



REPLY TO  
ATTENTION OF:

DEPARTMENT OF THE ARMY  
US ARMY CHEMICAL SCHOOL  
FORT MCCLELLAN, ALABAMA 36205-5020

S: 1 Jul 98

ATZN-CMR-A

4 May 98

MEMORANDUM FOR SEE DISTRIBUTION

SUBJECT: Preliminary Draft Field Manual FM 3-4-1, Multiservice Procedures for NBC Defense of Fixed Sites, Ports, and Airfields

1. The Preliminary Draft Field Manual FM 3-4-1, Multiservice Procedures for NBC Defense of Fixed Sites, Ports, and Airfields is provided for your review and concurrence. Comments are requested not later than 1 Jul 98. In accordance with Joint Pub 1-01, request comments be categorized as follows:
  - (a) **Critical Comments.** Critical comments will cause nonconcurrence in the draft if the concern is not satisfactorily resolved.
  - (b) **Major Comments.** Major comments are significant concerns that may result in nonconcurrence in the entire document. This category may be used with a general statement of concern with a subject area, thrust of the document, etc., followed by detailed comments on specific entries in documents that, taken together, constitute the concern.
  - (c) **Substantive Comments.** Substantive comments are provided because sections in the document appear to be or are potentially incorrect, incomplete, misleading, or confusing.
  - (d) **Administrative Comments.** Administrative comments correct inconsistencies between different sections, typographical errors, or grammatical errors.
2. Electronic copies of this draft are available at the following web sites:
  - USACMLS FTP: <ftp://cmls:cmls@160.148.10.105/CMLS/fm3-4-1/pcd>
  - Dragon's Lair BBS: <http://mcclellan-cmls-bbs.army.mil/>
3. On 30 Apr 98, the USACMLS briefed the status of this publication to the Joint Doctrine Working Party (JDWP) and the potential to transition to a Joint Publication. The JDWP decided to vote on the proposal via a message from the Joint Warfighting Center rather than wait for the Oct 98 JDWP. The message will be released soon. If the decision is made to pursue this as a Joint Publication, the Program Directive, milestones, and scope will be reassessed.



ATZN-CMR-A

SUBJECT: Preliminary Draft Field Manual FM 3-4-1, Multiservice Procedures for NBC Defense of Fixed Sites, Ports, and Airfields

Pentagon, Washington, DC 20310  
Chief of Naval Operations (ATTN: N512), Warfare Policy and Doctrine Branch, 200 Navy  
Pentagon, Washington, DC 20350  
Chief of Staff, US Air Force, HQ AFDC/AFL, 1480 Air Force Pentagon, Washington, DC 20330  
Commandant of the Marine Corps (PLN-13), Strategy and Plans Division, Room 5D616 Pentagon,  
Washington, DC 20380  
Commandant US Coast Guard (ATTN: G-ODO)

DISTRIBUTION (CONT)

Commander, US Army Training and Doctrine Command (ATTN: ATDO-J/ ATCD-SB), Fort  
Monroe, VA 23651  
Commander General, Marine Corps Combat Development Command, Joint Doctrine Branch,  
3300 Russell Road, 3<sup>rd</sup> Floor Suite 318A, Quantico, VA 22134  
Commander, Naval Doctrine Command, 1540 Gilbert Street, Norfolk, VA 23511  
Commander, US Air Force Doctrine Center, 155 North Twining St., Maxwell AFB, AL 36112  
HQ AFDC Detachment 1, 216 Sweeny, Blvd, Suite 109, Langley AFB, VA 23665  
Air Land Sea Application (ALSA) Center, 114 Andrews, St, Langley AFB, VA 23665  
Office of the Assistant to the Secretary of Defense for Counterproliferation and Chemical/Biological  
Defense Programs, 3050 Defense Pentagon, Room 3C125, Washington, DC 20301-3050  
Commander, USFK, FKJ3-PL-C, APO AP 96204  
Commander, U.S. Army Special Operations Command, ATTN: AOOD-TRI, Fort Bragg,  
NC 28307-5000  
Commander, Third, U.S. Army, ATTN: AFRD-DT, Fort McPherson, GA 3-330-5000  
Commander, Eighth, U.S. Army, ATTN: CC, Unit 15237, APO AP 96205-0010  
Commander, I Corps & Ft Lewis, ATTN: AFZH-CC-MS, #09, Box 339500, Fort Lewis, WA  
98433-9500  
Commander, III Corps, ATTN: AFZF-CML, Fort Hood, TX 76544  
Commander, V Corps, ATTN: AETV-NBC, Unit 29351, APO AE 09014  
Commander, XVIII Corps (Airborne), AFZA, Fort Bragg, NC 28307-5000  
Commander, XVIII Corps, ATTN: Chemical Officer (AFZA-GT-N), Fort Bragg, NC 28307  
Commander, National Training Center, Operations Group Co. A, ATTN: Bronco 62,  
Fort Irwin, CA 92310-5031  
Commandant, US Army Signal School, ATZN-DTL, Fort Gordon, GA 30905-5000  
Commander, U.S. Army Engineer School, ATTN: ATSE-DD, Fort Leonard Wood, MO  
65473-5331  
Commandant, U.S. Army Field Artillery School, ATTN: ATSF-DM, Fort Sill, OK 73503-5600  
Commander, U.S. Army Ordnance Missile and Munitions Center and School,  
ATTN: ATSK-CMT, Redstone Arsenal, AL 35897-0001  
Commandant, USA Transportation School, ATTN: ATSP-TDL, Fort Eustis, VA 23604-5361  
Commandant, USA Air Defense Artillery School, ATTN: ATSA-TAC, Fort Bliss, TX  
79916-7000  
Commandant, USA Chaplain School, Building 2179, Fort Jackson, SC 29207  
Commandant, NATO School SHAPE, NBC DEP, P.O. Box 2003, APO AE 09172

ATZN-CMR-A

SUBJECT: Preliminary Draft Field Manual FM 3-4-1, Multiservice Procedures for NBC Defense of Fixed Sites, Ports, and Airfields

Commander, SHAPE, Policy Division, Chemical Officer, , CMR 450, Box 432, APO AE 09705  
Commander, U.S. Army Infantry School, ATTN: ATSH-ATD, Fort Benning, GA 31905-5007  
Commander, U.S. Army Armor School, ATTN: ATSB-SBD-D, Fort Knox, KY 40121-5200  
Commandant, USA Quartermaster School, ATTN: ATSM-SPT-I, Fort Lee, VA 23801-5030  
Commandant, Judge Advocate General's School, USA, ATTN: JAGS-DDC,  
University of Virginia, Charlottesville, VA 22903-1781  
Commandant, US Army War College, ATTN: AWCA-CD, Carlisle Barracks, PA 17013  
Commander, US Army MP School, ATTN: ATZN-DM, Fort McClellan, AL 36205  
Commander, Headquarters, Joint Readiness Training Center, ATTN: Operations Group,  
Chemical Section, Fort Polk, LA 71459  
Commander, Battle Command Training Program, Operations Group A, ATTN: Chemical  
Officer, Fort Leavenworth, KS 66027-5000  
Director, Dismounted Battlespace Battle Lab, ATTN: ATSH-WC, Fort Benning, GA  
31905-5400  
Director, Mounted Battlespace Lab, ATTN: ATZL-MW, Fort Knox, KY 40121-5000  
Commander, 101<sup>st</sup> Airborne Division, ATTN: AFZB-CM, Fort Campbell, KY 42223-5000  
Commander, 82<sup>nd</sup> Airborne Division, ATTN: Division Chemical, AFVC-CM, Fort Bragg, NC  
28307-5056  
Commander, 82<sup>nd</sup> Airborne Division ATTN: Division Chemical Officer, , Fort Bragg, NC  
28307-5000  
Commander, 2<sup>nd</sup> Infantry Division, EAID-CM, Camp Casey, APO AP 96323  
Commander, 10<sup>th</sup> Infantry Division, AFZS-CML, Fort Drum, NY 13602-5000  
Commander, 3<sup>rd</sup> Infantry Division, AFZP-CM, Division Cml, Building 295, Fort Stewart, GA  
31314  
Commander, 4<sup>th</sup> Infantry Division Mech, AFZC-CML, ATTN: Division Chemical Officer,  
Fort Hood, TX 76544  
Commander, 25<sup>th</sup> Infantry Division, APVG-PC-CM, Schofield Barracks, HI 96857  
Commander, 1<sup>st</sup> Brigade, 6<sup>th</sup> Infantry Division, WLB-NBC, Fort Wainwright, AK 99703  
Commander, 1<sup>st</sup> Infantry Division, M, Unit 26222, Division Chemical Section, APO AE 09036  
Commander, 1<sup>st</sup> Cavalry Division, Division Chemical Officer, , Fort Hood,  
TX 76544-5101  
Commander, 1<sup>st</sup> Armored Division Chemical Officer, ATTN: AETV-THV-NBC,  
Unit 24309, APO AE 09252  
Commander, USAE, NORAD, Chief, Battle Management Division, Peterson AFB, CO 80912  
Commander, 2<sup>nd</sup> Chemical Battalion, Fort Hood, TX 76544-5083  
Commander, 23<sup>rd</sup> Chemical Battalion, Unit #15597, APO AP 96218-0571  
Commander, 82<sup>nd</sup> Chemical Battalion, ATTN: ATZN-TBA, Fort McClellan, AL  
36205-5042  
Commander, 83<sup>rd</sup> Chemical Battalion, ATTN: AFZA-AC-CM, Fort Bragg NC 28307  
Commander, 84<sup>th</sup> Chemical Battalion, Fort McClellan, AL 36205  
Commander, 460<sup>th</sup> Chemical Brigade, 8001 Camp Robinson Road, North Little Rock, AR  
72118-2206

ATZN-CMR-A

SUBJECT: Preliminary Draft Field Manual FM 3-4-1, Multiservice Procedures for NBC Defense of Fixed Sites, Ports, and Airfields

Commander, 415<sup>th</sup> Chemical Brigade, 814 Perimeter Road, Greenville, SC 29605-5202  
Commander, 464<sup>th</sup> Chemical Brigade, 295 Goucher Street, Johnston, PA 15905-3492  
Commander, 172<sup>nd</sup> Chemical Company, SG M, Fort Riley, KS 66442  
Commander, 140<sup>th</sup> Chemical Company, 1700 E. Spring Street, Long Beach, CA 90822-1095  
US Army Reserve Command, ATTN: AFRC-OSAL-WMD, 1401 Deshler Street SW,  
Atlanta, GA 30330-2000  
US Army Reserve Command, DCSOPS Unit Training, AFRC-OPT-U, Chem SRC MAN,  
1401 Deshler Street SW, Fort McPherson, GA 30330  
Commander, USACHPPM, ATTN: MCHB-TS-OMH, 5158 Blackhawk Road, APG, MD  
21010  
Commander, Naval Sea Sys Cmd, 2531 Jeff Davis Highway, Code 03G1, Pete Jung,  
Arlington, VA 22242-5160  
Commander, USAMEDDC&S, ATTN: MCCS-FCD, 1400 East Grayson Street,  
Fort Sam Houston, TX 78234-6175  
USAMEDCOM, ATTN: MCHO-CL-W, 2010 Worth Road, Fort Sam Houston, TX  
78234-6010  
US Army Medical Research, Institute of Infectious Diseases, Preventive Medicine Department,  
Fort Detrick, MD 21702-5011  
U.S. Army Combined Arms Command and Fort Leavenworth, ATTN: ATZL-SWW,  
Fort Leavenworth, KS 66027-5000  
U.S. Army Combined Arms Support Command and Fort Lee, ATTN: ATCL-L/ATCL-DCO,  
Fort Lee, VA 23801-6000  
HQDA, DASG-HCO, 5109 Leesburg Pike, Suite 691, Falls Church, VA 22041  
HQDA ODCSLOG, ATTN: DALO-SMR, Room 1C562, 500 Army Pentagon, Washington, DC  
20310-0500  
Commander, Technical Escort Unit, APG, MD 21010  
Commander, ERDEC, SCBD-ASP, APG, MD 21010-5423  
Project Manager, NBC Defense, AMCPM-NN, APG, MD 21010-5401  
Joint Program Manager, Biological Defense, ATTN: SFAE-PD, Skyline #3, Room 1200,  
5201 Leesburg Pike, Falls Church, VA 22041  
HQAMC, ATTN: AMCCB, 5001 Eisenhower Avenue, Alexandria, VA 22333-0001  
Director, Concepts Analysis Agency, ATTN: CAA-EN, 8120 Woodmont, Bethesda, MD  
20814  
US Army Nuclear/Chem Agency, MONA-CM, Building 2073, 7500 Backlick Road,  
Springfield, VA 22150-3198  
Deputy Director, Investigation & Analysis, Office of the Special Assistant for Gulf War Illnesses,  
LTC Dee Morris/Mark E. Williams, 5113 Leesburg Pike, Suite 901, Falls Church, VA 22041  
Defense Nuclear Agency, OPAC, 6801 Telegraph Road, Alexandria, VA 22310-3398  
Commander, USA Dugway Proving Ground, STEDP-CO, Dugway, UT 84022-5000  
Director, TACOM, ACALA, AMSTA-AC-CTC-P, Rock Island, IL 61299-6000  
Commander, AFCESA CEXR, ATTN: NBC, 139 Barnes Drive, Suite 1, Tyndall AFB,  
FL 32403-5319

ATZN-CMR-A

SUBJECT: Preliminary Draft Field Manual FM 3-4-1, Multiservice Procedures for NBC Defense of Fixed Sites, Ports, and Airfields

Commander, FORSCOM ATTN: Chemical Officer, Fort McPherson, GA 30330-6000

Commander, Fort Riley, AFZN-GT-C, Fort Riley, KS 66442-6100

Commandant USA Intelligence Center & Ft Huachuca, ATZS-TDL-D, Fort Huachuca, AZ  
85613-6000

U.S. Army Aviation Center and Fort Rucker, ATTN: ATZQ-TDS-DJ, Fort Rucker, AL  
36362-5000

HQDA, OCAR, ATTN: DAAR-OFD-FD, 1815 N. Fort Meyer Drive, Room 304,  
Arlington, VA 22209-1808

The Joint Staff J5 LTC Mike Brown, The Pentagon, Washington, DC 20318-5000

Institute for Defense Analysis, Strategy, Forces, and Resources Division, ATTN: Mr Schultz,  
1801 N. Beauregard St., Alexandria, VA 22311-1782

Product Manger Joint Bio Detection System, APG, MD 21010

Army Chemical School LNO, AST Augsburg, CMR 456, Box 2459, APO AE 09178

Commander, U.S. Army Chemical and Biological Defense Command, APG,  
MD 21010-5401

U.S. Army Chemical School

Assistant Commandant

Regimental Command Sergeant Major

Deputy AC RC

Director of Training

Director of Combat Developments

Director of Chemical Warfighting Operations

84<sup>th</sup> Chemical Battalion

Chairman, Joint Service Integration Group

Chairman, Joint Service Material Group

Secretariat Joint Service Integration Group

Secretariat Joint Service Material Group

**Army, Navy, Marine Corps, Air Force**

# **COORDINATING DRAFT**

## **NBC**

### **MULTISERVICE PROCEDURES FOR NBC DEFENSE OF FIXED SITES, PORTS, AND AIRFIELDS**

[PARTICIPATING SERVICE  
SEALS/CRESTS]

**COORDINATING DRAFT  
FM 3-4-1  
MCWP 3-37.5  
[OTHER SVC DESIGNATIONS]**

**[DATE]**

**DISTRIBUTION RESTRICTION:** Distribution authorized to US Government agencies only to protect technical and operational information from automatic dissemination under the International Exchange Program or by other means. This determination was made 2 September 1997. Other requests for document will be referred to the Commandant, US Army Chemical School, ATTN: ATZN-CMR-A, Fort McClellan, AL 36205-5020.

**DESTRUCTION NOTICE:** Destroy by any method that will prevent disclosure of contents or reconstruction of the document.

---

## FOREWORD

This publication has been prepared under our direction for use by our respective commands and other commands as appropriate.

**General, USA  
Commander  
Training and Doctrine Command**

**Lieutenant General, USMC  
Commanding General  
Marine Corps Combat  
Development Command**

**[To Be Determined]  
Rear Admiral, USN  
Commander  
Naval Doctrine Command**

**[To Be Determined]  
Major General, USAF  
Commander  
Headquarters Air Force Doctrine  
Center**



# PREFACE

**1. Scope.** This publication provides a multiservice doctrinal reference for planning, resourcing, and executing the nuclear, biological, and chemical (NBC) defense of fixed sites, ports, and airfields. Specific tactics, techniques, and procedures are included in its appendixes. During Joint operations, this publication is subordinate to current Joint publications addressing this topic.

**2. Purpose.** This multiservice publication has been prepared as a revision to FM 3-4-1, Fixed Site Protection. Formerly a single-service manual, this revision has been coordinated and approved by its signatories to address multiservice NBC defense operations and responsibilities at military fixed sites. In the absence of Joint doctrine, this publication is intended to provide leaders and staff planners a doctrinal reference for synchronizing and resourcing successful NBC defense plans for sites such as air/sea ports of debarkation (APOD/SPOD); command, control, communications, computers, and intelligence (C<sup>4</sup>I) nodes; logistics bases; and medical facilities.

**3. Application.** The procedures in this publication apply throughout the US armed forces as specifically represented by the signatory authorities in the foreword.

This publication has not been chartered or approved as Joint doctrine; therefore, its use during Joint operations is subject to operational guidance and directives from the Joint Chiefs of Staff (JCS).

Additionally, it is not the intent of this publication to restrict the authority of Service or Joint force commanders from organizing the force and executing their mission in a manner they deem appropriate.

**4. Implementation.** Participating Service command offices of primary responsibility will review this publication, validate the information, and reference and incorporate it in Service manuals, regulations, and curricula as follows:

**US Army.** The Army will incorporate the procedures in this publication in US Army training and doctrinal publications as directed by the commander, US Army Training and Doctrine Command (TRADOC). Distribution is in accordance with DA form 12-11E.

**US Marine Corps.** The Marine Corps will incorporate the procedures in this publication in US Marine Corps training and doctrinal publications as directed by the commanding general, US Marine Corps Combat Development Command (MCCDC). Distribution is in accordance with MCPDS.

**US Navy.** TBD

**US Air Force.** TBD

**5. User Information.** The proponent for this publication is the US Army Chemical School (USACMLS) who developed this publication with the joint participation of the approving Service commands. The USACMLS will review and update this publication as necessary.

We encourage recommended changes for improving this publication. Key your comments to the specific page and paragraph and provide a rationale for each recommendation. Send comments and recommendations directly to:

## US Army

Commandant  
US Army Chemical School  
ATTN: ATZN-CMR-A  
Fort McClellan AL 36205-5020.  
DSN 865-5531 COMM (205) 848-5531

## US Marine Corps

USMC comments will be sent to USACMLS, Fort McClellan AL via MCCDC, Doctrine Division, Quantico VA and USMC NBC Defense School, Fort McClellan AL.

Commanding General  
US Marine Corps Combat Development Command  
ATTN: C42  
3300 Russell Road  
Quantico VA 22134-5021  
DSN 278-6234 COMM (703) 784-6234

## [US Navy]

[TBD]

## [US Air Force]

[TBD]

Unless this publication states otherwise, masculine nouns and pronouns do not refer exclusively to men.



FM 3-4-1

US Army Training and Doctrine Command  
Fort Monroe, Virginia

MCWP 3-37.5

Marine Corps Combat Development Command  
Quantico, Virginia

XX-XX

[Other Svc Designations/Approval Commands]

[DATE]

# NBC

## Multiservice Procedures for NBC Defense of Fixed Sites, Ports, and Airfields

CONTENTS	PAGE
Preface .....	i
Executive Summary .....	Summary-1
Chapter 1     Fixed Site NBC Environment .....	1-1
Introduction .....	1-1
Terminology.....	1-2
Operational Environment .....	1-3
Chapter 2     Fixed Site Vulnerability.....	2-1
Overview .....	2-1
Fixed Site Vulnerability.....	2-1
Vulnerability Analysis .....	2-3
Vulnerability Reduction (Mitigation) .....	2-5
Chapter 3     Fixed Site NBC Defense Planning and Execution .....	3-1
Fixed Site NBC Defense Goals .....	3-1
Section I   Fixed Site NBC Defense Roles/Responsibilities .....	3-2
Combatant Commander (CINC)/Joint Force Commander (JFC) .....	3-2
Component Commanders .....	3-4
Joint Rear Area Coordinator (JRAC).....	3-4
Base Cluster/Base Commanders.....	3-5
Transient Commanders .....	3-6
Fixed Site Tenant Commanders .....	3-6
NBC Defense Staff Planner .....	3-6

\*This publication will supercede FM 3-4-1, Fixed Site Protection, 16 August 1989 when published as approved doctrine.

**DISTRIBUTION RESTRICTION:** Distribution authorized to US Government agencies only to protect technical and operational information from automatic dissemination under the International Exchange Program or by other means. This determination was made 2 September 1997. Other requests for document will be referred to Commandant, US Army Chemical School, ATTN: ATZN-CMR-A, Fort McClellan, AL 36205-5020.

**DESTRUCTION NOTICE:** Destroy by any method that will prevent disclosure of contents or reconstruction of the document.

<b>CONTENTS</b>	<b>PAGE</b>
<b>Section II</b>	
<b>Fixed Site NBC Defense Planning</b> .....	<b>3-6</b>
<b>Mission Analysis</b> .....	<b>3-7</b>
<b>Course of Action (COA) Decisions</b> .....	<b>3-9</b>
<b>NBC Staff Estimate</b> .....	<b>3-10</b>
<b>Fixed Site NBC Defense Plan</b> .....	<b>3-10</b>
<b>Section III</b>	
<b>Resourcing, Deployment, and Execution Guidance</b> .....	<b>3-12</b>
<b>Fixed Site NBC Defense Resources</b> .....	<b>3-12</b>
<b>Deployment Planning</b> .....	<b>3-13</b>
<b>Fixed Site NBC Defense Execution</b> .....	<b>3-14</b>
 <b>Appendix</b>	
<b>A</b> <b>Fixed Site NBC Defense Task List</b> .....	<b>A-1</b>
<b>B</b> <b>NBC Defense Assets</b> .....	<b>B-1</b>
<b>C</b> <b>Vulnerability Analysis and Mitigation</b> .....	<b>C-1</b>
<b>D</b> <b>Fixed Site NBC Defense Planning Tools</b> .....	<b>D-1</b>
<b>E</b> <b>Fixed Site NBC Defense Execution Tools</b> .....	<b>E-1</b>
<b>F</b> <b>Host Nation and Civilian Considerations</b> .....	<b>F-1</b>
<b>G</b> <b>Toxic Industrial Materials</b> .....	<b>G-1</b>
<b>H</b> <b>Fixed Site Decontamination</b> .....	<b>H-1</b>
<b>I</b> <b>Retrograde of Equipment with Residual NBC Contamination</b> .....	<b>I-1</b>
<b>J</b> <b>NBC Protection Options</b> .....	<b>J-1</b>
 <b>Glossary</b>	
<b>Part I</b> <b>Abbreviations and Acronyms</b> .....	<b>Glossary-1</b>
<b>Part II</b> <b>Terms and Definitions</b> .....	<b>Glossary-6</b>
 <b>References</b> .....	<b>References-1</b>
 <b>Figures</b> .....	<b>TBP</b>

# EXECUTIVE SUMMARY

## COMMANDER S OVERVIEW

---

- Discusses NBC Defense of Fixed Sites, Ports, and Airfields
  - Provides a Fixed Site Threat Overview
  - Discusses Fixed Site Vulnerabilities and Mitigation
  - Discusses Fixed Site NBC Defense Planning
  - Provides Tactics, Techniques, and Procedures (TTP) for NBC Defense Planners
- 

*Chapters provide broad overview. Appendixes provide more specific TTP.*

*Fixed Site: Developed real estate (facilities and supporting equipment) required to accomplish an operational mission.*

*Permanently Fixed Sites: Sites that cannot move. In war or conflict, they may be abandoned, but not moved.*

*Operationally Fixed Sites: Transportable or mobile facilities not moved due to ongoing operational constraints. For example, movement of field hospitals or critical communications nodes just prior to commencing offensive operations.*

*Base: A locality from which operations are projected or supported. An area or locality containing installations which provide logistic or other support.*

*Base Cluster: In base defense operations, a collection of bases, geographically grouped for mutual protection and ease of command and control.*

*Operational environment discussion is modeled on CJCSM 3500.04, Universal Joint Task List, Chapter 3, Conditions for Joint Tasks.*

FM 3-4-1's three chapters provide a broad background regarding NBC defense of fixed sites, ports, and airfields. Chapter 1 addresses the *Fixed Site NBC Environment*; Chapter 2 identifies *Fixed Site Vulnerability*, and Chapter 3 provides guidance on *Fixed Site NBC Defense Planning and Execution*. Appendixes A through J support and supplement the doctrine within the chapters.

Chapter 1 provides an introduction addressing concerns such as WMD proliferation, lessons learned during Operations DESERT SHIELD/DESERT STORM, Toxic Industrial Hazards (TIH), and worldwide terrorist activities; all driving immediate considerations for fixed site NBC defense. The chapter highlights command responsibilities for protecting the force in today and tomorrow's NBC environment.

Additionally, this chapter establishes standard terminology for fixed sites and defines the operational environment for fixed site operations.

Fixed Sites include command, control, communications, computers, and intelligence (C<sup>4</sup>I) sites; ports/seaports of debarkation (SPOD); airfields/aerial ports of debarkation (APOD); logistics bases (POMCUS sites, ammunition storage points/depots, supply depots, maintenance sites, etc.); and medical facilities.

For planning considerations, the fixed site operational environment discussion includes four parameters:

- **Physical Environment.** Conditions and terrain which, in concert with weather, influences WMD targeting, employment, and effects.
- **Military Environment.** Includes strategic chokepoints; sustainment operations; complex command and control, implications at fixed sites; and strategic centers of gravity. Combined, these aspects translate fixed sites into high value targets.

## Executive Summary

---

*During force projection operations, A/SPOD pose lucrative strategic chokepoints inviting enemy targeting.*

*As movement of cargo out of the A/SPOD decreases as a result of personnel degradation, logistics throughput and operations are also affected.*

*Analysis of the operational environment is a critical part of an IPB process supporting effective decisionmaking.*

*Avoidance. Active and passive measures for avoiding NBC attacks/hazards.*

*Protection. Defensive measures to provide individual, collective, and materiel protection against NBC hazards.*

*Restoration. Immediate, operational, and thorough decontamination techniques increase survivability and restore combat power by absorbing, destroying, neutralizing, making harmless, or removing contamination.*

*Vulnerability Analysis. A continuous process of conducting IPB, NBC Risk Assessment, and NBC Vulnerability Analysis procedures to identify specific mitigation measures.*

*Although this document focuses on passive defense measures, mitigation measures always include active defense measures.*

*Protect the Force*

*Sustain Command and Control*

*Sustain Combat Support*

*The amount of resources allocated to protect a fixed site should reflect the value of the site to combat effectiveness.*

*This chapter relies heavily on JP3-10, Doctrine for Joint Rear Area Operations; JP3-10.1, Joint Tactics, Techniques, and Procedures for Base Defense; and the Military Decision Making Process.*

- **Civil Environment.** Cultural influences of religion, nationalism, and ethnic makeup mold civic and political attitudes and economic influences. Industrial and technological capabilities can create and support overt or covert WMD proliferation.
- **Threat Environment.** The WMD threat spans the full spectrum of operations in peacetime and conflict. The WMD threat presents tactical, operational, and strategic implications requiring active and passive countermeasures to address NBC hazards created by nations, terrorists, or by consequence.

Chapter 2 examines fixed site vulnerability, IPB, analysis, and mitigation.

Intelligence Preparation of the Battlespace (IPB) supports the analytical process that allows commanders and staffs to disperse the “fog” of the operational environment and anticipate enemy actions before they occur. IPB becomes the “glue” that connects Chapters 1-3 and Appendixes A-J.

The following characteristics contribute to fixed site vulnerability: bottlenecks, large area targets, high value targets, limited defensive capabilities, limited or no mobility.

**Strategic and Operational Impacts.** The minimum impact caused by NBC hazards entails a temporary reduction in OPTEMPO for targeted forces/operations. Under less ideal conditions, NBC hazards may delay fixed site operations for hours or days and result in changes of mission and/or mass casualty scenarios. Impacts will vary based on the functional mission of the fixed site.

**Vulnerability Analysis.** The basic methodology combines IPB, NBC risk assessment, and NBC vulnerability analysis procedures to identify specific measures to avoid, protect against, or reduce the effects of WMD and NBC hazards. Appendixes C and G provide information to supplement existing service procedures.

Chapter 3 focuses on the three key measures to accomplish fixed site NBC defense goals: protecting the force, sustaining C<sup>2</sup>; and sustaining combat support. This chapter's three sections include: Fixed Site NBC Defense Roles/Responsibilities (who is responsible); Fixed Site NBC Defense Planning (procedures and considerations); and Resourcing, Deployment, and Execution Guidance (making the plan work).

The appendixes support the planning, resourcing, and execution process by providing detailed “how to” discussion and tools.

Table Exec-1 summarizes appendix contents.

**Table Exec-1. Appendix Summary**

<b>APPX</b>	<b>SUBJECT</b>	<b>SUMMATION</b>
<b>A</b>	<i>Fixed Site NBC Defense Task List</i>	Demonstrates linkage of the Universal Task List at the strategic, operational, and tactical levels and the integration of NBC considerations into planning.
<b>B</b>	<i>NBC Defense Assets</i>	A listing of DOD, international, and expedient NBC assets that may be available to support the fixed site NBC defense plan.
<b>C</b>	<i>Vulnerability Analysis and Mitigation</i>	A “how to” approach for risk assessment and a discussion on friendly vulnerability analysis supported by tables to assist in mitigation planning.
<b>D</b>	<i>Fixed Site NBC Defense Planning Tools</i>	Focuses on preparation of NBC defense templates to support planning.
<b>E</b>	<i>Fixed Site NBC Defense Execution Tools</i>	Provides example and blank synchronization matrices for the execution of NBC defense tasks.
<b>F</b>	<i>Host Nation and Civilian Considerations</i>	Guides integration of host nation assets and non-combatant considerations and responsibilities into the NBC defense plan.
<b>G</b>	<i>Toxic Industrial Materials</i>	Provides tables and templates to assist in situational hazard mitigation planning with emphasis on individual safety.
<b>H</b>	<i>Fixed Site Decontamination</i>	Provides decision aids and tables for rapidly addressing NBC contamination and decontamination prioritization.
<b>I</b>	<i>Contaminated Equipment Retrograde Procedures</i>	Describes the need for protection from NBC hazards posed by retrograde cargo and equipment. Tables contain available equipment detection sensitivities, maximum exposure limits, and proposed maintenance site controls.
<b>J</b>	<i>Expedient Protection Options</i>	Describes potential in-place materiel, procedures, and techniques for expedient protection.





# CHAPTER 1

## FIXED SITE NBC ENVIRONMENT

Know the enemy and know yourself; in a hundred battles you will never be in peril. When you are ignorant of the enemy but know yourself, your chances of winning or losing are equal. If ignorant both of your enemy and of yourself, you are certain in every battle to be in peril. Sun Tzu c.400-320 BC

### INTRODUCTION

Significant national security concerns drive the immediate consideration of fixed site NBC defense. These concerns include proliferation of weapons of mass destruction (WMD) and lessons learned during armed conflict from Operations DESERT SHIELD/DESERT STORM and terrorist incidents such as the Khobar Towers (large conventional explosives) and the Tokyo subway (nerve agent) incidents, and the potential for radiological, chemical, or biological hazards. Commanders must consider fully the requirements for fixed site NBC defense. Our forces require protection from these weapons as well as NBC hazards from industrial facilities near or in our area of operations (AO). Commanders have direct responsibility for protecting their force against these hazards. On future battlefields, failure to properly plan and execute NBC defenses for critical fixed sites may result in significant casualties, disruption of operations, and even mission degradation. Further, commanders' mission and execution plans must address the implications of WMD if used at critical force projection choke points, specifically ports of debarkation. Figure 1-1 depicts the force projection chokepoints and WMD challenges confronting a commander in a theater of operations. As forces enter the theater, vulnerability concerns heighten significantly. Protecting the force is of equal or greater concern during forced entry operations as well as offensive or defensive operations.

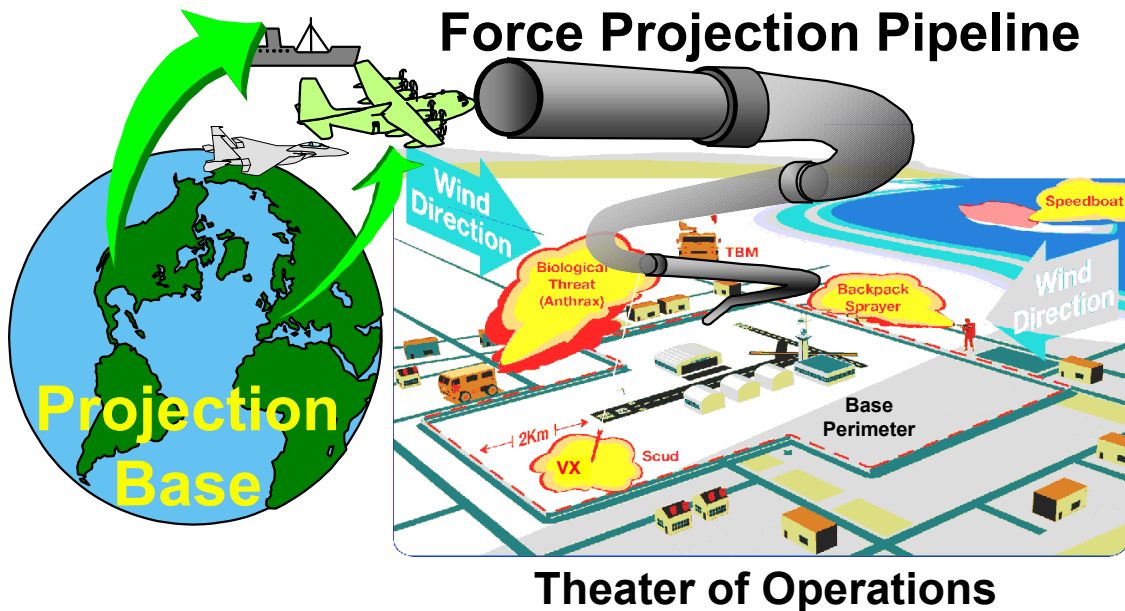


Figure 1-1. Force Projection Pipeline

Notice that the force projection pipeline generally originates from the Continental United States (CONUS) or from an ally (e.g., NATO). Although still vulnerable, ports of embarkation (POE) at the projection base offer an advantage by allowing additional security, flexibility, and standoff. Therefore, enemy WMD targeting efforts will likely focus on the more vulnerable ports of debarkation (POD). WMD employed against sea and air POD and forces not yet deployed to forward areas of operations can create significant casualties and bottlenecks in the resource

27 pipeline. RESULT: During entry operations, combat power is extremely vulnerable while at or  
28 around the POD. During the transition from entry operations to military operations, many  
29 elements begin dispersal into their assigned areas of operation. However, fixed sites remain as  
30 centers of gravity for sustaining, enhancing, and controlling forward combat power; and, therefore,  
31 are a high value target for WMD. It is in the context of this target rich environment that Chapter 1  
32 defines key fixed site terminology and addresses the operational environment of fixed sites.  
33

### TERMINOLOGY

34  
35  
36 Common terminology is essential for establishing effective communication, coordination, and  
37 maintaining focus on the scope of this manual. Specifically, the term “Fixed Site” is defined as  
38 shown below and discussion is focused toward, but not limited to, the subsequent points:  
39

40 **Fixed Site: Developed real estate (facilities and supporting equipment) required to**  
41 **accomplish an operational mission.** For example:

- 42 • **Command, Control, Communications, Computers, and Intelligence (C<sup>4</sup>I) Sites**
- 43 • **Ports/Seaports of Debarkation (SPOD)**
- 44 • **Airfields/Aerial Ports of Debarkation (APOD)**
- 45 • **Logistics Bases (e.g., POMCUS sites, ammunition storage points/depots, supply**  
46 **depots, maintenance sites)**
- 47 • **Medical Facilities.**

48  
49 Fixed sites can be further categorized as permanently or operationally fixed.  
50

51 **Permanently Fixed Sites: Facilities that can not move.** These include preexisting facilities  
52 such as ports, airfields, railheads, bridges, and hospitals. If war or conflict comes to these  
53 facilities, they may be abandoned, but not moved. Additionally, if WMD make these facilities  
54 unusable, they are abandoned, at least until transition to post-conflict operations.  
55

56 **Operationally Fixed Sites: Facilities transportable or mobile, but due to ongoing**  
57 **operational constraints, they are not moved.** Examples of operationally fixed sites include  
58 the movement of air transportable hospitals or critical communications nodes just prior to  
59 commencing offensive operations. Examples may also include stalled convoys and bridging  
60 operations.  
61

62 Related terms that the manual will refer to are **Base, Base Cluster, and Weapons of Mass**  
63 **Destruction.**  
64

65 **Base: A locality from which operations are projected or supported.** An area or locality  
66 containing installations which provide logistic or other support. (JP 1-02)  
67

68 **Base Cluster: In base defense operations, a collection of bases, geographically grouped**  
69 **for mutual protection and ease of command and control.** (JP 1-02)  
70

71 **WMD: Weapons of Mass Destruction.** In arms control usage, weapons that are capable of a  
72 high order of destruction and/or of being used in such a manner as to destroy large numbers of  
73 people. Can be nuclear, chemical, biological, and radiological weapons, but excludes the means of  
74 transporting or propelling the weapon where such means is a separable and divisible part of the  
75 weapon. (JP 1-02) **NOTE:** Throughout this manual, we will use “WMD” when referring to NBC  
76 weapons and “NBC hazards” to refer to hazards resulting from either WMD, industrial, or  
77 conventional battlefield residual hazards.  
78

79 The functions and services provided by the fixed sites noted above provide critical C<sup>4</sup>I, force  
80 projection, and sustainment capabilities for joint forces. Subsequent discussions will initially focus

81 on A/SPOD during entry operations, and subsequently will address the Joint Rear Area (JRA) and  
82 other critical fixed sites as the theater expands and forces transition to operations.

## 83 84 OPERATIONAL ENVIRONMENT

85  
86 The fixed site operational setting is a diverse and complex environment. This diverse setting  
87 includes the physical, military, civil, and threat environment. First, by function, fixed site  
88 operations cross each aspect of the physical battlespace; land, sea, air, and space. Secondly,  
89 fixed site operations are inherently joint and will likely include JTF operations. Thirdly, in addition  
90 to the physical and military environments, fixed site operations, especially aerial and port  
91 operations, occur within the complex framework of the host nation and the civil environment.  
92 Finally, the significant impact of the NBC threat environment on fixed site operations will be key to  
93 discussions in Chapter 2. Commanders will use these four parameters of the fixed site  
94 operational environment discussed below as planning considerations for inclusion in  
95 joint/multiservice plans and exercises.

### 96 97 Physical Environment

98  
99 The physical battlespace directly impacts fixed site operations and the physical environment  
100 directly influences WMD. WMD can impact force projection and combat operations on land, at  
101 sea, and/or in the air. Further, the nuclear component of WMD could also impact the space  
102 environment, and command and control networks that rely on this dimension would be severely  
103 degraded. Still, the most notable influences of the physical environment on fixed site NBC  
104 defense are weather and terrain.

- 105  
106 • **Weather.** Weather conditions are the “uncontrollable wildcard” of WMD employment and  
107 provide useful cues to probable times and places for WMD use (i.e., employment  
108 windows). Diligent tracking of weather conditions helps in assessment of risks to friendly  
109 forces from WMD, as well as toxic industrial material (TIM) hazards.
- 110  
111 • **Terrain.** In concert with weather conditions, terrain influences where NBC effects may  
112 concentrate (e.g., chemical agents in low lying areas); and in many cases, it influences  
113 enemy WMD targeting (e.g., exploiting or creating chokepoints).

### 114 115 Military Environment

116  
117 The military environment of fixed sites includes: strategic chokepoints, sustainment operations,  
118 complex command and control (C<sup>2</sup>), and centers of gravity.

119  
120 **Strategic Chokepoints.** The strategic projection of combat power may require air and sea ports  
121 of debarkation. Once forward deployed, these forces require operational sustainment through  
122 these same POD. The limited number of useable POD causes an unavoidable concentration of  
123 forces at these sites, thus creating an enticing WMD target.

- 124  
125 • **Combat Power Sustainment.** Continuity of support from fixed sites is the life blood for  
126 sustaining a force’s combat power. NBC hazards can interrupt fixed site operations and  
127 decrease our forces overall combat power. The intensity of combat operations and fixed  
128 site activities vary; however, the fixed site operational tempo (OPTEMPO) remains high.  
129 In addition to casualties, an enemy theater missile (TM) with a WMD warhead is a very  
130 efficient and effective means of quickly disrupting and/or halting the flow of information  
131 and resources to or from the fixed site. The overall impact is a decrease in combat  
132 capability.
- 133  
134 • **Complex C<sup>2</sup>.** Multiple services, activities, and organizational structures (e.g., base  
135 clusters, airfield/port operations, and host-nation support) complicate fixed site C<sup>2</sup>.

136 Additionally, fixed site personnel (e.g., logistics, reserve, and host nation/US civilians)  
137 may have less training in passive defense measures than combat forces, further  
138 complicating C<sup>2</sup> in an NBC environment.

139  
140 • **Strategic Centers of Gravity.** As the hub for a commander's sustainment and C<sup>2</sup>  
141 operations, and with a limited number of POD fixed sites become a critical center of  
142 gravity for joint, multinational, and host nation personnel. Result: High value targets for  
143 the enemy.  
144

### Civil Environment

145  
146  
147 The culture and economic aspects of the civil environment that significantly influence fixed site  
148 NBC defense considerations include religious, national, and ethnic values, and economic  
149 industrial/technological capabilities.  
150

151 • **Cultural Influences.** Cultural influences of religion, nationalism, and ethnocentrism mold  
152 civic and political attitudes toward the employment of WMD and definitions of success.  
153 These basic ingredients support the volatile and aggressive politics seen in countries  
154 such as Iran and Iraq. Strict adherence to national or religious calls to action creates an  
155 atmosphere where any element of combat power (e.g., NBC) usage can be rationalized.  
156 Further, even in loss, a last blow using WMD weapons could provide an enemy a  
157 devastating final blow. Favorable attitudes toward martyrdom create challenging physical  
158 security requirements to mitigate suicide attacks against fixed sites.  
159

160 • **Economic Influences.** Industrial and technological capabilities can be a double-edged  
161 sword. A nation's industrial base can support defensive strategies as well as create the  
162 prolific environment supporting WMD production, stockpile, and employment. The host  
163 nation with developed economic infrastructure and industry can better support redundant  
164 lines of communication and/or provide protection and decon resources. Conversely,  
165 nations' economic capabilities could support overt or covert WMD proliferation and  
166 employment in cultural climates with permissive attitudes or lax counter-proliferation  
167 programs.  
168

### Threat Environment

169  
170  
171 The threat environment of today's battlespace spans the full range of operations during peace and  
172 conflict. WMD create tactical, operational, and strategic implications for commanders and their  
173 forces. Commanders must also weigh the impact of offensive action against enemy NBC  
174 production/storage facilities. For example, the downwind hazard following target destruction must  
175 be considered. Additionally, countermeasures are prepared to negate the threat posed by  
176 industrial hazards and terrorists.  
177

178 Various countries are known to possess or are suspected of possessing nuclear, biological, and  
179 chemical capabilities. Figure 1-2 depicts countries with proliferating (growing) WMD programs.  
180 Any country with pharmaceutical and agricultural research capabilities can easily disguise  
181 chemical and biological weapons development programs. As countries seek to expand their own  
182 WMD programs, potential funding is derived from sales of products and/or technologies to other  
183 countries or organizations. This practice sustains the WMD proliferation process.  
184

185 Combine the proliferation of WMD with the proliferation of ballistic and cruise missile technology  
186 and the increasing threat to off-shore assets, rear areas, and fixed sites becomes even more  
187 apparent. Since each of the three main weapons of mass destruction (nuclear, biological, and  
188 chemical) can be delivered by ballistic missile, smart munitions, or covert devices, the threat  
189 environment extends throughout the depth of the battlespace and continues to the force projection  
190 base.  
191

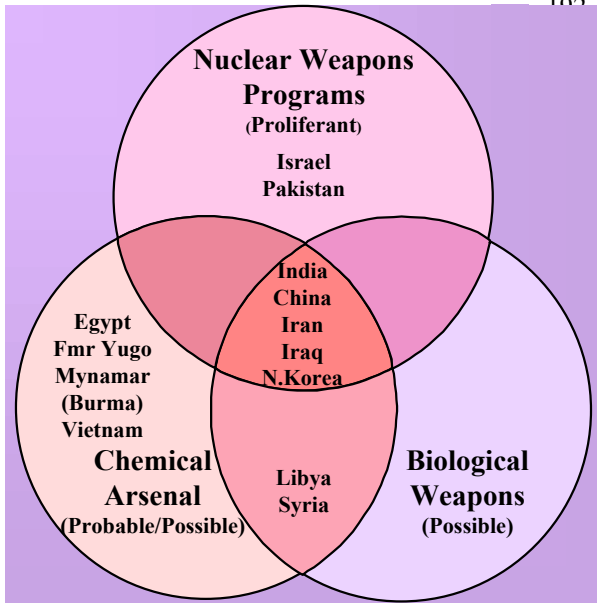


Figure 1-2. Proliferating WMD Programs

- Nuclear and Radiological Weapons.** The nuclear/radiological threat includes strategic or tactical nuclear weapons, conventional munitions enhanced by depleted uranium (DU), and low level radiation (LLR). Although they are not WMD, DU munitions create a low level radiation threat as a residual hazard of the fired round...a threat present in the expended round, damaged or destroyed equipment, contaminated shrapnel, or smoke from destroyed, DU contaminated vehicles. DU munitions are appearing in more and more armies, and commanders must ensure they conduct additional training that institutes proper safety countermeasures. LLR threats may also occur from inadequate nuclear waste disposal, deterioration of nuclear security or facilities, and collateral or deliberate damage to facilities with

radioactive material/sources. Additionally, covert or terrorist agents can use radiological weapons to conduct direct actions against military and/or civilian targets.

- Biological Weapons.** These weapons use agents/toxins that can be much more lethal than chemical agents in a pound-for-pound comparison. Production costs and low effective doses make these weapons extremely enticing for the “enemy-on-a-budget” who is looking for maximum casualties and psychological impact. Additionally, anti-materiel weapons loom as an emerging biological threat to fixed site functions relying heavily on mechanical and electronic equipment, as well as petroleum fueled power generators, to accomplish their missions.
- Chemical Weapons.** Compared to biological weapons, chemical weapons offer increased predictability of on-target effects against personnel and equipment and persistency options. As with biologicals, chemical anti-materiel formulas offer the determined belligerent yet another option to target against support activities.

Industrial centers and weapons production/storage facilities can easily become sources of hazards for our forces and their equipment. Deliberate targeting of industrial facilities can produce toxic industrial hazards (radiological, biological, or chemical) as lethal as any WMD arsenal. The same results may occur from collateral damage, accidents, or covert/terrorist activity. Therefore, forces operating in or located near these facilities incur higher risk and vulnerability. This photo suggests that not only are the industrial facilities potential hazard producers, but also the transport vehicles used to move industrial products (e.g., phosgene, chlorine), waste products, and munitions.



## Chapter 1

---

248 The availability of technology to terrorist organizations provides them the flexibility of using  
249 conventional weapons, WMD , and/or exploitation of industrial hazards to accomplish their  
250 objectives. As a high-leverage, low-risk form of warfare, terrorism creates a breeding ground for  
251 the proliferation of WMD, especially for biological and chemical weapons with their low cost per  
252 effect ratios. The Tokyo subway incident involving the Aum Shinri Kyu cult's use of the nerve  
253 agent Sarin is a prime example of WMD proliferation. The Aum Shinri Kyu cult in Japan was not  
254 only involved in chemical weapons research, but also purchased large quantities of Clostridium  
255 botulinum, the organism that produces the very lethal botulinum toxin. Additionally, in 1992, the  
256 cult demonstrated an interest in the Ebola virus by sending a "medical" mission to Zaire.

## CHAPTER 2 FIXED SITE VULNERABILITY

the skillful warriors first made themselves invincible and waited the enemy's moment of vulnerability. When an advancing enemy crosses water, it is advantageous to allow half his force to cross and then strike an army that lacks heavy equipment, fodder, food and stores will be lost. Sun Tzu c.400-320 BC

1  
2  
3  
4  
5  
6  
7  
8  
9  
10  
11  
12  
13  
14  
15  
16  
17  
18  
19

### OVERVIEW

Fixed sites provide critical functions that support force projection and sustainment. Discussions of the threat and operational environment always provide insight into friendly vulnerabilities. This chapter specifically examines fixed site vulnerabilities, Joint Intelligence Preparation of the Battlespace (JIPB), vulnerability analysis, and vulnerability mitigation.

The projected force may require ports of debarkation by SPOD, APOD, or both. Once projected, these forces require sustainment from logistics bases that, above division level, are primarily fixed sites. For a projected force these sites become centers of gravity for Joint, multinational, and host nation mission critical operations and as such are high value targets for enemy WMD.

Worldwide WMD proliferation and the threat of NBC weapons use, overt or covert, require that commanders and their staff planners have a working knowledge of NBC defense principles, fixed site vulnerabilities, and mitigation techniques. Specifically, the Joint Task Force (JTF) headquarters may develop as an ad hoc organization derived from service command assets supporting the CINC mission, requiring key personnel who know how to assess and reduce NBC vulnerability. Additionally, immediate operational requirements may result in the hasty

20 establishment of bases and base clusters within a matter of hours to days. In units without organic NBC staff, NBC defense experts may be assigned after initial planning sessions. Therefore, successful NBC defense planning and execution relies on commanders and staffs understanding the NBC defense aspects of protecting their forces.

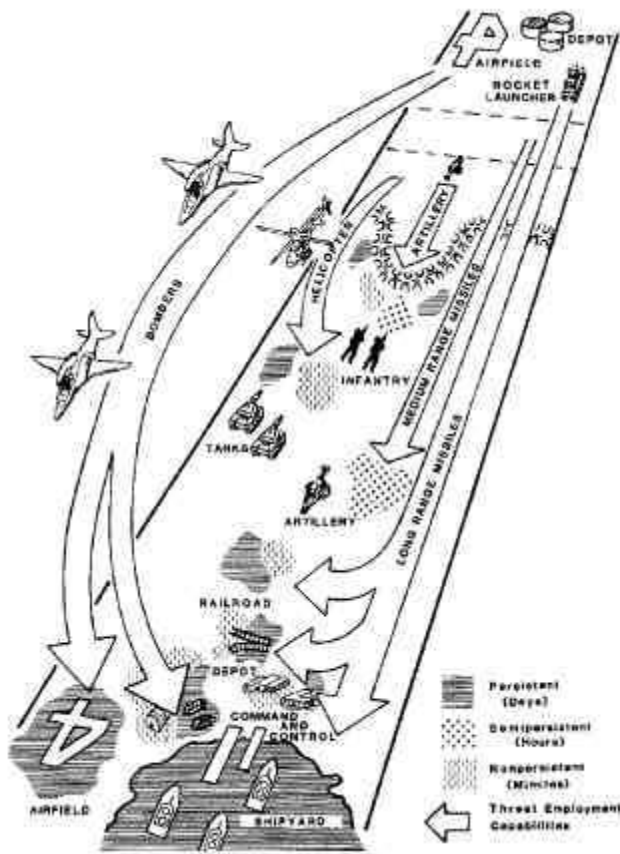


Figure 2-1. Threat WMD Reach

49  
50

### FIXED SITE VULNERABILITY

Forces are most vulnerable and successful operations are at greatest risk during the initial entry phase of force projection operations. NBC protection is especially critical to mission success during this phase of operations. Commanders must ensure they consider and evaluate numerous SPODS and APODS, so they can deploy military forces from different locations in case of NBC attack. This vulnerability is magnified when the enemy possesses WMD. Even during war termination and post-conflict operations, WMD use could occur and again increase risk to our forces. Protecting the force remains a key mission throughout all phases of force projection.

51  
52 Terrorist and missile attacks are the most difficult to profile, predict, or detect. Figure 2-1 depicts  
53 how enemy WMD effects represent a 360° threat, making vulnerability analysis more difficult.  
54 Vulnerability analysis plays an increasingly important role in helping the commander focus limited  
55 NBC defense assets against the most likely WMD delivery means. It is the enemy's ability to  
56 deliver WMD and other existing NBC hazards (e.g., Toxic Industrial Chemical hazards) that  
57 causes the commander to assess unit and site vulnerability. However, before discussing  
58 vulnerability assessment techniques and mitigation, it's important to understand fixed site  
59 characteristics and vulnerability and the strategic and operational impact of NBC hazards to fixed  
60 sites.

### 61 62 **Fixed Site Characteristics**

63  
64 Commanders recognize that fixed site characteristics make them vulnerable, high value targets.  
65 These characteristics include:

- 66 • **Bottlenecks.** Inter-theater and intra-theater movement of resources will burden limited POD  
67 throughput capacities and create force/equipment concentrations. Additionally, WMD use  
68 could cause civilian panic/flight and clog road networks surrounding fixed sites. Therefore,  
69 commanders must consider and evaluate other transportation avenues in case of WMD  
70 employment.
- 71 • **Large Area Targets.** Fixed sites such as base clusters may be dispersed over large areas,  
72 helping to decrease the conventional theater missile attack risk. However, this same  
73 dispersion increases physical security requirements burdening limited resources, and it  
74 encourages enemy selection of WMD because of their large area coverage characteristics.
- 75 • **High Value Targets.** Fixed sites represent a series of critical, interrelated functions and  
76 concentration of high priority activities, frequently making the fixed site a center of gravity.  
77 Additionally, fixed sites often provide one-of-a-kind critical mission functions that have limited  
78 redundancy.
- 79 • **Limited Defensive Capabilities.** Long range interdiction weapons are most often task  
80 organized to support combat operations, leaving limited range defensive weapons such as  
81 PATRIOT for active theater missile defense (TMD) of fixed sites. Further, the fixed site  
82 operational environment likely possesses limited collective defensive capabilities.
- 83 • **Limited or No Mobility.** It is easier for the enemy to target the more fixed sites vice more  
84 mobile, tactical targets. Even with extensive camouflage, concealment, and deception (CCD)  
85 efforts, the large area nature of fixed sites continues to make them lucrative WMD targets.

86  
87 Finally, multiple activities, complex organizational structures, and varying levels of expertise in  
88 passive defense measures combine to make fixed site NBC defense a challenging yet  
89 manageable task.

### 90 91 **Strategic and Operational Impacts**

92  
93 Assuming a thoroughly prepared and rehearsed NBC defense plan is implemented, the minimum  
94 anticipated impact from NBC hazards is a temporary reduction in OPTEMPO for affected forces.  
95 Under less ideal conditions, NBC hazards may delay fixed site operations for hours or days and  
96 result in changes of mission and/or mass casualty scenarios. With little or no NBC defense  
97 equipment training, Civil Reserve Air Fleet and Merchant Marine movement assets will be delayed  
98 or diverted to alternate POD. This section is designed to emphasize the strategic and operational  
99 impacts of NBC hazards at specific fixed sites, namely C<sup>4</sup>I nodes, ports, airfields, and logistics  
100 bases. Subsequent discussions will outline how to plan effectively.

101  
102 **C<sup>4</sup>I Impacts.** Information hubs such as command centers, communications centers/sites, and  
103 intelligence collection sites are prime targets for WMD. Information flow drives decisions.  
104 National Command Authority (NCA) decisions and intelligence are transmitted to forces  
105 worldwide. Even temporary disruptions of this capability can force modifications of plans and



orders at strategic and operational levels and have catastrophic consequences at the tactical level. Disrupting the C<sup>4</sup>I nodes through use of WMD will severely hinder commanders' responsive and timely support for mission operations; therefore, subordinate commanders must clearly understand strategic objectives and intent.

**Port Impacts.** Reception, staging, onward movement, and integration (RSOI) operations and terminal discharge, transfer, storage, and clearance operations are immediately complicated by increased protective posture. Without plans for redundant facilities, transportation assets, and/or logistics over-the-shore (LOTS); the logistics flow decreases and over time, results in decreased combat power. During DESERT STORM, WMD attacks against Saudi Arabian east coast ports could have forced a heavier reliance on west coast port operations, resulting in a four-fold increase in trucking distances. With too few trucks already, combat power and sustainment may have staged for days, possibly weeks, on the west coast. DOD personnel, fleet and merchant marine assets, loading/unloading capabilities, transportation services, and host nation support (military, civilian, and commercial hires) were all potential casualties or degraded capabilities.

**Airfield Impacts.** Short of a nuclear attack, the main WMD impact on airlift and combat aircraft is decreased sortie rates. These decreases result primarily from degradation of ground support crews in higher MOPP levels. As cargo aircraft contamination control (CACC), contaminated payload control area (CPCA) measures, and decon operations intensify, payload throughput decreases. Personnel, aircraft, critical materiel handling equipment, and payloads are potential casualties or degraded capabilities respectively.

Like ports, diversion of combat loads to alternate or redundant facilities may result in significant delays in employment of combat forces or delivery of priority payloads. Normally, strategic airlift assets (C-5, C-17, C-141) will not deliver cargo to contaminated airfields. Tactical airlift to contaminated areas is only conducted for critical mission exceptions. As a countermeasure, in-flight refueling can allow combat aircraft to support from outside theater missile (TM) range for limited periods.

**Logistics Base Impacts.** WMD will primarily influence log base transportation capabilities, exposed supply inventories, and work rates. Contamination of vehicles or ground transport routes creates delays/detours at best and contaminates transporters at worst. Contaminated, uncovered break bulk supplies and ammunition create exposure risks and work rates decrease as personnel operate in increased MOPP levels.

140

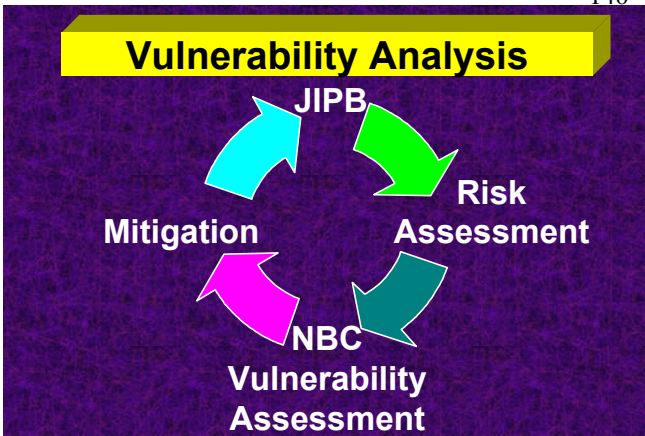


Figure 2-2. Basic Methodology

154

155

156

**Hospitals.** WMD will create an environment in which a fixed hospital without collective protection will be limited in its patient care capabilities. Contamination of the facility and supplies will create an environment in which patient care will be greatly degraded. The treatment facility can be provided a temporary level of protection using techniques discussed in Appendix J.

### VULNERABILITY ANALYSIS

FM 3-14/MCRP 3-37.1A, NBC

**Vulnerability Analysis** defines vulnerability analysis as "...a systematic method for estimating friendly casualties and/or consequences from enemy ...NBC attacks." The basic methodology for NBC vulnerability analysis is shown in Figure 2-2. This section expands on this basic methodology, and Appendix C provides detailed "how to" instructions for risk assessment and analysis.

162  
163  
164  
165  
166  
167  
168  
169  
170  
171  
172  
173  
174  
175  
176  
177  
178  
179  
180  
181  
182  
183  
184  
185  
186  
187  
188  
189  
190  
191  
192  
193  
194  
195  
196  
197  
198  
199  
200  
201  
202  
203  
204  
205  
206  
207  
208  
209  
210  
211  
212  
213  
214  
215

### Joint Intelligence Preparation of the Battlespace (JIPB)

Joint Intelligence Preparation of the Battlespace (JIPB) is a systematic, continuous process of analyzing the threat and environment in a specific geographic area to support staff estimates and military decision making. In other words, JIPB is overlaying facts and assumptions about the operational environment, including enemy information, onto a specific operation. The four step process provides a logical procedure for predicting adversary courses of action (COA) and their impact(s) on friendly operations. The four continuous steps of JIPB are:

- Define the battlespace environment.
- Describe the battlespace effects.
- Evaluate the adversary.
- Determine adversary courses of action.

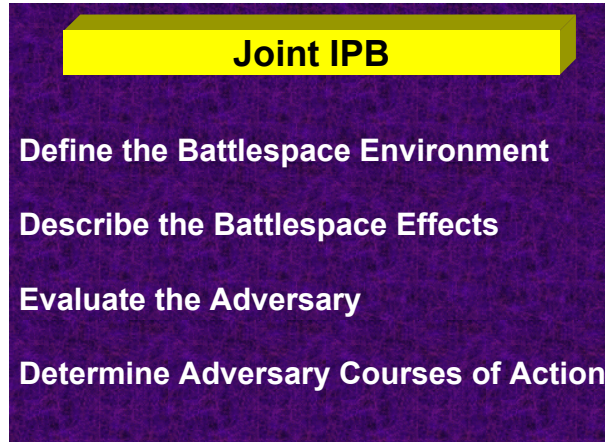


Figure 2-3. JIPB

Every commander and staff conducts JIPB for their operation because it helps the commander anticipate enemy actions.

Commanders can then prevent anticipated actions or respond to minimize their impact. Anticipating enemy actions helps to identify friendly vulnerabilities and to subsequently take action to reduce the impact of enemy actions. Figure 2-3 summarizes JIPB. These four steps comprise a continuous process that is integral to fixed site Risk Assessments and Vulnerability Analysis. During friendly COA development, JIPB progresses to a wargaming process that helps the commander identify anticipated enemy actions and respond to minimize their impact. This wargaming is conducted in a “action/counteraction” fashion (i.e., If this COA...then this response...with this potential impact.).

### NBC Risk Assessment

Appendix C furnishes detailed NBC risk assessment guides. The guides include JIPB related questions about the battlespace environment and the threat. The answers to those questions impact risk assessments that are associated with recommendations for various NBC defensive measures.

**NOTE: These guides are generic and other questions should be added or risk levels upgraded based on unique situations.**

### NBC Vulnerability Analysis

**Nuclear Vulnerability Analysis.** Nuclear vulnerability analysis addresses the impact(s) from blast (shock wave); thermal radiation (high intensity light and heat); initial radiation (within first minute after detonation); residual radiation (fallout and induced radiation); and electromagnetic pulse (EMP). The intensity of nuclear explosion effects varies with the weapon yield and type of burst. The severity of their impact on friendly operations is in part, a function of defensive measures taken to reduce vulnerability. Subsequent discussion and Appendix C address these defensive measures in detail. Depleted uranium (DU) and low level radiation (LLR) considerations are addressed in Appendix G.

216 **Biological Vulnerability.** Biological vulnerability analysis relies heavily on thorough intelligence  
217 (especially national level input) and considers:

- 218 • **Immunization Levels/Availability of Prophylaxis** (with respect to anticipated  
219 agents)
- 220 • **Force Protective Posture** (MOPP)
- 221 • **Detection Posture** (deployed biological detection capability)
- 222 • **Maneuver (Mobility) Status** (fixed sites are static) and
- 223 • **Hygiene Practices.**

224  
225 Using these five criteria, a rating matrix (Appendix C) provides a subjective degree of vulnerability:  
226 High, Medium, or Low. Combined with assessments of agent selection, employment “windows”,  
227 and medical intervention response  
228 times, Appendix C outlines a basic  
229 decision related process that supports  
230 vulnerability reduction measures for the  
231 commander.

### 232 **Chemical Vulnerability Analysis.**

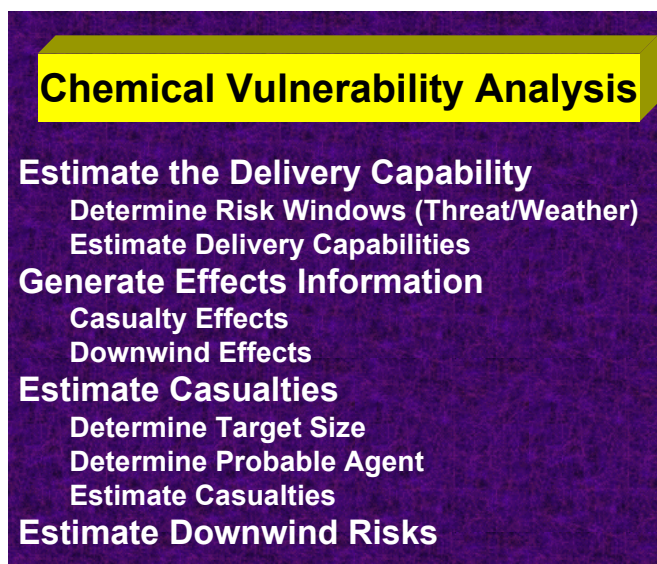
233 Chemical vulnerability analyses focus  
234 specifically on casualty estimates.  
235 Figure 2-4 provides the basic steps  
236 that are addressed in Appendix C. The  
237 casualty estimate process relies on  
238 thorough JIPB; enemy and physical  
239 environment assessments; and friendly  
240 mission analysis. The basic inputs for  
241 determining chemical casualty effects  
242 are: anticipated (or actual) friendly  
243 target size, anticipated agent and  
244 delivery system, and temperature.

245  
246  
247 It's important to note that in many  
248 cases, the enemy's primary objective  
249 may not be casualty generation. The  
250 primary objective may be target contamination and degradation to our mission capabilities. When  
251 critical equipment, facilities, or terrain are contaminated, OPTEMPO may slow dramatically due,  
252 not only to casualties, but also to MOPP degradation, decon requirements, and mission  
253 adjustments in response to the attack or future attacks. If the only desired effect is casualties, the  
254 enemy will likely use only conventional munitions.

## 255 **VULNERABILITY REDUCTION (MITIGATION)**

256  
257  
258 Fundamental to mitigating WMD effects on fixed sites is recognizing applicable principles of war  
259 such as security, economy of force, unity of command, and objective.

- 260  
261 • **Security:** Enhance freedom of action by reducing vulnerability to hostile acts. To be  
262 successful, fixed site commanders take necessary protection and physical security measures  
263 to preserve their capabilities.
- 264  
265 • **Economy of Force:** Ensure distribution of assets to accomplish assigned missions while  
266 reducing the vulnerability of fixed sites through split-based operations, off-shore operations,  
267 and/or maintaining mobility.



246  
247  
248  
249  
250  
251  
252  
253  
254  
255  
256  
257  
258  
259  
260  
261  
262  
263  
264  
265  
266  
267  
268  
**Figure 2-4. Chemical Analysis**



- 269
- 270
- 271
- 272
- 273
- 274
- 275
- **Unity of Command:** The force is under one responsible commander with the authority to direct required fixed site operations including Theater Missile Defense (TMD) and NBC defense.
  - **Objective:** Mutual objectives at fixed sites are focused on key common goals such as protecting the force, C<sup>2</sup>, and combat sustainment.

276 At a more practical level, mitigating fixed site vulnerability includes active and passive defense  
277 measures that will reduce the probability of WMD attack and will minimize the effects. With the  
278 possible exception of a strategic or operational level C<sup>4</sup>I node, fixed site commanders probably  
279 have little or no direct control of active  
280 defense assets capable of interdicting  
281 WMD delivery systems although active  
282 defense measures throughout the  
283 battlespace and their associated  
284 warnings, should trigger passive  
285 defense responses. Therefore, the  
286 remainder of this chapter will address  
287 fixed site considerations relative to  
288 passive defense measures.

### 289 **Passive Defense Measures**

290

291

292 The Joint Rear Area Coordinator  
293 (JRAC) and base cluster commanders  
294 recognize that passive defense  
295 represents a critical aspect of NBC  
296 protection. Figure 2-5 summarizes the  
297 principal measures used to accomplish  
298 passive defense.

299

300 **Tactical Warning.** Established  
301 warning procedures (e.g., pre-attack,  
302 attack, and post-attack) help  
303 commanders and staffs to acquire, process, and disseminate warning information that minimizes  
304 WMD impact. Timely warnings trigger critical individual and collective protection actions and  
305 contamination avoidance activities. Warnings are both general (missile launches are imminent or  
306 have occurred) and specific (specific units or areas are in danger of attack), or provide notification  
307 of an all clear.

308

309 **Reducing Targeting Effectiveness.** Communications security and signature reduction deny  
310 enemy sensor and reconnaissance assets key data for acquisition and identification of friendly  
311 targets. Friendly measures include camouflage, emission control, cover, concealment, and local  
312 unit security to deny enemy key targeting data. Deception misleads enemies by manipulating,  
313 distorting, and falsifying friendly actions. Use of decoys or false electronic signatures can deny an  
314 enemy key targeting information.

315

316 **Maintaining Mobility.** Although fixed sites are essentially immobile, commanders can sustain  
317 force mobility by maintaining flexibility in their operations plans and orders. A commander may  
318 decide to use an alternate SPOD, APOD, or LOTS to maintain required throughput. Throughput  
319 and capacity considerations may also drive pre-positioning mission essential assets and keeping  
320 resources mobile and containerized.

321

322 **Training/Discipline.** DOD military personnel by training and ethic maintain good order and  
323 discipline; however, many mission essential civilian personnel (US and host nation) will require



### Passive Defense Measures

Tactical Warning  
Reducing Targeting Effectiveness  
Mobility  
Training/Discipline  
Dispersion  
Hardening  
Covering Supplies/Equipment  
Limiting Exposure  
Preventing Contamination Spread  
Seeking Protection  
Site Redundancy/Robustness  
Post-Atk Recovery/Reconstitution

Figure 2-5. Passive Defense Measures

324 training and personal protective equipment in order to help ensure a disciplined, safe response to  
325 a crisis situation.

326

327 **Dispersion.** Dispersion decreases concentration and makes a target less lucrative.  
328 Commanders consider physical security needs and the effects WMD could have on their area of  
329 operation. Difficult choices will confront them as they consider mission requirements, available  
330 terrain, and dispersion requirements. For example, site selection for mission critical assets may  
331 result in split-based logistics operations or support from remote areas.

332

333 **Hardening.** Hardening reduces the effect of WMD attack. Careful site and terrain selection, field  
334 fortification, and other field expedient or construction methods support increased individual and  
335 collective protection.

336

337 **Covering Supplies and Equipment.** COA considerations include identifying what resources  
338 require protection and/or covering. Wargaming identifies the impact of covering or not covering  
339 selected supplies and equipment. High-value resources receive priority for limited NBC covers.

340

341 **Limiting Exposure.** Limiting exposure is a manageable process. Networks of NBC detection  
342 and identification devices provide input as to what assets/locations are or may become  
343 contaminated. If possible, curtail or limit operations in these areas, and use other redundant  
344 capabilities or surge mission operations in other sectors to sustain operations until the  
345 contamination levels are reduced.

346

347 **Preventing Contamination Spread.** Effective mission orders and tactical warning and reporting  
348 may reduce and/or preclude the spread of contamination. The integration of NBC detectors into  
349 the site's reporting network provides key input. Further, control measures (e.g., traffic control  
350 points, barriers, marking) serve to minimize inadvertent entry into contamination areas or use of  
351 contaminated resources. Both rotary and fixed wing aircraft movement (taxiing) at airfields, can  
352 cause contamination spread. Rotor-wash, prop-wash, and jet blast pick up dust, sand, leaves, and  
353 contaminated debris that can contaminate the exterior, and sometimes the interior of the aircraft.

354

355 **Seeking Protection.** Planning identifies protection requirements for personnel and equipment  
356 and the assets available to meet those requirements. Take action identify and resource individual  
357 and collective protection equipment requirements; search for terrain features or manmade  
358 structures for equipment protection; and identify and request support not immediately available in  
359 the area of operations. For example: plan and provide hospital treatment facilities temporary  
360 protection by sealing all windows, doors and other outside openings with tape and plastic  
361 sheeting; turning off the air conditioners/heaters; and establishing an air lock type entry/exit way.  
362 This procedure can provide an increased time for the hospital staff to provide the patients with  
363 individual protection. They require patient protective wraps (PPW) or MOPP for protection or  
364 during evacuation to another medical treatment facility. The hospital gains extended protection by  
365 applying the above procedures, plus adding air handlers with CB filters. The air handlers can  
366 provide overpressure, thus preventing CB agent infiltration into the facility. Training, resourcing,  
367 and executing plans to this level of detail requires active, aggressive planning and  
368 implementation.

369

370 **Site Redundancy and Robustness.** Preserving capability may necessitate duplicating functions  
371 that are particularly vulnerable. Robustness of "soft" targets such as C<sup>2</sup> nodes and airfields is  
372 improved by implementing additional survivability measures.

373

374 **Post-Attack Recovery and Reconstitution.** Following an attack, units conduct area damage  
375 control (ADC) measures using available resources to reestablish/reinforce C<sup>2</sup>; reallocate or  
376 replace communications, personnel, supplies, or equipment; repair battle damage; and/or conduct  
377 needed training or mission rehearsals. This may also include operational and/or thorough decon  
378 operations. The coordination and operations supporting ADC at fixed sites includes Joint service  
379 involvement, host nation participation, and/or third nation interaction.

## Chapter 2

---

380

381 All of these considerations are critical to fixed site NBC defense preparedness. These factors  
382 must be: (1) incorporated into mission plans/orders; (2) used as leverage for requesting  
383 resources to support mission execution; and (3) used to identify the mission applicable essential  
384 collective and individual tasks. Planning, resourcing, and execution of fixed site NBC defense is  
385 the topic of Chapter 3, *Fixed Site NBC Defense Planning and Execution*; Appendix D, *Fixed Site*  
386 *NBC Defense Planning Checklist*; and Appendix E, *Fixed Site NBC Defense Execution Tools*.

# CHAPTER 3

## FIXED SITE NBC DEFENSE PLANNING AND EXECUTION

Now the elements of the art of war are first, measurement of space; second, estimation of quantities; third, calculations; fourth, comparisons; and fifth, chances of victory. those skilled in the art of war can make themselves invincible but cannot cause an enemy to be certainly vulnerable. Sun Tzu c. 400-320 BC

### FIXED SITE NBC DEFENSE GOALS

As shown in Figure 3-1, fixed site NBC defense supports three basic operational functions: NBC Protection, Command and Control, and Combat Sustainment.

- **NBC Protection.** Protection is a priority at all levels of war; thus, the supporting principles of NBC defense become a threat-driven priority at all levels and across the full spectrum of operations from peacetime deployment to war.
- **Command and Control (C<sup>2</sup>).** Sustainment of this capability is imperative. The impact of WMD requires that C<sup>2</sup> provide timely decision-making and general/specific warnings to mitigate and/or preclude WMD catastrophic effects.
- **Combat Sustainment.** Without combat support and sustainment, combat force OPTEMPO grinds to a halt. Chapter 1, figure 1-1 depicts the deployment pipeline of support and its associated chokepoints. The implementation of fixed site NBC defense plans reduces WMD or toxic industrial hazard (TIH) interruptions to the combat support effort.

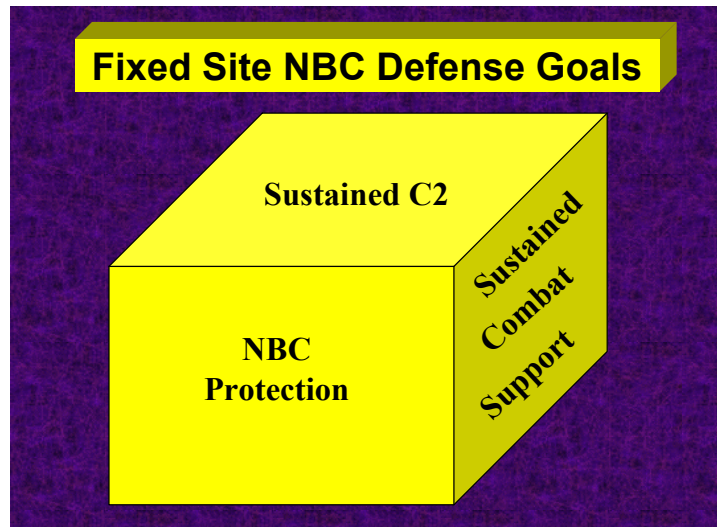


Figure 3-1. Fixed Site NBC Defense Goals

### Overview

The primary focus of this chapter and associated appendixes emphasizes providing the JRAC and the base cluster/base commanders and staffs with the doctrinal tools for planning and executing NBC defense tasks. With this focus in mind, this three-section chapter outlines: (1) fixed site roles and responsibilities; (2) NBC defense planning guidance; and (3) resourcing, deployment, and execution guidance for plan implementation.

SECTION I.

FIXED SITE NBC DEFENSE ROLES/RESPONSIBILITIES

As shown in figure 3-2, many decision-makers influence the planning and support of fixed site NBC defense; however, primary execution of the plans relies heavily on the JRAC and base cluster commanders. The following discussion frames the roles/responsibilities of key players.



These responsibilities may change based on specific command and/or mission requirements.

**COMBATANT  
COMMANDER  
(CINC)/JOINT FORCE  
COMMANDER (JFC)**

Although these may or may not be the same person, their NBC defense responsibilities and considerations are similar. The primary difference involves time: JFC level planning will likely be crisis-focused versus deliberate. CINC/JFC planning responsibilities can be summarized as:

Figure 3-2. JRAC and Base Cluster Influence

- Defining Needs
- Devising Strategies and
- Deploying (Projecting) Resources.

**CINC/JFC Responsibilities.** JP 3-11, *Joint Doctrine for Nuclear, Biological, and Chemical (NBC) Operations*, assigns combatant commands these NBC defense responsibilities:

- Defensive Posture Consistent with Threat
- NBC Warning and Reporting System (NBCWRS)
- WMD Verification Procedures
- NBC Defense Operations Support of Multinational Forces
- Foreign NBC Information/Intelligence Acquisition/Reporting
- Primary/Alternate Communications Means/Procedures Following WMD Attack
- Procedures for Targeting Enemy WMD Means and
- Procedures for Requesting Use of Riot Control Agents (RCA) and Herbicides.

In addition to NBC and general responsibilities, JP 3-10, *Joint Doctrine for Rear Area Operations*, assigns the CINC/JFC these responsibilities:

- Assessing/Identifying Protection Requirements
- Assigning Base Defense Responsibilities
- Establishing JRA/Base Defense Command Relationships
- Establishing Base Classifications and
- Assigning Responsibilities for JRA Operations Including the Joint Rear Tactical Operations Center (JRTOC).

**CINC/JFC Theater Strategic Considerations.** The NBC defense implications of these CINC/JFC responsibilities require consideration of several issues.



---

## Fixed Site NBC Defense Planning and Execution

---

- 93 • **Range of Military Operations.** Civil, physical, military, and threat conditions frame the  
94 theater environment and influence the course(s) of action that the CINC/JFC may pursue.  
95 Whether war or military operations other than war, theater conditions and threat drive NBC  
96 defense planning.  
97
- 98 • **Theater Strategy.** Fixed site NBC defense supports the CINC's theater strategy. The  
99 translation of strategy into plans/orders is influenced by the vulnerability of strategic centers of  
100 gravity (e.g., fixed sites) and the allocation of resources to reduce the vulnerability.  
101
- 102 • **Risk Assessment.** CINC risk and vulnerability assessments consider the theater conditions,  
103 NBC threat, and the mission (theater strategy). Assessments help identify NBC defense  
104 mitigation requirements and shape the commander's NBC protection guidance.  
105
- 106 • **Theater Strategic Protection.** The commander's NBC protection guidance contains  
107 specified and implied tasks for fixed site NBC defense. Subordinate elements address these  
108 tasks in their plans/orders. NBC protection guidance, in addition to physical security  
109 requirements, may also address:
- 110 • Contamination Avoidance Guidance
  - 111 • Operational Exposure Guidance (OEG)
  - 112 • Troop Safety Criteria
  - 113 • MOPP Levels
  - 114 • Collective Protection Requirements
  - 115 • Electromagnetic Pulse (EMP)/Transient Radiation Effect on Electronics (TREE)  
116 Countermeasures
  - 117 • Medical Countermeasures (e.g., vaccines and prophylaxis)
  - 118 • Camouflage, Concealment, and Deception (CCD) Measures
  - 119 • Host Nation (HN) support and
  - 120 • Environmental impact considerations.
- 121
- 122 • **Joint Operations Planning and Execution System (JOPES).** Joint staffs plan operations  
123 using JOPES. Commanders and staffs must identify NBC mitigation and protection  
124 requirements in the JOPES. JOPES serves to control strategic/tactical movement of  
125 units/resources, including NBC defense units and resources.  
126
- 127 • **Force Requirements.** Force development is a Service responsibility; however, task  
128 organization for combat is a CINC/JFC matter. NBC defense tasks require specialized  
129 resources and/or equipment and in many cases, specialized forces not readily available in  
130 each Service. Including force requirements into JOPES ensures the force deployment list  
131 includes capabilities to accomplish NBC defense. JP 3-33, *Joint Force Capabilities*, provides  
132 detailed information on Service capabilities.  
133
- 134 • **Operation Planning Guidance.** JP 3-11, *Joint Doctrine for Nuclear, Biological, and  
135 Chemical (NBC) Defense*, (Annex C, Appendix A) provides NBC defense planning guidance  
136 that commanders can use to supplement Annex F of the Joint Strategic Capabilities Plan.  
137
- 138 • **Readiness Considerations.** Joint readiness is the CINC ability to integrate and synchronize  
139 ready combat and support forces to execute the assigned mission. Essentially, NBC defense  
140 readiness is: training, planning, deploying, and employing NBC defense assets and forces to  
141 support mission success during WMD or TIH conditions.  
142

**COMPONENT COMMANDERS**

Component commander responsibilities and considerations remain basically the same with the following exceptions.

- Assessments focus on component mission and identify component NBC defense requirements and shortfalls.
- Joint interoperability coordination supports joint force readiness and mitigates potential component shortfalls. For example, fixed site warning mandates interoperability. USAF and USN components without maneuver NBC reconnaissance assets may require help verifying contamination-free areas for proposed sites/missions.
- Rear Area Operations Center (RAOC) or Rear Area Tactical Operations Center (RTOC) establishes connectivity to the JRTOC (if assigned rear area operations missions).

Component Commanders are also required to incorporate NBC defense planning, exercises, equipment, personnel decontamination measures, and preventive measures into overall security planning and operations throughout the JRA.

**JOINT REAR AREA COORDINATOR (JRAC)**

The JRAC, as defined in JP 3-10, is responsible for coordinating the overall security and area damage control efforts of the Joint Rear Area (JRA). Specifically, the JRAC incorporates provisions and procedures for NBC defense to include warning and reporting procedures. Figure 3-3 depicts a possible organizational structure with the USAF component commander as the JRAC.

**General Coordination Responsibilities.**

- Coordinates JRA Security.
- Dedicates NBC protection Assets to:
  - Integrate Security
  - Conserve Resources and
  - Prevent Support Degradation.
- Establishes JRTOC (if required) with Joint Intelligence Center (JIC) Interface.

**Specific Coordination Responsibilities.**

The JRAC ensures that JRA commanders and staffs incorporate appropriate NBC planning, exercises, equipment, personnel decontamination measures, and preventive measures into overall security planning and operations throughout the JRA. Table 3-1 shows other specific responsibilities.

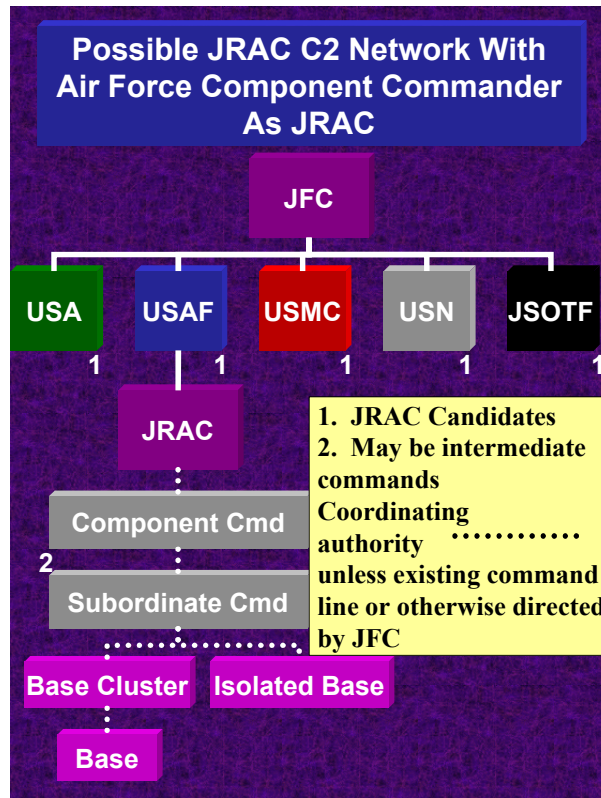


Figure 3-3. JRAC From JF HQs

197

Table 3-1.

JRAC SPECIFIC RESPONSIBILITIES	
<ul style="list-style-type: none"><li>• Security Plan/Posture</li><li>• Threat Estimates/Threat Response Forces</li><li>• NBC Defense Plans/NBCWRS</li><li>• Unit and Facilities Positioning/Stationing</li><li>• Multinational and HN Liaison</li><li>• Key Lines of Communication Security</li><li>• Prioritize Security for Key Operations</li><li>• Civil Affairs and Judge Advocate Support</li><li>• Intelligence, Counterintelligence, and Law Enforcement Networks</li></ul>	<ul style="list-style-type: none"><li>• Chain of Command (if granted)</li><li>• Base Criticality and Vulnerability Assessments</li><li>• Area Air Defense</li><li>• Infrastructure Development and Positioning</li><li>• US and HN Legal Guidelines</li><li>• Additional Security Forces (as required)</li><li>• Adjacent Force Coordination</li><li>• Tactical Combat Force (TCF) (if established)</li><li>• Liaison with Naval Coastal Warfare Commander (NCWC)</li></ul>

198

199

200

## BASE CLUSTER/BASE COMMANDERS

201 Fixed sites will fall into a base or base cluster category depending on geographical dispersion,  
202 activities, and functions. For example, a port designated as a base cluster might consist of  
203 berthing, railhead, and marshaling area bases; all part of a synchronized port NBC defense plan.  
204 In turn, the base cluster commander controls and coordinates the base defense plans of separate  
205 base commanders. Each base commander develops plans that include a NBC defense annex  
206 and may also include a camouflage, concealment and deception (CCD) or smoke annex. Further  
207 details on base defense are addressed in JP 3-10 and JP 3-10.1, *Joint Tactics, Techniques, and*  
208 *Procedures for Base Defense*.

209

210 **Base Cluster Commanders.** When designated, base cluster commanders are generally  
211 responsible for coordinating the defense of the bases within their base cluster and integrating  
212 base defense plans into a base cluster defense plan. Unless specifically delegated to him, the  
213 base cluster commander does not have tasking authority except as provided during emergency  
214 situations addressed in JP 0-2, *Unified Action Armed Forces*. The base cluster commander is  
215 specifically responsible for the following actions.

216

217 • Establishes a Base Cluster Operations Center (BCOC). This BCOC should be established  
218 only if delegated authority to plan, direct, coordinate, integrate, and control base cluster  
219 defense activities is granted. The BCOC becomes the primary focus for controlling and  
220 coordinating base cluster NBC defense and for tracking NBC resource status and task  
221 execution.

222

223 • Establishes an alternate BCOC.

224

225 • Maintains linkage with RAOC/RTOC or JRTOC, as required.

226

227 • Provides Facilities and Housing for Base Liaisons.

228

229 **Base Commanders.** In an emergency, the base commander is considered an area commander  
230 with authority and command for execution of base defense actions to include the employment of  
231 transient forces in the base area (JP 0-2, *Unified Action Armed Forces*). The base commander  
232 also performs the following actions.

233

234 • Establishes a Base Defense Operations Center (BDOC) with linkage to  
235 BCOC/RAOC/RTOC/JTOC as required (See BCOC note above).

236

237 • Establishes an alternate BDOC.

238

239 • Augmenting defense with transient forces in the base area.

240

**TRANSIENT COMMANDERS**

241  
242  
243  
244  
245  
246  
247  
248  
249

IAW JP 0-2, transient commanders in the vicinity of fixed sites may be required to support base defense with their organic assets, including NBC defense capabilities. In force projection operations, commanders quickly move combat power away from the POD to reduce force vulnerability (e.g., dispersing rotary wing assets shortly after arrival at POD during Operation DESERT SHIELD). However, since combat sustainment flows through the POD, the transient commander has a vested interest in assisting with NBC defense emergencies.

**FIXED SITE TENANT COMMANDERS**

250  
251  
252  
253  
254  
255  
256  
257  
258  
259  
260

Tenant commanders of forces assigned to a base cluster/base retain responsibility for unit protection and NBC defense. However, tenant commanders may also be tasked to:

- Help prepare/integrate base defense plans
- Conduct and/or support individual, unit, or US/HN civilian NBC defense training
- Provide BDOC/BCOC staff with NBC expertise
- Provide NBC defense equipment support (e.g., decon or engineer equipment) and
- Provide tenant-sector or base NBC emergency response teams and support (e.g., NBC survey and monitoring teams, NBC casualty collection points, contamination control teams, MOPP exchange points, medical CB incident response teams/emergency medical teams).

**NBC DEFENSE STAFF PLANNER**

261  
262  
263  
264  
265  
266  
267  
268  
269  
270  
271  
272  
273  
274

This officer or noncommissioned officer may be a career NBC professional or may have little or no specialized NBC defense training. Regardless of the background, the minimum knowledge requirements include thoroughly understanding the military decision making process (MDMP), NBC defense principles, and force capabilities. General responsibilities include:

- Ensure NBC Threat is Identified/Disseminated
- Communicate NBC Threat in Plans/Orders
- Train Forces to the Threat
- Assess NBC Readiness/Vulnerabilities
- Identify NBC Defense Requirements
- Develop/Recommend NBC Defense Guidance and
- Track Requirements/Execution.

275  
276  
277  
278  
279  
280

As special staff normally supporting the plans or operations officer, these planners track the current and developing NBC situation for the commander and provide critical input during the MDMP. These and other specific responsibilities are discussed in detail in Section II.

**SECTION II.  
FIXED SITE NBC DEFENSE PLANNING**

281  
282  
283  
284  
285  
286  
287  
288  
289  
290  
291  
292  
293

This section focuses on key portions of the military decision making process which require extensive input from the operational NBC defense planner to ensure recommended courses of action include appropriate NBC defense considerations. These NBC defense considerations, framed within the context of mission analysis and COA development, will comprise the NBC Staff Estimate and corresponding NBC defense plan with recommendations such as:

- Mission Support Concept for COA
- Mission Risks and Vulnerabilities
- Mitigation Measures
- Task Organization for NBC Defense
- Tasks to Tenant and Transient Forces/Units

- HN and Civilian Considerations and
- Asset Availability and Visibility.

**MISSION ANALYSIS**

Mission analysis helps focus the base commander and staff planning throughout the decision making process. Table 3-2 exemplifies the mission analysis process as defined in FM 101-5, *Staff Organization and Operations*. These steps are not always conducted sequentially and many are continuously or periodically reviewed and reassessed. **NOTE:** To properly support the command, NBC defense planners must understand not just the NBC defense mission, but the overall fixed site mission and intent. Since numerous doctrinal references exist for the military decision making process and Joint operations planning, remaining discussion will focus on NBC defense aspects of the MDMP. Discussion of selected mission analysis steps follows and can be applied to NBC defense, smoke, and NBC recon annex development as well as the basic OPLAN/OPORD.

**Table 3-2. (Example)**

<b>Mission Analysis Steps</b>	
<b>Step 1</b>	<b>Analyze Higher Headquarters Order (Mission, Intent, Concept, Time Lines, Adjacent Units Missions, Assigned AO)</b>
<b>Step 2</b>	<b>Conduct Initial JIPB (Define the Operational Environment, Describe the Battlespace Effects, Evaluate the Adversary, Determine Most Probable/Most Dangerous Adversary COA)</b>
<b>Step 3</b>	<b>Determine Specified, Implied, and Essential Tasks</b>
<b>Step 4</b>	<b>Review Available Assets</b>
<b>Step 5</b>	<b>Determine Constraints</b>
<b>Step 6</b>	<b>Identify Critical Facts/Assumptions</b>
<b>Step 7</b>	<b>Conduct Risk Assessment</b>
<b>Step 8</b>	<b>Determine Initial Commander s Critical Intelligence Requirements (CCIR)</b>
<b>Step 9</b>	<b>Determine the Initial Reconnaissance Plan</b>
<b>Step 10</b>	<b>Plan Use of Available Time</b>
<b>Step 11</b>	<b>Write the Restated Mission</b>
<b>Step 12</b>	<b>Conduct a Mission Analysis Briefing</b>
<b>Step 13</b>	<b>Approve the Restated Mission</b>
<b>Step 14</b>	<b>Develop the Initial Commander s Intent (What the Fixed Site Must Do To Succeed)</b>
<b>Step 15</b>	<b>Issue the Commander s Guidance</b>
<b>Step 16</b>	<b>Issue Warning Order (Restated Mission, Cdr s Intent, AO, CCIR, Risk Guidance, Recon Requirements, Deception Guidance, Specific Priorities, Time Plan, Rehearsal Guidance)</b>
<b>Step 17</b>	<b>Review Facts/Assumptions (Periodic Process)</b>

**Higher Mission and Intent** (Step 1). Review the mission and intent for NBC protection guidance and combat/combat support priorities that result in specified or implied NBC defense tasks such as exposure guidance or support priorities.

**Conduct Initial JIPB** (Step 2). Using the four-step JIPB process discussed in Chapter 2, NBC JIPB attempts to identify the enemy's most likely and most dangerous NBC COA (including TIH considerations) as it pertains to the friendly mission.

**Specified, Implied, and Essential Tasks** (Step 3). Review the plan/order for specified or implied NBC defense tasks. If time is limited, review only the basic plan, the intelligence annex, the NBC annex, the logistics annex, fire support annex, air defense annex, rules of engagement annex, engineer annex and if present, the civil affairs annex. Appendix A, Fixed Site NBC Defense Task List demonstrates the use of CJCSM 3500.04A, *Universal Joint Task List* to describe specific tasks and their implied and supporting NBC collective tasks. This appendix can also be used to design the commander's NBC defense Mission Essential Task List (METL).

## Chapter 3

---

327 **Review Available Assets** (Step 4). Review the available assets (forces, equipment, supplies, HN  
328 support) for capabilities to support identified tasks. Immediately identify task organization or  
329 equipment/supply capability shortfalls to the appropriate operations or logistics planner.  
330

331 **Determine Constraints** (Step 5). Shortage of mission essential assets is an immediate  
332 constraint on operational capabilities. Other NBC defense constraints include items such as  
333 resupply rates, decon throughput capability, environmental considerations, military and civilian  
334 NBC training readiness, and HN NBC support requirements.  
335

336 **Identify Critical Facts/Assumptions** (Step 6). Facts and assumptions help shape COA  
337 development and analysis. Example facts and/or assumptions are shown in Table 3-3. This table  
338 follows the Mission, Enemy, Terrain and weather, Troops, Time, and Civilian considerations  
339 (METT-TC) format. Their status as fact or assumption relies almost exclusively on specific  
340 mission situations. Although many facts available from the higher command's plan/order reduce  
341 time requirements, they do not eliminate responsibility for subordinate staff planning and  
342 independent JIPB/analysis.  
343

**Table 3-3.**

<b>Possible Facts/Assumptions Affecting NBC Defense Plans</b>	
<ul style="list-style-type: none"><li>• Higher Mission/Intent</li><li>• NBC Mission/Intent</li><li>• Enemy NBC Delivery Capabilities</li><li>• Enemy NBC Protective Posture</li><li>• WMD Terrain Considerations</li><li>• Task Organization</li><li>• NBC Defense Training Status</li><li>• NBC Protective Posture</li><li>• NBC Resupply Rates</li><li>• Required Time</li><li>• HN/Civilian Capabilities/Limitations</li><li>• Availability of Pretreatments and Prophylaxis</li></ul>	<ul style="list-style-type: none"><li>• Command Mission/Intent</li><li>• Enemy NBC Weapons/Agents</li><li>• Enemy NBC Protection Capabilities</li><li>• Enemy NBC Intent</li><li>• WMD Weather Implications</li><li>• NBC Defense Capabilities</li><li>• NBC Protection Capabilities</li><li>• Unit Dispositions</li><li>• Available Time</li><li>• HN/Civilian Support Requirements</li><li>• HN/Civilian NBC Equipment and Training Requirements</li></ul>

344  
345 **Conduct Risk Assessment** (Step 7). Using charts similar to those found in Appendix C, the  
346 NBC operational planner assesses the nuclear, biological, and chemical risks. NBC vulnerability  
347 analysis allows further detailed evaluation of risks and mitigation measures during COA  
348 development.  
349

350 **Determine Initial Commander s Critical Information Requirements (CCIR)** (Step 8). The NBC  
351 defense staff offers WMD CCIR for the commander's consideration. CCIR include information for  
352 both friendly and threat forces, and are normally limited to less than 10 questions. Fixed site  
353 examples might include: "Will the enemy use persistent chemical agents on LOG BASE ALPHA?"  
354 or "Will organic decon assets of the theater reserve force be available to support airbase  
355 restoration operations?". Remember, good CCIR: ask only one question; focus on a specific fact,  
356 event, or activity; and provide intelligence required to support a single critical decision.  
357

358 **Determine the Initial Reconnaissance Plan** (Step 9). Determine key events or "triggers" for  
359 launching NBC recon or survey teams, and then prioritize use of available NBC recon assets.  
360 Based on initial JIPB, identify likely WMD or TIH hazard areas (these areas become Named  
361 Areas of Interest or NAI). Associate specific units/teams with specific NAI. Subsequently, the  
362 intelligence officer will turn this initial plan into a recon and surveillance plan with specific mission  
363 taskings assigned by the operations officer. Ensure unit taskings match unit capabilities. For  
364 example, units without special hazardous materials training and equipment are not good  
365 candidates to perform TIH reconnaissance.  
366

367 **Plan Use of Available Time** (Step 10). "Using available time" goes beyond simple time  
368 management and synchronizing assets with execution requirements. Overlay friendly timelines  
369 with projected enemy timelines to mitigate or exploit the visible windows of risk or opportunity.  
370

371 **Conduct a Mission Analysis Briefing** (Step 11-13). The commander is briefed on the mission  
372 analysis products and recommended restated mission. Key input from the NBC defense planner  
373 includes discussion of WMD and TIH hazards, their associated risks, and critical mitigation  
374 measures.

375  
376 **Develop the Initial Commander s Intent** (Step 14). During mission analysis the commander  
377 develops his intent. The intent statement includes the conditions for success with respect to the  
378 adversary, the terrain, or the desired end state. For example, from a fixed site perspective, intent  
379 may require specific OPTEMPO support rates or sortie generation rates; therefore, NBC planning  
380 and priorities must support the sustainment of these specified rates.


381  
382 **Issue the Commander s Guidance** (Step 15). Key aspects of command guidance for the NBC  
383 defense planner are: CCIR, Risk Guidance, Priorities of Support (avoidance, protection,  
384 decontamination, recon, and smoke), time lines, and rehearsals.

385  
386 **Issue a Warning Order** (Step 16-17). Unless the NBC threat is immediate, NBC guidance in  
387 non-chemical unit warning orders is generally restricted to minimum protective posture or time-  
388 sensitive requirements such as initiating needed medical immunizations, prophylaxis, preparation  
389 of medical treatment facilities to receive NBC casualties, and/or preparation for restoration  
390 operations. As the staff begins course of action development, they conduct a periodic review of  
391 facts and assumptions.

392  
393 **COURSE OF ACTION (COA) DECISIONS**

394  
395 Staffs develop, analyze (“Wargame”), compare, brief, and recommend COA for the commander’s  
396 approval. The NBC defense planner follows the same method developing COA for the fixed site  
397 NBC defense plan. Each COA must meet the criteria of:

- 398 • **Suitability** (to accomplish the mission and meet the commander’s guidance)
- 399 • **Feasibility** (to accomplish the mission in terms of available resources)
- 400 • **Acceptability** (advantages gained justify the costs)
- 401 • **Distinguishability** (each COA significantly different from others) and
- 402 • **Completeness** (answers who, what, where, when, how, and why).



422  
423 **Figure 3-4. NBC Defense Measures Support**  
424 **COA**  
425

404 Before the staff conducts the COA decision  
405 brief, the NBC defense planner critiques each  
406 COA included in the briefing based on the  
407 ability of NBC defense assets to support each  
408 COA (see figure 3-4). In addition to mission  
409 support, he uses the NBC defense principles  
410 (Avoidance, Protection, and Restoration) to  
411 assess how well each COA supports the fixed  
412 site NBC defense goals: NBC Protection,  
413 Sustained Command and Control, and  
414 Sustained Combat Support.

415  
416 As the primary staff analyze relative combat  
417 power or support capabilities, generate  
418 options, and array forces, the NBC staff  
419 officer is analyzing each COA based on  
420 current JIPB, risks, and vulnerability  
421 assessments (see Appendix C for more  
422 detailed instructions). This approach  
423 produces threat-based NBC defense  
424 requirements and tasks that the planner  
425 recommends for assignment to specific  
426 units/assets within the available force structure. Unsupported requirements or unacceptable

## Chapter 3

427 risks/casualties become disadvantages for later comparison to other COA and/or mission support  
428 requests to higher headquarters.

429

430 The end result is an NBC defense strategy (NBC defense estimate) for each viable COA.  
431 Therefore, when the commander approves a COA, the basic NBC defense support plan is  
432 completed with minimum delay.

433

434

### NBC STAFF ESTIMATE

435

436 The NBC Staff Estimate includes NBC defense recommendations for each COA and the  
437 approach used to prepare COA recommendations. The estimate follows this basic outline with  
438 emphasis on unique NBC defense considerations of each item.

439

440

- Mission

441

442

- Situation and Considerations

443

- Characteristics of the AO (Weather, Terrain, Other, such as TIH)

444

- Enemy Forces (WMD Capabilities, WMD Intent, WMD COA)

445

- Friendly Forces (Friendly COA; NBC Risks and Vulnerabilities of Each COA; NBC Defense Capabilities/Limitations of Each COA; NBC Resource Status; Mitigation Requirements for Each COA; and Key Considerations such as Mission, NBC Protection, C<sup>2</sup>, and Sustainment Support for Each COA)

446

447

448

449

- Assumptions

450

451

- Analysis (Advantages/Disadvantages of Each COA Using Key Considerations)

452

453

- Comparison (COA Ranked by Each Consideration and with Decision Matrix)

454

455

- Recommendation and Conclusions

456

- Most Supportable COA from NBC Defense Perspective (see figure 3-5)

457

458

459

- Issues, Risks, Vulnerabilities, and Mitigation Recommendations

460

461

462

463

Once the commander selects the COA, the COA conclusions (issues, risks, vulnerabilities, and mitigation) form the basis for the recommendations to include in the NBC defense plan.

464

465

466

467

468

469

### FIXED SITE NBC DEFENSE PLAN

470

471

The fixed site NBC defense plan evolves from mission analysis, COA decisions, the NBC estimate, and commander's

472

473

474

guidance. The plan addresses NBC hazard avoidance, protection, and restoration. Therefore, depending on the detail, it may consist of separate annexes for basic NBC Defense; NBC Reconnaissance, Surveillance, and Monitoring; Smoke Operations; and/or Restoration Operations. Using tools and templates like those in Appendixes D and E, the basic plan/annex must address the following items:

475

476

477

478

479




Figure 3-5. Best COA



---

## Fixed Site NBC Defense Planning and Execution

---

480 **Enemy NBC Situation.** As previously discussed, also include TIH (see Appendix H), smoke,  
481 flame, riot control agent (RCA) considerations, NBC capabilities, and employment risk windows if  
482 not addressed in the intelligence annex.  
483

484 **Friendly NBC Situation.** This includes tenant and transient NBC defense capabilities/locations  
485 with projected arrival and departure times for transients. Identify NBC defense task organization,  
486 smoke, flame, and RCA guidance.  
487

488 **Mission.** The standard mission statement answering who, what, when, where, and why.  
489

490 **Execution.** Critical subparagraphs include:

- 491 • **Commander s Intent.** Achievable/measurable criteria for success, such as no more than  
492 10% WMD casualties or less than 15% decrease in sortie generation.
- 493 • **Scheme of NBC Defense Operations.** Descriptive overview of how NBC defense will be  
494 executed. Include smoke guidance or refer to smoke support annex.
- 495 • **Tasks to Subordinate Tenant Units.** Detailed task assignments to each tenant unit with  
496 execution guidance as required.
- 497 • **HN Tasks.** By HN agreement only.
- 498 • **Emergency Tasks to Area Transient Units.** Emergency support taskings to transient units  
499 in the base AO.
- 500 • **Rehearsals.** Locations, times, required attendees and special requirements.
- 501 • **Coordinating Instructions.** Due to the multiservice/international nature of fixed site  
502 operations, do not assume SOP remain valid! Develop interoperability agreements as  
503 necessary.
  - 504 • Minimum MOPP Levels and Flexibility Guidance
  - 505 • Contamination Avoidance Guidance
  - 506 • Troop Safety Criteria
  - 507 • Operational Exposure Guidance
  - 508 • Automatic Masking/Unmasking Guidance (if different from unit SOP)
  - 509 • Reporting Requirements (if different from unit SOP)
  - 510 • Actions Prior To, During, and After WMD Attack
  - 511 • Identified Observer Units (if different from unit SOP)
  - 512 • WMD Sample Collection Guidance and Transfer Points
  - 513 • Location of Potential NBC Hazardous Civilian/Military Facilities
  - 514 • Instructions/Procedures for Civilian Interaction/Support and
  - 515 • Area NBC defense responsibilities.

516  
517 **Service Support.** Use subparagraphs to address:

- 518 • Contaminated Casualty Collection Points/Procedures
- 519 • Procedures for Contaminated Remains
- 520 • Locations of Consolidated NBC Defense Equipment
- 521 • Locations of Field Expedient Decon Supplies/HN Support
- 522 • Decon/MOPP Exchange Points
- 523 • Restoration Priorities
- 524 • Special Contamination Control Requirements
- 525 • Retrograde Contamination Monitoring Sites
- 526 • NBC Equipment/Supply Controlled Supply Rates and Prestockage Points and
- 527 • Procedures for Chemical Defense Equipment "Push" Packages.  
528

529 **Command and Signal.**

- 530 • Location of Chemical Staffs and Supporting Units
- 531 • Warning Signals/Alarms
- 532 • NBCWRS Instructions and
- 533 • STRIKEWARN Instructions.

534  
535  
536  
537  
538  
539  
540  
541  
542  
543  
544  
545  
546  
547  
548  
549  
550  
551  
552  
553  
554  
555  
556  
557  
558  
559  
560  
561  
562  
563  
564  
565  
566  
567  
568  
569  
570  
571  
572  
573  
574  
575  
576  
577  
578  
579  
580  
581  
582  
583  
584  
585  
586  
587  
588

**SECTION III.**  
**RESOURCING, DEPLOYMENT, AND EXECUTION GUIDANCE**

With the OPLAN approved, staff officers then convert the plan into an effective OPORD. Critical staff tasks involve follow-up and supervision to ensure mission support resources are deployed and synchronized to successfully execute the NBC tasks identified in the OPLAN. Periodic reassessments of the JIPB, facts, assumptions, and “details” such as unit/resource availability, provide necessary updates for improving the NBC defense annex(es) to the OPORD. This section focuses on NBC defense resource considerations; deployment planning, including task organization techniques; and employing NBC defense assets for specific mission execution.

**FIXED SITE NBC DEFENSE RESOURCES**

Operational planners track and maintain asset availability and visibility during planning, deployment, and execution. Resourcing begins during course of action development. As staffs develop COA, they recommend the best combination of resources to support the mission and COA. As the situation develops and planners identify required functions, recommendations for the time-phased force deployment list (TPFDL) emerge. These recommendations should heed basic resource considerations and should not be restricted by current task organization. Basic resource considerations include Mission Requirements, Resource Capabilities, and Resource Availability/Visibility.

**Mission Requirements.** Specified, implied, and essential tasks require force allocation and resource planning for task execution. NBC defense tasks require that all forces maintain individual protection and self decon capabilities, as well as operational decon capability.

**Resource Capabilities.** As planners develop force allocation and resourcing plans, they assess force and equipment capabilities from a broad, practical, expedient viewpoint versus a narrow definition of “published” capability. For example, 125 gpm pumps found in numerous fuel support units are not defined as decon support equipment; however, adding a hose with fire fighting nozzle provides an operational decon capability. This operational approach expands the commander’s employment options and adds flexibility during mission execution.

**Resource Availability/Visibility.** Planning and execution of fixed site defense measures involves all base/base cluster activities. Failure to provide, or delays in providing support adversely impact base activities. Total asset visibility is critical, and this task is made especially difficult due to the many transient tenants found on or near fixed sites. Command emphasis, staff planning/supervision/follow-up, and asset visibility can help eliminate most resource availability issues such as:

- Deployment Priorities
- Mission Priorities
- Time/Space Factors
- Maintenance Status
- Inventory Status
- Resupply Rates, and
- Requisition Status.

Understanding force and resource capabilities, including those outside the current task organization or DOD, helps operational planners provide flexibility of NBC defense support with available resources.

**Resource Types and Sources.** Primary sources of NBC defense assets include DOD units and NBC defense equipment. Functionally, NBC defense equipment can be classified IAW the NBC defense principles: avoidance, protection, and restoration. Additionally, fixed site NBC defense

589 resource needs may require international/coalition or HN support. Further, CCD requirements  
590 could necessitate use of smoke and obscurants. Appendix B provides detailed resourcing  
591 information and options for use during planning. It is designed to address capabilities useful for  
592 fixed site NBC defense and does not address all the specialized variations of some NBC defense  
593 equipment, for example: aircraft variations of protective masks.

594  
595 Deployment planning is key to ensure the proper mix and type of NBC defense resources. Task  
596 organizing and deploying required capabilities and resources synchronized with execution  
597 requirements depend on successful deployment planning.  
598

### DEPLOYMENT PLANNING

599  
600  
601 Operational planners use two fundamental products for deployment planning: the Commander's  
602 Task Organization and the TPFDL. Effective command and staff communication with regard to  
603 these products is mandatory. Otherwise, entire units and unit sets of equipment could sit idle at  
604 an air or sea port of embarkation; combat or combat support resources not available to support  
605 the mission. Once resources enter the movement/logistics pipeline, the deployment system  
606 provides total asset visibility, even in transit. The challenge: quickly move tremendous tonnage  
607 and volumes of resources through a strategic pipeline with finite throughput capacity. How is it  
608 accomplished? Mission Focused Task Organization and TPFDL.  
609

610 **Task Organization.** The commander task organizes the force to accomplish mission  
611 requirements; however, mission task organization and timelines are impacted by available air and  
612 sealift deployment capabilities. The keys to force design (task organization) are flexibility,  
613 balance, and mission focus. The joint task force is organized to achieve maximum effectiveness  
614 from each contributing component (i.e., USAF, USN, USMC, USA). Commanders determine the  
615 proper mix of force capabilities in order to maintain flexible, effective, and efficient support to the  
616 mission. Task organization decisions are always mission-focused - every deployed asset must be  
617 able to support the mission.  
618

619 For example, the existence of a biological threat may not support the deployment of an entire  
620 Biodetection company. Mission analysis may establish a requirement for only the C<sup>2</sup> element and  
621 one platoon. Unless the mission is a "demonstration" of biological defense capability, the  
622 deployment of the entire unit would waste valuable strategic lift capability. Table 3-4 provides  
623 ideas for building modular Army NBC defense deployment packages. These packages are  
624 designed to (1) support mission-specific NBC defense tasks; and (2) provide flexible support to  
625 other "non-standard" chemical unit tasks. The concept entails providing economy of force while  
626 supporting mission execution and command flexibility. Similar methodology applies to other  
627 Service NBC defense capabilities as well.  
628

629 **Time-Phased Force Deployment List (TPFDL).** Once the commander determines task  
630 organization and deployment priorities, the deployment sequence and timelines for the task-  
631 organized units are established. The commander and supporting movement control centers use  
632 time-phased force deployment data (TPFDD) to:

- 633 • Maximize Transport Throughput Capacity Based on Command Established Mission Priorities
- 634 • Resolve Transportation Conflicts Based on Mission Priorities and
- 635 • Synchronize Force Arrival with Mission Priorities/Time Requirements.

636  
637 **NOTE:** TPFDL priorities will change based on JIPB updates and/or changes. NBC staff officers  
638 will closely monitor the deployment of NBC defense resources, to include verifying their status on  
639 the TPFDL. Resources not appropriately prioritized to mission requirements could arrive too late  
640 to support the mission. Resources not prioritized or even listed would wait for movement  
641 indefinitely.  
642

Table 3-4. Army Chemical Force Development Matrix

Operational Level Of War				
Operational Intelligence	Operational Movement & Maneuver	Operational Fires	Operational Command & Control	Operational Support
<b>Supporting Chemical Functions</b>				
<ul style="list-style-type: none"> <li>• Collect information on enemy operational situation and hazards<sup>1-3</sup></li> <li>• Process Operational Information<sup>1</sup></li> <li>• Develop Indications and Warning<sup>1</sup></li> <li>• Prepare Operational Intelligence Reports<sup>1</sup></li> </ul>	<ul style="list-style-type: none"> <li>• Overcome Operationally Significant Obstacles<sup>2</sup></li> <li>• Provide Protection for Operational Forces and Means<sup>1-5</sup></li> <li>• Remove Operationally Significant Hazards<sup>4</sup></li> <li>• Employ Concealment Techniques<sup>5</sup></li> <li>• Conduct Deception in Support of Campaigns and Major Operations<sup>5</sup></li> </ul>	<ul style="list-style-type: none"> <li>• Advise on Nonlethal Attack on Operational Targets<sup>1</sup></li> <li>• Reduce Enemy Operational Force Effectiveness<sup>5</sup></li> <li>• Reduce Enemy Critical Facilities Effectiveness<sup>5</sup></li> <li>• Advise on Employment of Nuclear Weapons<sup>1</sup></li> </ul>	<ul style="list-style-type: none"> <li>• Acquire and Communicate Operational Information and Maintain Status<sup>1</sup></li> <li>• Assess Operational Situation<sup>1</sup></li> <li>• Determine Operational Actions<sup>1</sup></li> </ul>	<ul style="list-style-type: none"> <li>• Provide Field Personnel and Health Services<sup>2-4</sup></li> <li>• Reconstitute Forces<sup>4</sup></li> <li>• Conduct Civil Affairs in Theater or AO<sup>1-5</sup></li> </ul>
Tactical Level Of War				
Intelligence	Mobility & Survivability	Fire Support	Battle Command	Logistics
<b>Supporting Chemical Functions</b>				
<ul style="list-style-type: none"> <li>• Collect Threat Information<sup>1</sup></li> <li>• Collect Physical Environment Information<sup>2</sup></li> <li>• Consider Enemy Doctrine<sup>1</sup></li> <li>• Develop Impacts<sup>1</sup></li> <li>• Prepare Reports on the Battlespace Area<sup>1</sup></li> </ul>	<ul style="list-style-type: none"> <li>• Facilitate Movement on Routes<sup>2</sup></li> <li>• Protect Individuals and Equipment<sup>1-5</sup></li> <li>• Employ Protective Equipment<sup>1-5</sup></li> <li>• Remove Battlespace Hazards<sup>4</sup></li> <li>• Decontaminate Personnel and Systems<sup>4</sup></li> <li>• Employ Smoke and Obscurants<sup>5</sup></li> <li>• Employ Physical Deceptions<sup>5</sup></li> </ul>	<ul style="list-style-type: none"> <li>• Advise on Use of Flame<sup>1</sup></li> <li>• Advise on Nonlethal Technology<sup>1</sup></li> </ul>	<ul style="list-style-type: none"> <li>• Receive and Transmit Enemy Information<sup>1-5</sup></li> <li>• Store Information<sup>1</sup></li> <li>• Display Information<sup>1</sup></li> <li>• Publish and Reproduce Information<sup>1</sup></li> <li>• Manage Information Distribution<sup>1</sup></li> <li>• Evaluate Incoming Information<sup>1</sup></li> <li>• Coordinate Support<sup>1</sup></li> </ul>	<ul style="list-style-type: none"> <li>• Provide Field Services (Bath)<sup>4</sup></li> <li>• Conduct Civil Affairs in AO<sup>1-5</sup></li> </ul>
<b>Chemical Function</b>		<b>Minimum Deployable Package</b>		
1 = NBC Staff Activities		NBC Battle Staff (24 hr Manning)		
2 = NBC Reconnaissance		Squad (Tactical) Team (Strategic)		
3 = Biological Detection/Identification		Platoon		
4 = Decontamination		Squad (Operational Decon) Platoon (Thorough Decon)		
5 = Smoke/Obscurants		Platoon		

644

645

646

647

648

649

650

651

652

653

654

655

656

**FIXED SITE NBC DEFENSE EXECUTION**

The fixed site environment requires clear, concise mission guidance for effective NBC defense execution. However, a clear, concise mission order does not guarantee successful mission execution. Success is never assured; however, certain measures can support critical preparation for the successful conduct of NBC defense. These measures include:

- **Anticipate Enemy COA.** Wargame the NBC defense plan periodically. Continue to “What if” the probable COA as new intelligence develops, and modify friendly mission requirements appropriately. Just like friendly forces, the enemy desires the least predictable COA that supports his objectives.

---

## Fixed Site NBC Defense Planning and Execution

---

- 657 • **Critique the Plan.** After individual plan critique, ask a staff officer of a different specialty or  
658 Service to critique the NBC defense plan. If he were the enemy, what weaknesses would he  
659 target? If he were a subordinate commander or tenant unit, could he execute the plan with no  
660 additional guidance?  
661
- 662 • **Check, Check, and Re-Check Resource Status.** Asset visibility is a critical component of  
663 NBC defense. Locating resources following a WMD attack creates a reactive environment  
664 supporting enemy intent. Implement measures to ensure all base personnel, including  
665 civilians, have personal NBC protection or have a nearby consolidated issue point for quick  
666 distribution. Do not hesitate to seek command assistance with stalemated issues.  
667
- 668 • **Rehearse, Rehearse, Rehearse.** At home station, forces train to perform individual and  
669 collective NBC defense tasks as units and Joint forces. However, once alerted or mobilized  
670 for deployment, all training is a rehearsal for executing combat missions. Units will move in  
671 and out of the fixed site, sometimes daily, creating new, unknown variables that may hinder  
672 successful execution. HN civilians supporting base operations need frequent rehearsals and  
673 retraining.  
674
- 675 • **Track the Battle.** Appendixes D and E provide tools for implementing the NBC defense plan  
676 and for synchronizing NBC defense actions based on identified threat “triggers” or events.  
677 However, unless the NBC defense staff tracks the friendly and enemy situation, these tools  
678 become ineffective for maintaining a proactive NBC defense.  
679
- 680 • **Plan and Execute Redeployment as Thoroughly as Deployment Operations.** NBC  
681 defense and environmental aspects of redeployment, retrograde of personnel and equipment,  
682 and post-conflict remediation are extensive and are addressed separately in Appendix I.  
683
- 684 • **Mission Focus.** Frequently ask, “Does this support the Mission?”; “Will this support the  
685 Commander’s Intent and Criteria for Success?”. Stay alert to intelligence indicators reflecting  
686 possible changes in enemy objectives and anticipate their mission implications. If the  
687 Commander, Chief of Staff, Plans Officer, or Operations Officer is deciding COA, be there to  
688 provide NBC defense recommendations or to determine current NBC defense plan  
689 implications.  
690

691 Regardless of how well the plan has addressed enemy courses of action, our forces must  
692 respond to NBC hazards quickly, precisely, and as a team. Referring to Operation DESERT  
693 STORM, Joint Pub 1, *Joint Warfare of the US Armed Forces*, says, “...the most striking feature of  
694 this campaign was the high degree of teamwork...for the cohesion and efficiency in the  
695 components were blended into a higher order of trust and confidence in the joint team....” This  
696 citation goes beyond command and support relationships established in plans/orders and hinges  
697 on trust, cohesion, and common objectives.



# APPENDIX A

## FIXED SITE NBC DEFENSE TASK LIST

### OVERVIEW

This appendix provides a common start point for identifying requirements to conduct a successful fixed site NBC defense. Unique situations will generate unique mission requirements that preclude a “text book” solution. However, the thought process in the discussion and examples, combined with experience using the referenced documents, should provide staff focus during operational planning.

The Universal Joint Task List, Version 3.0, CJCSM 3500.04A (UJTL) provides an interoperability tool for Joint Force Commanders to communicate mission requirements in terms of joint tasks, conditions, and standards. It also serves as a common language and reference system for JFC, operational planners, combat developers, and trainers. When synchronized with Service specific universal task lists (UTL), the UJTL becomes a tool for ensuring interoperability and integration down to the tactical level of task execution. These UTL allow commanders to develop their mission essential task list (METL) and help focus training and mission requirements.

This appendix is provided for the same reason — as a tool to assist commanders at various levels with the development of their mission supporting NBC METL. Although many of these tasks do not directly apply to the Base Cluster/Base Commander, they do provide insight into specified and implied tasks at higher levels of command.

**NOTE: A quick review of these tasks reveals the apparent omission of intelligence, surveillance, and reconnaissance tasks. This appendix was written assuming that an NBC threat capability already exists and that it was identified as a battlefield condition in the basic OPLAN. It also assumes that intelligence collection efforts continue to define the NBC threat environment.**

### STRATEGIC NATIONAL LEVEL

Under NBC conditions, the following Strategic National Tasks (Table A-1) provide policy guidance influencing the development of the CINC NBC METL.

**Table A-1. Strategic National Tasks Providing Policy/Direction**

Task Number	Task	Implied Task
SN 1.1.5	Determine Impact of Threat, Climate, and Geography on Deployment.	<i>Conduct NBC Vulnerability Analysis. Adjust Deployment Based on NBC Threat.</i>
SN 3.4	Protect Strategic Forces and Means.	<i>Protect Forces and Means Against NBC Threats. Implement NBC Warning and Reporting System. Provide NBC Protection.</i>

### STRATEGIC THEATER LEVEL

Assuming NBC threat conditions for a specified theater or AOR, the following tables provide tasks considered critical for the development of the appropriate commander’s NBC METL. These baseline tasks are foundational and are not meant to be all-inclusive or restrictive to commanders’ NBC METL development.

## Appendix A

43

**Table A-2. Baseline NBC Defense Strategic Theater Task**

<b>Task Number</b>	<b>Task</b>	<b>Implied Task</b>
ST 4.3	Distribute Supplies/Services for Theater Campaign and COMMZ.	<i>Establish Stockage Levels for NBC Equipment and Supplies.</i>
ST 4.3.2	Provide Supplies and Services for Theater Forces.	
ST 6.1.5	Provide Theater Missile Defense.	<i>Develop Passive Missile Defense Plan.</i>
ST 6.2.8	Establish NBC Protection in Theater.	<i>Manage the NBC Defense Battle:</i> <i>Assess Friendly and Enemy Capabilities.</i> <i>Reduce the Threat.</i> <i>Maintain Current and Predictive Situational Awareness.</i> <i>Maximize Force Effectiveness.</i> <u><i>Enabling Tasks</i></u> <i>Visualize the NBC Battlefield.</i> <i>Protect Against NBC Hazards.</i> <i>Conduct NBC Restoration Operations.</i>

44

### OPERATIONAL LEVEL

45

46

47

48

49

50

51

52

53

54

55

56

Baseline tasks at the operational level directly influence the fixed site base cluster/base commander as well as units operating in and around fixed sites, ports, and airfields. The supporting NBC defense tasks shown adjacent to the baseline tasks (Table A-3) may be specified or implied tasks included in operations plans or orders. Additionally, operational planners can associate required tasks to specific mission resource requirements equating to capabilities and functions. As the operational concept develops, the task organization evolves to provide those required capabilities/functions at the right time and location (Time Phased Force Deployment and Synchronization).

**Table A-3. Baseline NBC Defense Operational Tasks**

<b>Task Number</b>	<b>Task</b>	<b>Supporting Task</b>
OP 1.3.1	Overcome Operationally Significant Barriers, Obstacles, and Mines.	<i>Bypass, Cross, or Operate Within NBC Contaminated Areas.</i>
OP 4.5	Manage Logistic Support in Theater of Operations/JOA.	<i>Provide Logistic Support in an NBC Environment.</i>
OP 4.6	Build and Maintain Sustainment Bases.	<i>Provide NBC Protection.</i>
OP 6.1.5	Conduct Operational Area Missile Defense.	<i>Develop Passive Missile Defense Plans.</i>
OP 6.2.8	Establish NBC Protection in Theater of Operations/JOA.	<i>Assess NBC Threat.</i> <i>Develop Indicators of NBC Use.</i> <i>Identify Potential NBC Weapons Locations.</i> <i>Predict Threat Use.</i> <i>Develop Hazard Estimates.</i> <i>Detect/Verify NBC Hazard.</i> <i>Warn Units in Hazard Area.</i> <i>Notify Force of Long-Term Hazards.</i> <i>Analyze the Risk.</i> <i>Optimize the Use of NBC Defense Assets.</i> <i>Provide Joint NBC Warning and Reporting.</i> <i>Restore Forces After Attacks.</i>



57  
58  
59  
60  
61  
62  
63  
64  
65  
66  
67

**TACTICAL LEVEL**

Units conduct specific NBC defense tactics, techniques, and procedures such as detection, identification, and decontamination at the tactical level. Each Service has an approved task list for tactical operations. Although some minor differences exist in the Services' execution of NBC defense tasks, the basic principles and concepts are the same. The following tables provide the baseline NBC defense tasks for each Service given NBC threat conditions and the defense of a fixed site. As before, these tasks may be specified or implied in operations plans/orders.

**Table A-4. Army Baseline NBC Defense Tactical Tasks**

<b>Task Number</b>	<b>Task</b>	<b>Supporting Task</b>
ART 6.2	Protect Individuals and Systems.	ART 6.2.1.4 <i>Employ Protective Equipment.</i> ART 6.2.1.6 <i>Provide NBC Protection to Friendly Forces.</i> ART 6.2.1.6.1 <i>Employ Contamination Avoidance.</i> ART 6.2.1.6.2 <i>Identify NBC Hazards.</i> ART 6.2.1.6.3 <i>Warn Personnel and Units of Contaminated Areas.</i> ART 6.2.1.6.4 <i>Report Hazards Throughout the Battlespace.</i> ART 6.2.1.6.5 <i>Use Individual and Collective NBC Protective Equipment.</i> ART 6.2.1.6.6 <i>Employ Pretreatments, Prophylaxis, and Have Immunizations Up-to-date.</i> ART 6.2.2 <i>Remove Battlespace Hazards.</i> ART 6.2.2.1 <i>Decon Personnel and Systems.</i> ART 6.2.2.1.1 <i>Perform Immediate Decon.</i> ART 6.2.2.1.2 <i>Perform Operational Decon.</i> ART 6.2.2.1.3 <i>Perform Thorough Decon.</i> ART 6.2.2.1.4 <i>Perform Patient Decon.</i> ART 6.2.3 <i>Minimize Risks from Battlespace Hazards in AO.</i>

68  
69

**Table A-5. Navy Baseline NBC Defense Tactical Tasks**

<b>Task Number</b>	<b>Task</b>	<b>Supporting Task</b>
	TBP	

70  
71

**Table A-6. Marine Corps Baseline NBC Defense Tactical Tasks**

<b>Task Number</b>	<b>Task</b>	<b>Supporting Task</b>
	TBP	

72  
73

**Table A-7. Air Force Base Line NBC Defense Tactical Tasks**

<b>Task Number</b>	<b>Task</b>	<b>Supporting Task</b>
	TBP	

74

## SCENARIO EXAMPLES

The following examples demonstrate the application of the UJTL task analysis process to derive specified and implied NBC defense tasks. These tasks become mission requirements that must be resourced in subsequent plans/orders and supplemented with thorough staff supervision and follow-up.

Although not demonstrated, the same fundamental approach carries through the Service UTL as well.

### Persian Gulf Illustration

In the early hours of August 2, 1990, an Iraqi force of more than 100,000 personnel, spearheaded by three armor divisions, invaded Kuwait.

On August 7, the U.S. National Command Authority directed the deployment of US forces in response to Saudi Arabia's request for assistance. USCENTCOM responded rapidly, placing the first US forces on the ground within 31 hours of the initial alert order.

Operation DESERT SHIELD was a two-phase operation. The first phase involved the initial deployment of forces to deter further Iraqi aggression and to defend Saudi Arabia. The second phase included the subsequent deployment of forces to resource the coalition with a robust counteroffensive capability that could evict the Iraqi Army from Kuwait. Although some units did not begin to deploy until late November, they were in place and combat-ready by early February 1991.

The tailoring of a proper force mix for this operation required the mobilization of thousands of guardsmen and reservists-the largest mobilization since World War II. During this force-projection operation, the services deployed nearly a half-million personnel, their supporting equipment, and 60 days of supplies from the United States and Europe. All this was pipelined through fixed sites, ports, and airfields within a period of six months.

During this operation, the existing WMD threat influenced commanders' selection of mission essential tasks. The focus at each level of command was mission accomplishment and protecting the force; however, the specific tactics, techniques, and procedures used at the various echelons differed.

### **Persian Gulf Example 1**

Using the Persian Gulf illustration, Table A-8, Example 1 illustrates how application and use of the NBC warning and reporting system (NBCWRS) varied from the Strategic to the Tactical Level.

- NBCWRS use at the Tactical Level (e.g., fixed sites) emphasized reacting and reporting key information.
- Operational Level focus emphasized attack confirmation and/or issuance of Selective or General TMD warnings.
- Strategic Theater considerations emphasized establishment of:
  - Interoperable theater warning network
  - Theater level assessments and
  - Forwarding of applicable national level intelligence.
- Strategic National concerns involved:
  - Providing forward deployed forces with requisite resources (e.g., personnel, equipment, units)
  - Forwarding WMD related intelligence information
  - Assessment of evaluated report information and
  - Political-military concerns with regard to targeting and/or potential retaliatory strikes.

131  
132

Table A-8. UJTL Task Analysis Persian Gulf Examples 1 and 2

	STRATEGIC NATIONAL	STRATEGIC THEATER	OPERATIONAL	TACTICAL
<b>APPLICABLE TASKS</b>	<u>SN 3.4</u> Protect Strategic Forces & Means	<u>ST 6.2.8</u> Establish NBC Protection in Theater  <u>ST 6.1.5</u> Provide TMD	<u>OP 6.2.8</u> Establish NBC Protection in Theater of Operations/JOA	<u>ART 6.2</u> Protect Individuals and Systems
<b>Example 1</b>				
<b>SUPPORTING OR IMPLIED TASKS</b>	Implement NBCWRS	Develop Passive TMD  Maintain Situation Awareness	Detect/Verify NBC Hazard  Warn Units in Hazard Area	<u>ART 6.2.1-6.3</u> Warn Personnel & Units of Contaminated Areas
<b>ACTIONS</b>	Provide Intel Reports  Evaluate NBC Report Input	Theater Warning Network  Interoperability Assessments	Attack Confirmation  Select/General TMD Warning	React/Report
<b>Example 2</b>				
<b>SUPPORTING OR IMPLIED TASKS</b>	Provide NBC Protection	Conduct NBC Restoration Operations	Restore Forces After Attack	<u>ART 6.2.2.3</u> Perform Thorough Decon
<b>ACTIONS</b>	Provide Units/Resources  Provide Lift Assets	Prioritize Deployment of Decon Resources	Estimate Decon Requirements  Task Organize	JF/HN Rehearse Thorough Decon Operations

133  
134  
135  
136  
137  
138  
139  
140  
141  
142  
143  
144  
145  
146  
147  
148  
149  
150  
151

**Persian Gulf Example 2**

Using the same Persian Gulf illustration, Table A-8, Example 2 outlines possible fixed site force structure considerations at various echelons of command.

- Tactical Level collocated army, air force, or HN assets rehearse combined/joint thorough decon operations.
- Operational Level commanders and staff:
  - Estimate decontamination requirements for water, supplies, equipment, and unit needs
  - Conduct chemical unit task organization and
  - Establish applicable command or support relationships.
- Strategic Theater commanders and staff prioritize the flow of NBC defense units and other resources by determining who, when, and where (e.g., TPFDL considerations) various assets will arrive.
- Strategic National considerations involve factors such as furnishing required assets and providing strategic mobility for deployment.

**Stability Operations and Support Operations Illustration 1**

On April 20, 1999, National Command Authority announced the beginning of a Show of Force on request from the government of Cortinia. By April 21, 1999, US aircraft had begun airlift of US forces to the AO. In turn, US military personnel moved to pre-positioned combat vehicles and deployed to training areas for combined live fire training exercises. Concurrently, USMC units, including armor elements, began offloading and preparing for rehearsals with Cortinian armored forces. The armor unit basic load contained DU munitions. Further, extensive amounts of particulate matter in the atmosphere restricted line-of-sight visibility due to slash and burn deforestation and neighboring country volcanic eruptions.

**Stability Operations and Support Operations - Example 1**

Table A-9, Example 1 indicates the identified tasks and corresponding actions at each command level.

- JCS concerns specified NBC protection as a METL task and furnished applicable technical and safety information and subject matter experts (SME) from other federal agencies.
- The CINC (Strategic Theater) ensured inclusion of NBC protection in the METL, and used available SME to conduct initial risk and hazard assessments.
- The JTF Commander conducted detailed NBC hazard assessments, and provided hazardous materials (HAZMAT) training guidance to deploying units.
- The USA and USMC deploying personnel received HAZMAT briefings and training, to include DU awareness training.

**Table A-9. UJTL Task Analysis Stability Operations and Support Operations Examples 1**

	STRATEGIC NATIONAL	STRATEGIC THEATER	OPERATIONAL	TACTICAL
<b>APPLICABLE TASKS</b>	<u>ST 6.2.8</u> Establish NBC Protection in Theater	<u>SN 3.4</u> Protect Strategic Forces & Means  <u>SN 1.1.5</u> Determine Impact of Threat Climate & Geography on Deployment	<u>OP 6.2.8</u> Establish NBC Protection in Theater of Operations/JOA  <u>OP 4.6</u> Build & Maintain Sustainment Bases	<u>ART 6.2</u> Protect Individuals & Systems
<b>Example 1</b>				
<b>SUPPORTING OR IMPLIED TASKS</b>	Maximize Force Effectiveness Protect Against NBC Hazards	Conduct NBC Vulnerability Analysis Protect Forces & Means Against NBC Threats	Assess NBC Threat Develop Hazard Estimates Notify Force of Hazard	<u>ART 6.2.1.6</u> Provide NBC Protection of Friendly Forces
<b>ACTIONS</b>	NBC Protection in METL Provide National Level Tech Data	NBC Protection in METL Conduct Initial Hazard Assessments	NBC Protection in METL Provide Detailed Hazard Assessments Provide HAZMAT Training Guidance	DU Safety Training HAZMAT Classes and Specialized Training

178  
179  
180  
181  
182  
183  
184  
185  
186  
187  
188  
189  
190  
191  
192  
193  
194  
195  
196  
197  
198  
199  
200  
201  
202  
203  
204  
205  
206  
207  
208  
209  
210  
211  
212  
213  
214  
215

**Support Operations Illustration 2**

*On February 1, 1999, National Command Authority tasked USCENTCOM to conduct a site assessment prior to deployment of a JTF to Krasnovia for Nation Assistance Operations. The first elements of the Site Assessment Team (SAT) arrived in Krasnovia February 4, 1999. USCENTCOM mission intent specified that force protection and troop safety was crucial. Initial investigation indicated key facilities and terrain vicinity a proposed JTF fixed site were possibly contaminated by toxic industrial chemicals during prolonged occupation by a neighboring military power. The HN lacked the capability to determine extent and level of contamination. Subsequently, requests were submitted to augment the SAT with additional resources including USAF Civil Engineers and USA Medical and NBC resources. These personnel and equipment including NBC Reconnaissance Systems arrived February 15, 1999 and began their risk assessments.*

**Stability Operations and Support Operations - Example 2**

Table A-10. Example 2 indicates the identified tasks and corresponding actions at each command level.

- Strategic National considerations emphasized:
  - Force Protection
  - Overall Assessments, and
  - Crisis Action Teams providing guidance and decisions on emerging issues.
- Strategic Theater efforts furnished:
  - Required Resources, and
  - IPB, Risk Assessment, and Vulnerability Analysis Products.
- The JTF Commander provided:
  - A SAT Command and Control Element
  - Conducted Task Organization
  - Coordinated HN Logistics and Security Support, and
  - Provided IPB and Risk Assessments from SAT Input.
- The Augmented SAT Conducted:
  - Standard Assessments
  - NBC and Toxic Industrial Chemical Reconnaissance and
  - Determined/Reported Extent of Contamination and Provided NBC and Medical Analysis and Evaluations.

**Appendix A**

216

**Table A-10. UJTL Task Analysis Stability Operations and Support Operations Example 2**

	<b>STRATEGIC NATIONAL</b>	<b>STRATEGIC THEATER</b>	<b>OPERATIONAL</b>	<b>TACTICAL</b>
<b>APPLICABLE TASKS</b>	<b>ST 6.2.8</b> Establish NBC Protection in Theater	<b>SN 3.4</b> Protect Strategic Forces & Means  <b>SN 1.1.5</b> Determine Impact of Threat Climate & Geography on Deployment	<b>OP 6.2.8</b> Establish NBC Protection in Theater of Operations/JOA  <b>OP 4.6</b> Build and Maintain Sustainment Bases	<b>ART 6.2</b> Protect Individuals & Systems
<b>Example 2</b>				
<b>SUPPORTING OR IMPLIED TASKS</b>	Protect Forces & Means Against NBC Threats  Provide NBC Protection	Visualize the NBC Battlefield  Protect Against NBC Hazards	Provide NBC Protection  Assess NBC Threat  Detect/Verify NBC Hazard  Analyze the Risk	<u>ART 6.2.1.6.2</u> Identify NBC Hazards  <u>ART 6.2.3</u> Minimize Risks From Battlespace Hazards
<b>ACTIONS</b>	NBC Protection in METL  Intel and Risk Assessments  Crisis Action Team Decisions  Taskings for Resources	NBC Protection in METL  Resource Mission Requirements  Conduct IPB; Risk Assessment; Vulnerability Analysis	Provide C <sup>2</sup>  Task Organize NBC Assets  Conduct IPB/Risk Assessment	Appropriate Protective Measures  NBC Recon Teams Conduct Missions  Teams/C <sup>2</sup> Report Results  Conduct IPB/ Risk Assessments

217

## APPENDIX B NBC DEFENSE ASSETS

### OVERVIEW

The purpose of the following series of tables is to provide the Fixed Site Commander with a planning tool to identify Service, unit organization, and/or international resources that may be available to contribute to the NBC defense of the base cluster/base. Understand that this appendix does not provide an all inclusive NBC defense listing, but intends to cue planners to additional sources of support to augment organic capabilities. As resource cues, international data referenced from *Jane s NBC Protection Equipment (97-98)*, and has not been verified by the USACMLS or other government agencies. Specific items of NBC defense equipment, as well as the corresponding units' capabilities, are addressed where applicable.

### DEPARTMENT OF DEFENSE

Throughout the Department of Defense there are select items of NBC defense equipment that are routinely used by all Services. These common use items consist of individual as well as collective protection systems, and various detection and decontamination devices. The following table depicts items of equipment that could supplement fixed site NBC defense.

Individual Protection Equipment	Description
Nerve Agent Antidote Kits (NAAK)	Auto injector set consisting of atropine and pralidoxime chloride.
Convulsant Antidote, Nerve Agent (CANA) Automatic Injector	Diazepam auto injector.
Pyridostigmine Bromide (PB) Tablets (NAPP)	NAPP- Nerve Agent Pyridostigmine Pre-treatment
Cover, Helmet, CP	Chemical protective helmet cover.
Suit, Chemical Protective: Battle Dress Overgarment (BDO)	Military Standard Chemical-Biological (CB) protective overgarment.
*JSLIST Advanced Battle Dress Overgarment (ABDO)	JSLIST- Joint Service Lightweight Integrated Suit Technology. Will replace current BDO. Launderable up to 4 times. Reduces heat stress. Provides 24 hour CB protection post exposure.
Suit Contamination Avoidance Liquid Protective (SCALP)	Inexpensive, lightweight, disposable. 1-hour CB protection post exposure. Worn over BDO or Combat Vehicle Crewman (CVC) uniform if Chemical Protective Undergarment (CPU) is worn.
Toxicological Agent Protective (TAP) Apron	Impermeable butyl rubber apron.
*Lightweight Chemical Biological Protective Garment (LCBPG)	Compact lightweight garment. Reduces heat stress. Up to seven days of wear. Up to six-hour CB protection post exposure. Not launderable.
*Enhanced Aircrew Uniform Integrated Battlefield (EAUIB)	Lightweight, fire-resistant, CB protective garment for aircrews. 24-hour CB protection, post exposure. Launderable 4 times.
Chemical Protective Undergarment (CPU)	Two piece undergarment. CPU and uniform constitute MOPP1. 12-hour CB protection post exposure. Launderable one time.
*Vapor Protective Flame Resistant Undergarment (VPFRU)	Lightweight fire resistant undergarment. When worn with uniform, constitutes MOPP2. 12-hour CB protection post exposure. Launderable four times. Includes CB socks. Will replace CPU.
Gloves, CP Rubber	CB protective gloves.
*Improved Chemical-Biological Protective Gloves (ICBG)	Improved dexterity/sensitivity. Flame resistant. Will replace butyl gloves. Up to 30-days wear. Up to 24-hour CB protection, post exposure.
Overboot, Black Vinyl (BVO)	Chemical Protective (CP) overboot.
Overboot, Green Vinyl (GVO)	CP overboot.

## Appendix B

<b>Individual Protection Equipment</b>	<b>Description</b>
Cover, Footwear, CP, Rubber	CP footwear covers.
*Multipurpose Overboot (MULO)	Multipurpose Overboot (MULO) will replace GVO and BVO. Up to 24-hour CB protection, post exposure.
Mask, Chemical-Biological Protective: M40 Series	Standard military protective mask. Protects wearer against all known CB agents.
C-2/C-2A1 Filter Canister	Filter element for M40 series Protective Masks.
<b>Collective Protection Equipment</b>	<b>Description</b>
M20 Simplified NBC Collective Protection Equipment (SCPE)	Room liner for pre-existing structures with integral filtration and blower system..
Chemical-Biological Deployable Medical System (CBDEPMEDS), M28	Provides CB protection for selected sections of the DEPMEDS equipped hospitals. Room liner for pre-existing structures with integral filtration and blower system. Provides CB protection for selected sections of the DEPMEDS equipped hospitals.
Chemically-Biologically Protective Shelter (CBPS).	A soft shelter system that attaches to the rear of an enhanced capabilities vehicle. Provides CB protection for Battalion Aid stations and medical company treatment facilities. A soft shelter system that attaches to the rear of of an enhanced capabilities vehicle. Provides CB protection for Battalion Aid stations and medical company treatment facilities.
<b>Detection Equipment</b>	<b>Description</b>
Alarm, Chemical Agent, Automatic Portable M8A1	Point detector for nerve agent vapors.
*Automatic Chemical Agent Alarm M22 (ACADA)	Advanced point detector. Detects nerve and blister agents. Will replace or complement current M8A1.
Multipurpose Integrated Chemical Agent Alarm (MICAD)	Networking system for NBC detectors, sensors, and alarms. Automates NBCWRS. Formats and transmits NBC 1 and NBC 4 reports.
Chemical Agent Monitor (CAM)	Point detector for nerve and blister agent vapors.
*Chemical Agent Monitor CAM/Improved CAM (ICAM)	Improved point detector for nerve and blister agents. Shorter startup/cleardown times. Interferent resistant.
M8/M9 Chemical Agent Detection Paper	M8 IDs G, V, H; M9 Provides Non-Specific Detection
M18A2 Chemical Agent Detector Kit	Portable chemical agent detection kit. Detects nerve, blister, blood, and choking agents in vapor or liquid form. Primarily used by EOD units.
M256A1 Chemical Agent Detector	Portable, disposable chemical agent detection kit used to detect nerve, blood, or blister agent vapors.
Convulsant Antidote, Nerve Agent (CANA) Automatic Injector	Will replace CPU Diazepam auto injector.
M272 Water Testing Kit	Portable kit used to test for nerve, blood, and blister agent concentrations in raw or treated water.
IM-93 Dosimeter	Tactical, self-indicating gamma total dose instrument. Range 0 - 600 Rad.
Charger, Dosimeter, AN/PP-1578PD	Used to ZERO (Charge) the IM-93 dosimeter.
*RADIAC Set: AN/UDR-13 Pocket RADIAC	Compact gamma, neutron total dose/dose rate instrument. Adjustable alarms. Dose Rate Range 0-999 cGy/hour. Dose 0-999 cGy.



<b>Detection Equipment</b>	<b>Description</b>
AN/VDR-2 RADIAC Set	Lightweight, auto-ranging, portable RADIAC instrument. Used for area surveys and personnel monitoring. Dose Rate Range .01 mrad/hour - 10000 rad/hour. Dose Range 1-1000 rad.
AN/PDR-56 RADIAC Set	Portable scintillation instrument used to detect alpha radiation.
AN/PDR-75 RADIAC Set	Reader for DT236
<b>Decontamination Equipment</b>	<b>Description</b>
M258A1 Skin Decontamination Kit, Individual	Individual decontamination kit for skin and personal equipment
M291 Skin Decontamination Kit, Individual	Individual decontamination kit for skin and personal equipment.
M295 Decontamination Kit, Equipment	Replaces M258A1. Decontamination kit for larger items of personal equipment than the M291 can accommodate.
Patient Decontamination, Medical Equipment Set and Chemical Patient, Medical Treatment Set	Non toxic. Provides supplies and equipment for decontamination and medical treatment of NBC patients at medical treatment facilities.
Decontaminating Apparatus 1 1/3 Qt, M11	Refillable DS2 decontaminant dispenser.
M12A1 Power Driven Decontaminating Apparatus (PDDA)	Vehicle mounted, gasoline engine driven decontaminating device.
M13 Decontaminating Apparatus, Portable (DAP)	Non refillable, DS2 decontaminant application system.
Decontaminating Apparatus, Power-Driven, Lightweight (M17)	Portable lightweight power driven decontaminating device.
Modular Decontamination System (MDS), M22	Portable lightweight decontaminating device. Replaces M12A1 and M17 LDS.
<b>Decontamination Material</b>	<b>Description</b>
Detergent, General Purpose Liquid	Liquid soap used for decon
Detergent, Wetting Agent (Powder)	Dry substance mixed with calcium hypochlorite when liquid detergent is unavailable to ensure complete wetting of surfaces.
Decontaminating Agent, Super Tropical Bleach (STB)	Standard military bleach based CB decontaminant.
Decontaminating Agent, Calcium Hypochlorite, High Test Hypochlorite (HTH)	Non-standard bleach decontaminant with higher chlorine content used in lieu of STB.
Decontamination Solution (DS2)	Standard military liquid CB decontaminant. Highly corrosive to metal and may soften paint.
<b>Miscellaneous</b>	<b>Description</b>
M41 Protection Assessment Test System (PATS)	Portable on-the-face seal verification device for M40 series protective masks.
NBC Marking Set	Portable kit consisting of flags, stakes, crayons, and tape used to mark contaminated areas.
*Joint Warning And Reporting Network (JWARN).	Software system which integrates data from NBC detectors, Meteorological (MET) sensors, Global Positioning System (GPS) receivers, etc. System will analyze information, compile and disseminate appropriate reports

**ARMY**

All Army units are capable of conducting limited NBC Defense operations. These operations consist of, but are not limited to, detection of nuclear and chemical contamination; performing basic decontamination procedures on individuals and equipment; deployment of nuclear and chemical detection devices; and conduct of nuclear and chemical monitoring, survey, and reconnaissance mission operations.

The Army Chemical Corps force structure includes specialized units providing additional capabilities for Nuclear, Biological, and Chemical (NBC) detection, identification, survey, reconnaissance, and thorough decontamination. Chemical Corps units also provide large area smoke and obscurant support to operations.

**Chemical Company (Heavy Division)**

The Chemical Company (Heavy Division) is capable of providing the following support:

- Four Detailed Equipment Decontamination (DED) sites (52 major items/day/site); Operational Decontamination; Special Decontamination
- Large area smoke (0.2 to 1.1 km wide x several km long, weather dependent); Simultaneous coverage of several small areas when employing smoke generator squads on separate missions
- Radiation monitoring for the nuclear accident and incident control plan (NAICP)
- Chemical detection/monitoring for chemical accident and incident control plan (CAICP)
- NBC Recon (route, area, and zone); surveys, surveillance, and sampling
- NBC staff to division headquarters; operates on 24-hour basis.

The Chemical Company (Heavy Division) is comprised of:

- Division chemical section
- NBC center
- Headquarters section
- Decontamination platoons (4)
- Mechanized smoke platoon (1)
- NBC reconnaissance platoon (1)

The following table depicts the specialized NBC defense equipment organic to this unit:

<b>Decontamination Equipment</b>	<b>Description</b>
Decontaminating Apparatus: High Pressure Washer Module, M22	Washing component of Modular Decontaminating System (MDS).
Decontaminating Apparatus: DS2 Pumper/ Scrubber Module, M21	Decontaminant application component of Modular Decontamination System.
Pump Centrifugal, 65 GPM	Power driven water pump.
Pump Centrifugal, 125 GPM	Power driven water pump.
Tank Assembly, Fabric 500 Gal	Portable fabric water tank.
Tank Assembly, Fabric 3000 Gal Collapsible	Portable fabric water tank.
M12A1, Power Driven Decontaminating Apparatus (PDDA)	Vehicle mounted, gasoline engine driven decontaminating device.
Tank and Pump Unit Liquid Dispensing	M923 series 5-ton truck with two 600-gal water tanks and a integral pump unit.
<b>Detection Equipment</b>	<b>Description</b>
Alarm, Chemical Agent, Remote Sensing, M21	Standoff nerve and blister agent detector. Range is line of sight to 5 km.
AN/PDR-56F RADIAC Set	Portable scintillation instrument used to detect alpha radiation.
*Joint Service Lightweight Standoff Chemical Agent Detector (JSLSCAD)	Standoff chemical agent cloud detector. Capable of mobile operation. Range of up to 5 km.

Detection Equipment	Description
NBC Reconnaissance System, M93A1 (FOX)	Vehicle mounted system designed to detect, identify, and mark NBC contamination.
Smoke/Obscurant Systems	Description
Generator Smoke, Mechanical, Mechanized Smoke Obscurant System M58	M113A3 tracked vehicle mounted smoke system. Replaces M1059.
Carrier, Smoke Generator, M1059	M113A3 tracked vehicle mounted smoke system.

**NOTE: \* Denotes item under development; not currently fielded.**

**Chemical Company (Smoke/Decontamination) Airborne/Air Assault**

The Chemical Company (Smoke/Decontamination) Airborne/Air Assault can provide:

- DED sites (3) (Three Thorough (eight tactical vehicles/hour) or six Operational Decontamination Sites.
- Large area smoke screens (3) (each 0.6 - 1.4 km wide x several km long); Smoke Haze up to six kilometers in width and several kilometers long, weather dependent.
- NBC staff support and 24-hour NBCWRS support to each Airborne/Air Assault Division
- Platoon tailoring can respond to needs for both smoke and decontamination support.

The company consists of:

- Division chemical section
- NBC center
- Headquarters section
- Smoke/decontamination platoons (3).

NOTE: Each platoon can support either equipment decontamination or large area smoke; but a platoon can not perform smoke and decontamination simultaneously or immediately switch between missions without transition time. The following table depicts the specialized NBC defense equipment organic to this unit:

The following table depicts the specialized/unique NBC defense equipment organic to this unit.

Decontamination Equipment	Description
Decontaminating Apparatus: High Pressure Washer Module, M22	Washing component of Modular Decontaminating System.
Decontaminating Apparatus: DS2 Pumper/Scrubber Module, M21	Decontaminant application component of Modular Decontamination System.
M17 Lightweight Decontaminating System	Portable lightweight power driven decontaminating device
Tank and Pump Unit Liquid Dispensing	Power driven water pump.
Pump Centrifugal, 65 GPM	Power driven water pump.
Pump Centrifugal, 125 GPM	Power driven water pump.
Tank Assembly, Fabric 500 Gal	Portable fabric water tank.
Tank Assembly, Fabric 3000 Gal Collapsible	Portable fabric water tank.
Smoke/Obscurant Systems	Description
Generator Smoke System: Mechanical Motorized, M56	Large area smoke generation system (Mounted on Heavy Variant HMMWV).
Generator Smoke System: M1057	Large area smoke generation system (Mounted on HMMWV)

**NOTE: \*Denotes item under development item not currently fielded.**

## Appendix B

### Chemical Company (Recon/Decon) Armored Cavalry Regiment (ACR)

The Chemical Company (Heavy Division) is capable of providing the following support:

- NBC reconnaissance (route, zone, area, point, and bypass to locate, identify, mark, and report NBC contamination); NBC surveys, surveillance, and sampling (3 reconnaissance squads/2 reconnaissance teams each)
- DED site (1) (Thorough Decontamination Site 8 – 10 vehicles/hour)
- Operational decontamination sites (3)
- Special decontamination
- Large area smoke (0.6 to 1.4 km wide x several km long) (Smoke Haze: 2 km wide x several km long – weather dependent)
- NBC staff support and 24-hour NBCWRS support.

The company consists of:

- Regimental chemical section
- NBC reconnaissance platoons (2)
- Headquarters section
- Decontamination platoon (1)

The following table depicts the specialized/unique NBC defense equipment organic to this unit.

Detection Equipment	Description
Alarm, Chemical Agent, Remote Sensing, M21	Standoff nerve and blister agent detector. Range is line of sight to 5 km
NBC Reconnaissance System, M93A1 (FOX)	Vehicle mounted system designed to detect, identify, and mark NBC contamination
Decontamination Equipment	Description
Decontaminating Apparatus: High Pressure Washer Module, M22	Washing component of Modular Decontaminating System.
Decontaminating Apparatus: DS2 Pumper/Scrubber Module, M21	Decontaminant application component of Modular Decontaminating System
Lightweight Decontaminating System, M17	Portable lightweight power driven decontaminating device.
Tank and Pump Unit (TPU), Liquid Dispensing	M923 series 5-ton truck with two 600-gal water tanks and an integral pump unit.
Pump, Centrifugal, 65 GPM	Power driven water pump.
Pump, Centrifugal, 125 GPM	Power driven water pump.
Tank Assembly, 3000 Gal, Collapsible	Portable fabric water tank.
Tank Assembly, 500 Gal, Collapsible	Portable fabric water tank.

**NOTE: \*Denotes item under development; not currently fielded.**

### Chemical Company (Smoke/Decontamination/Reconnaissance) ACR

The Chemical Company (Armored Cavalry Regiment) is capable of providing the following support:

- NBC reconnaissance (route, zone, area, point, and bypass) to locate, identify, mark, and report NBC contamination; NBC surveys, surveillance, and sampling (3 reconnaissance squads/2 reconnaissance teams each)
- DED site (1) (Thorough Decontamination Site 8 – 10 vehicles/hour)
- Operational decontamination sites (3)
- Special decontamination
- Large area smoke (0.6 to 1.4 km wide x several km long) (Smoke Haze: 2 km wide x several km long – weather dependent)
- NBC staff support.

- 109 The company consists of:
- 110 • Regimental chemical section • NBC reconnaissance platoon (1)
  - 111 • Headquarters section • Smoke/decontamination platoon (1).

112

113 NOTE: As before, the dual-purpose platoon can only support a smoke or decontamination mission at any

114 one time.

115

116 The following table depicts the specialized NBC defense equipment organic to this unit.

117

<b>Detection Equipment</b>	<b>Description</b>
Alarm, Chemical Agent, Remote Sensing M21	Standoff nerve and blister agent detector. Range is line of sight to 5 km.
NBC Reconnaissance System, M93A1 (FOX)	Vehicle mounted system designed to detect, identify, and mark NBC contamination.
<b>Decontamination Equipment</b>	<b>Description</b>
Decontaminating Apparatus: High Pressure Washer Module, M22	Washing component of Modular Decontamination System.
Decontaminating Apparatus: DS2 Pumper/Scrubber Module, M21	Decontaminant application component of Modular Decontamination System.
Lightweight Decontaminating System, M17	Portable lightweight power driven decontaminating device.
Tank Assembly Fabric, 500 Gal Collapsible	Portable fabric water tank.
Tank Assembly Fabric, 3000 Gal Collapsible	Portable fabric water tank.
Tank and Pump Unit (TPU), Liquid Dispensing	M923 series 5-ton truck with two 600-gal water tanks and an integral pump unit.
Pump, Centrifugal, 65 GPM	Power driven water pump.
Pump, Centrifugal, 125 GPM	Power driven water pump.
<b>Smoke/Obscurant Systems</b>	<b>Description</b>
Generator Smoke System: Mechanical Motorized, M56	Large area smoke generation system (Mounted on Heavy variant HMMWV).
Generator Smoke System: M1057	Large area smoke generation system (Mounted on HMMWV).

118 **NOTE: \* Denotes item under development; not currently fielded.**

119

### **Chemical Company (Decontamination) Corps/Theater Army (TA)**

120

121

122 The chemical company (Decontamination) Corps/Theater Army is capable of providing the following

123 decontamination support to units in a corps' rear area, the communications zone (COMMZ) or a division's

124 area of operations (AO) as well as specialized decontamination support such as aircraft or terrain decontamination:

- 125 • DED sites (5) simultaneously (8 vehicles/hour/site).

126

127 The company consists of:

- 128 • Headquarters section
- 129 • Maintenance section
- 130 • Decontamination platoons (5).

## Appendix B

131 The following table depicts the specialized/unique NBC defense equipment organic to this unit.  
132

Decontamination Equipment	Description
Decontaminating Apparatus: High Pressure Washer Module M22	Washing component of Modular Decontamination System.
Decontaminating Apparatus: DS2 Pumper/Scrubber Module M21	Decontaminant application component of Modular Decontamination System.
Power Driven Decontaminating Apparatus (PDDA), M12A1	Vehicle mounted, gasoline engine driven decontaminating device.
Tank and Pump, Unit Liquid Dispensing	M923 series 5-ton truck with two 600-Gal water tanks and a integral pump unit.
Pump Centrifugal, 65 GPM	Power driven water pump.
Pump Centrifugal, 125 GPM	Power driven water pump.
Tank Assembly, Fabric 500 Gal	Portable fabric water tank.
Tank Assembly, Fabric 3000 Gal Collapsible	Portable fabric water tank.

133 **NOTE: \* Denotes developmental item not currently fielded.**

### 134 **Chemical Company (NBC Reconnaissance) Corps/Theater Army (TA)**

135 The Chemical Company (Recon) Corps/Theater Army is capable of providing the following support:

- 136 • NBC reconnaissance (route, zone, and area, point, and bypass) to locate, identify, mark, and report NBC contamination
- 137 • Conventional reconnaissance (route, area, and zone) (Capability is reduced after NBC weapons use.)
- 138 • Can conduct NBC reconnaissance, surveys, surveillance, sampling, and may also locate potential decontamination sites
- 139 • Radiation monitoring for NAIRA (Nuclear Accident Incident Response Assistance)
- 140 • Chemical detection for CAIRA (Chemical Accident Incident Response Assistance).

141 The company consists of:

- 142 • Headquarters section
- 143 • NBC reconnaissance platoons (3) with four reconnaissance squads each/two reconnaissance teams each.

144 The following table depicts the specialized/unique NBC defense equipment organic to this unit.  
145  
146  
147  
148  
149  
150  
151  
152  
153

Detection Equipment	Description
Alarm, Chemical Agent, Remote Sensing, M21	Standoff nerve and blister agent detector. Range is line of sight to 5 km.
NBC Reconnaissance System, M93A1 (FOX)	Vehicle mounted system designed to detect, identify, and mark NBC contamination.

### 154 **Chemical Company (Biological Detection) Corps**

155 The Corps Chemical Company (Biological Detection) is capable of providing the following support:

- 156 • Detection of large area biological aerosols
  - 157 • (Presumptive) Identification of biological warfare (BW) agents
  - 158 • Collects aerosol samples for laboratory analysis.
- 159  
160

- 161 The company consists of:
- 162 • Headquarters section
  - 163 • Five Biological detection platoons/Biological Detection Company. (Seven Biological
  - 164 Integrated Detection Systems(BIDS) Teams/Platoon)
  - 165 • Long range biological standoff detection (LRB SDS) detachment.

166

167 The following table depicts the specialized NBC defense equipment organic to this unit.

168

<b>Detection Equipment</b>	<b>Description</b>
Alarm, Biological Agent, Automatic: Integrated Detection System, BIDS, M31E1	Detects biological agents. Identifies multiple BW agents. Collects samples.
Long Range Biological Standoff Detection System (LRB SDS)	Detects aerosol clouds. Distinguishes natural from manmade events.

169

170 style="text-align: center;">**Chemical Team LA (Recon)**

171

- 172 The Chemical Team LA (Recon) is capable of providing:
- 173 • NBC reconnaissance (route, area, zone, and point) support to separate brigades and theater
  - 174 defense brigades.
  - 175 • Collects environmental samples
  - 176 • Collects Examines and Identifies NBC contamination. Limited capability to evaluate data.

177

178 The following table depicts the specialized NBC defense equipment organic to this unit:

179

<b>Detection Equipment</b>	<b>Description</b>
Alarm, Chemical Agent, Remote Sensing, M21	Standoff nerve and blister agent detector. Range is line of sight to 5 km.
NBC Reconnaissance System, M93A1 (FOX)	Vehicle mounted system designed to detect, identify, and mark NBC contamination.

180

181 style="text-align: center;">**Chemical Team LB (Reconnaissance) (Special Forces)**

182

- 183 The Chemical Team LB (Reconnaissance) (Special Forces) is capable of providing:
- 184 • NBC reconnaissance support to Special Forces (SF) units. Uniquely suited for rapid world-
  - 185 wide deployment.
  - 186 • Collects/Identifies/documents NBC contamination
  - 187 • Expertise in enemy NBC systems, employment tactics, techniques, and procedures
  - 188 • Specialized NBC protective equipment
  - 189 • Expertise in friendly, coalition, and allied forces NBC systems, employment tactics, techniques,
  - 190 and procedures.

191

192 style="text-align: center;">**Chemical Team JA (NBC Element)**

193

- 194 The Chemical Team JA (NBC Element) is capable of providing:
- 195 • NBC staff support to augment separate brigades, corps, theater defense brigades, theater
  - 196 armies, and unified commands. Organized to provide staffing for one 12-hour shift. (5
  - 197 personnel).
  - 198 • NBC Warning and Reporting System (NBCWRS) monitoring
  - 199 • Monitoring of NBC assets.
- 200

## Appendix B

### Chemical Team JB (NBC Element)

Capabilities are identical to the JA team, but the unit is organized to provide two 12-hour shifts. (10 personnel).

### OTHER ARMY UNITS

In addition to units that specialize in NBC defense, there are other types of units that are capable of making significant contributions to fixed site NBC defense operations.

The following table provides examples of these types of units and their respective capabilities.

UNIT TYPE	EQUIPMENT	CAPABILITIES
Combat Engineer	Earth Moving Dump Trucks Road Graders Small Emplacement Excavators Cranes 600 GPM pumps 125 GPM pumps Trucks	Capable of providing assistance with terrain decontamination operations (e.g., covering and clearing, as well as decontamination site preparation).  Earth hauling/excavation. Capable of providing significant quantities of potable water.
Quartermaster	Water Purification Water storage tanks Trucks Large Volume Water Tankers	Capable of providing assistance with terrain decontamination operations (water storage and delivery) Water hauling and pumping capabilities.
Technical Escort	TAP Suits M18A2 Chemical Agent Detection Kits	Capable of planning and performing emergency neutralization and subsequent disposal of chemical agents.  Response and neutralization of hazards resulting from chemical accident/incident situations (CAIRA) and nuclear accident/incident situations (NAIRA).  Escorting hazardous cargo/material.
Preventive Medicine Detachments/Staffs	Water Testing Kit, M272. Preventive Medicine Water Quality Control set Preventive Medicine Industrial Hygiene Surveillance Equipment	Capable of conducting surveillance on water sources and supplies for potential NBC contamination and providing recommendations to commanders on techniques for providing safe drinking water under NBC conditions. Conducts surveillance for toxic industrial chemicals (TIC), potential operational facilities/ areas that may produce TIC hazards.



UNIT TYPE	EQUIPMENT	CAPABILITIES
Area Medical Laboratory	NBC agent identification equipment, Endemic/Epidemic disease surveillance and analysis equipment	Provide in theater initial identification of NBC agents. Provides industrial hygiene and occupational health laboratory support on verification of TIC
Veterinary Services	Food quality assurance testing medical set	Provides food surveillance and quality assurance to include potential NBC contamination surveillance.
Aviation	OH 58A/C/D UH-1 UH-60 CH-47	Capable of providing assistance/platforms for the detection of NBC agents. Additionally, UH60 provides platform for LRBSDS.
Explosive Ordnance Disposal	TAP Suits M18A2 Chemical Agent Detection Kits	Capable of detecting, identifying, rendering safe, evacuating, and disposing of conventional, as well as improvised chemical, biological or nuclear weapons.

213  
214  
215  
216  
217  
218  
219  
220  
221  
222  
223  
224  
225

### AIR FORCE

NBC defense in the Air Force is focused on the three key areas of avoidance, protection, and decontamination. All members receive training in basic NBC defense procedures. This training provided by Civil Engineer Readiness Flight personnel consists of classes on Attack Actions, Warning and Reporting, Individual Protective Equipment, Collective Protection, Personal Decontamination, and Contamination Control Procedures. Additionally, Air Wings designate personnel within their units to serve on special teams that support installation NBC defense. These teams, known as Shelter Management Teams (SMT), Contamination Control Teams (CCT), and Disaster Preparedness Support Teams (DPST) provide the base with support in the areas of NBC decontamination, detection, and survey operations. The following table depicts items of NBC defense equipment unique to the Air Force.

Individual Protection Equipment	Description
MCU-2A/P Series Protective Mask	NBC protective mask with single clear urethane lens facepiece and two voicemitter assemblies.
Collective Protection Equipment	Description
Survivable Collective Protection System II	Modular concrete collective protective shelter with integral overpressure and filtration systems..
KMU-450F Building Modification Kit	Overpressure/filtration system for pre-existing structures/buildings.
Detection Equipment	Description
AN/PSR-2 Automatic Liquid Agent Detector	Portable point detector for fixed installations, (e.g., airfields). Detects liquid concentrations of GD, VX, HD, and L.
M90 Chemical Warfare Agent Detector	All-purpose chemical agent vapor detector. Detects vapor concentrations of blood, blister, and nerve agents. Can also be used to monitor contaminated surfaces using intake tubes.
Automatic Mustard Agent Detector	Information TBP
ADM 300 Multifunctional Radiation Detection Instrument w/Probes	Auto-ranging RADIAC instrument designed to detect alpha, beta, and gamma radiation.

## Appendix B

Decontamination Equipment	Description
Fullers Earth	Absorbent powder decontaminant.
Miscellaneous	Description
Multiman Intermittent Cooling System and Voice Enhancers	Impermeable ventilated environmentally controlled protective ensemble designed for personnel involved in aircraft launch operations - sortie generation. Unit is tethered to filter/pressurization component.

### Readiness Flights

The Civil Engineer Readiness Flight is the organization that is responsible for all actions and measures taken to protect air base resources from the effects of attack, natural disasters, and major accidents, as well as restoring these resources following disasters. Additionally, they provide specialized training to SMT, CCT, and DPST members. Readiness Flight is a component of the Prime BEEF Team.

### Prime Base Engineer Emergency Force (Prime Beef) Teams

Comprised of approximately 143 personnel and designed to support an Air Force Wing, these mobile combat support organizations are capable of deploying worldwide on 24-hour notice to meet contingency requirements. The teams consist of highly skilled personnel and are designed to support a wide variety of missions from fire suppression to protecting base resources from conventional, nuclear, biological, and chemical attack. The following table depicts the specialized equipment organic to this unit.

Equipment	Remarks
Power Production	Power generation equipment.
Civil Engineer Control Set	Team checklists for decontamination, fire protection, rapid runway repair, and major accident response.
Structures Sets	Tools and materials suitable for the construction of covers/sheds.
Pest Management Sets	Respirators, Protective Clothing, Vector Control Equipment.
Fire Fighting Clothing Sets	High Pressure/Volume Fire Fighting Equipment, Self-Contained Breathing Apparatuses (SCBA).

### Rapid Engineer Deployable Heavy Operational Repair Squadron Engineer (RED HORSE) Squadrons

Air Force RED HORSE squadrons are mobile, rapidly deployable, self-sufficient units. They are capable of providing airfield and base heavy construction/repair along with the special capabilities of environmental clean-up, hazardous materials/waste spill response. These squadrons consist of approximately 400 personnel and over 1800 tons of vehicles, heavy construction, and support equipment. Organized into three deployment echelons designated RH-1, RH-2 and RH-3, each echelon is unique with its own personnel and equipment. RH-1 units are deployable within 12-hours of notification, RH-2 within 48-hours of notification, and RH-3 within 6-days of notification. The following table depicts the specialized/unique equipment organic to this unit.

Equipment	Remarks
Crane, 15-Ton Loader, Scoop Loader, 2 1/2 yard <sup>3</sup> Excavator	Equipment for support of large-scale decontamination operations/procedures. (e.g., terrain decontamination, sealing, covering, clearing, removing). Equipment to support the establishment

Equipment	Remarks
Rock Drill Crawler Well Drilling Machine Trailer, Light, 6-Ton Sweeper Mixer, Roto (Concrete Mixer) Roller, Vibrating Forklift, 10-Ton Truck, 20-Ton Tractor, IW - 70 Truck, Tractor Truck, 14 yard <sup>3</sup> Trailer, 50-Ton Dozer, T-7 Dozer, T-9 Truck, M35 Crush Trailer Cleaner, Vac	of decontamination sites or modification of existing facilities to support decontamination operations. (e.g., wash racks, rail yards)

255

256

257

258

259

260

261

262

263

264

265

266

267

268

**NAVY**

The Navy does not operate using specialized NBC defense units. Personnel required to function in this area are drawn from existing job specialties. Naval units will generally possess only enough NBC equipment and consumables for their own support. The Navy addresses NBC defense in two primary areas: Units Afloat and Units Ashore. Shipboard units have repair parties and teams capable of conducting limited NBC detection, decontamination, and contamination control operations on-board their assigned vessel. Shore-based units have disaster preparedness teams capable of providing more comprehensive assistance in the form of organized and equipped teams. In addition to these disaster preparedness teams, Naval Construction Forces and their associated engineer equipment may provide assistance with contamination control based on mission priorities. The following table depicts items of NBC defense equipment unique to the Navy.

Individual Protection Equipment	Description
Tetracycline Hydrochloride Capsules	Antibiotic
MCU-2/P Series Protective Mask	NBC protective mask with single clear urethane lens facepiece and two voicemitter assemblies.
MCK-3A/P Protective Mask	Naval aviator NBC protective mask.
A/P22P-9A (V) Above-the-Neck Respirator Assembly	Naval Aircrew protective ensemble consisting of MCK-3A/P mask with hood, facepiece, ventilator, and intercom set.
A/P22P-9A (V) Below-the-Neck Protective Assembly	Naval Aircrew protective ensemble consisting of a chemical liner, undershirt, drawers, socks, footwear covers, cape, gloves and inserts.
Collective Protection	Description
Collective Protection Systems (Ships)	Installed shipboard ventilation/filtration system. Channels filtered air to selected zones.
Detection Equipment	Description
Phosgene Draeger Tubes	Detector tubes used to test for phosgene gas.
AN/PDR-65/AN/PDR-65A RADIAC Set	Gamma radiation detection instrument.
Detector, RADIAC, Dosimeter DT-60C/PD	High range personal dosimeter.
Computer Indicator (Reader) CP-95A/PD	Reader unit for DT-60C/PD.

## Appendix B

Detection Equipment	Description
AN/KAS-1A Chemical Warfare Directional Detector	Shipboard mounted or portable standoff nerve agent cloud detector.
Chemical Agent Point Detection System	Shipboard hard-wired nerve agent detection system.
Dosimeter, High Range Indicating, IM-107 P/D	Tactical dosimeter.
Dosimeter, Low Dose Indicating, IM-9 (H) PD	Laboratory dosimeter.
IM-143B/PD Pocket Dosimeter	Self-indicating, pocket dosimeter. Gamma, total dose. Range 0 - 600 roentgens.
Charger, Dosimeter, PP-4276 (C) PD	Charger for IM-143B/PD. Charges the IM-143B/PD to 0 (ZERO)
Survey Meter, Beta-Gamma, High Range AN/PDR-43	Beta-gamma RADIAC instrument. Measures gamma on three scales 0 - 5, 0 - 50, and 0 - 500 roentgens/hour. Similar to AN/PDR-27 RADIAC instrument.
Decontamination Equipment	Description
Countermeasure Washdown System (CMWDS)	Sprinkler system that provides a moving screen of sea water over the surfaces of the ship.

### Naval Mobile Construction Battalion (NMCB)

Equipment	Remarks
Truck, Dump 15-Ton. Mixer, Concrete Distributor, ASP Distributor, Water (Water Tanker) Roller, Vibrating Dozer Grader, Motorized Loader, 2.5 yard <sup>3</sup> Loader, Scoop Roller, Motorized Scraper Drill, Well Decontamination Kit 500 Gal. (M12A1 PDDA) Crane, Tracked, 35-Ton Crane, Wheeled, 14-Ton Excavator Forklift	Equipment for support of large-scale decontamination operations/procedures. (e.g., terrain decontamination, sealing, covering, clearing, removing). Equipment to support the establishment of decontamination sites or modification of existing facilities to support decontamination operations. (e.g., wash racks, rail yards)

### Naval Construction Force Support Unit (NCFSU)

Equipment	Remarks
Truck, Dump Semi-trailer, Dump Crane, Crawler, 60-Ton Scraper Truck, Tractor Crusher, Rock Loader, Wheeled Dozer Semi-trailer, LB, 35-Ton Paver, Asphalt Roller Crane, Wheeled, 12.5-Ton	Equipment for support of large-scale decontamination operations/procedures. (e.g., terrain decon, sealing, covering, clearing, removing)  Equipment to support the establishment of decontamination sites or modification of existing facilities to support decontamination operations (e.g., wash racks, rail yards)

275  
276  
277  
278  
279  
280  
281  
282  
283  
284  
285  
286

## MARINE CORPS

With the exception of the Chemical Biological Incident Response Force (CBIRF), the Marine Corps does not use structured NBC defense units. USMC capabilities in this appendix are based on unit equipment and individual/collective training. Marines receive training in NBC detection, protection, and decontamination operations. USMC NBC defense personnel include warrant officers (MOS 5702) and NBC Specialists (MOS 5711) who are responsible for manning NBC control centers, training units, and maintaining NBC equipment. Personnel intensive tasks such as unit decontamination and NBC reconnaissance operations are performed as an additional duty by Marines from within the unit. The following table depicts specialized items of NBC defense equipment within the Marine Corps.

<b>Individual Protection Equipment</b>	<b>Description</b>
AR-5 Series Protective Mask	NBC protective mask for aviators fixed and rotary wing.
MCK-3A/P Protective Mask	
Chemical Protective Overgarment (Saratoga Suit)	Two piece CP suit consisting of a jacket with integral hood and trousers. Provide 24-hour CB protection post exposure. Launderable 4 times.
Suit, Contamination Avoidance and Liquid Protective (SCALP)	Inexpensive, lightweight, disposable. Up to one-hour CB protection, post exposure. Worn over BDO or CVC if CPU is worn.
MK-1 Aviator Protective Suit	Marine aviator CB protective suit.
A/P22P-9A (V) Above-the-Neck Respirator Assembly	Marine Aircrew protective ensemble consisting of MCK-3A/P mask with hood, facepiece, ventilator, and intercom set.
A/P22P-9A (V) Below-the-Neck Protective Assembly	Marine Aircrew protective ensemble consisting of a chemical liner, undershirt, drawers, socks, footwear covers, cape, gloves, and glove inserts.
Coveralls, Toxicological Agent Protective, Nylon Twill.	Impermeable CB protective coveralls.
Mark IV Protective NBC Suit.	Two piece flame resistant CB Protective suit.
<b>Collective Protection Equipment</b>	<b>Description</b>
Portable Collective Protection System (PCPS)	Mobile collective protective shelter. Consists of shelter, support kit, and filter. Accommodates 12 to 14 personnel.
Transportable Collective Protection System (TCPS)	Field expedient deployable shelter system. Designed to interface with other shelter systems or operate as a stand-alone system.
<b>Detection Equipment</b>	<b>Description</b>
Individual Chemical Agent Detector (ICAD)	Miniature lightweight, chemical agent detector. Detects nerve, blood, blister, and choking agents.
IM-143B/PD Pocket Dosimeter	Tactical self-indicating dosimeter.
<b>Decontamination Equipment</b>	<b>Description</b>
M280 Decontamination Kit, Individual Equipment (DKIE)	Decontaminating kit designed for decontamination of items of individual equipment (e.g., mask, hood, weapon).

287  
288  
289  
290  
291  
292

## Chemical/Biological Incident Response Force (CBIRF)

The Chemical/Biological Incident Response Force (CBIRF) is the only structured NBC defense unit in the Marine Corps. Comprised of approximately 350 Marines and sailors, the unit is capable of providing NBC reconnaissance, personnel/casualty decontamination, medical support and expert advice through the

## Appendix B

---

293 Electronic Reachback Advisory Group (ERAG). The ERAG is an organization chartered to assist with the  
294 development, training, and operations of the CBIRF. It is composed of eight nationally and internationally  
295 recognized civilian experts in science and medicine. The ERAG is self-contained, self-sufficient, and  
296 rapidly deployable worldwide. The following table depicts the specialized/unique NBC defense equipment  
297 organic to this unit.  
298

<b>Decontamination Equipment</b>	<b>Description</b>
Specialized Shower System	TBP
<b>Detection Equipment</b>	<b>Description</b>
Alarm Chemical Agent, Remote Sensing M21	Standoff nerve and blister agent detector. Range is line of sight to 5 km.
Reconnaissance System, NBC M93A1 FOX	Vehicle mounted system designed to detect, identify, and mark NBC contamination.
<b>Miscellaneous Equipment</b>	<b>Description</b>
Reverse Osmosis Water Purification Units (ROWPU)	Water purification system capable of treating water from any available source. Will remove NBC contaminants. Powered by a 30 kW generator. Production Rate: Seawater source: 600 GPH. Fresh water source: 1800 GPH.

299

### Marine Expeditionary Force (MEF)

300

301

302 The MEF is the Marine Corps principal warfighting organization. It consists of a combination of air, ground,  
303 and support assets. These units can range in size from less than one infantry division to multiple infantry  
304 divisions and aircraft wings. NBC control centers are formed at all levels of command down to  
305 battalion/squadron level, and are manned by trained Marine Corps personnel. The MEF is capable of  
306 conducting NBC detection, reconnaissance, and decontamination operations.

307

308 **Infantry Division - TBP**

309

310 **Force Service Support Group (FSSG) - TBP**

311

312 **Surveillance, Recon, And Intelligence Group (SRIG) - TBP**

313

314 **Marine Air Wing (MAW) - TBP**

315

## ALLIED/COALITION ASSETS

316

317

### General Overview

318

319

320 The fixed site commander must demonstrate the ability to use all available resources to support potential  
321 contingencies. Apart from DOD, the armed forces of most potential allied/coalition partners currently  
322 possess significant quantities of specialized decontamination, detection, and protection equipment as well  
323 as various types of decontaminants. The following tables have been extracted from **Jane s NBC**  
324 **Protection Equipment, 1997 98**. Equipment capability has not been further validated by the USACMLS  
325 or CBDCOM, Aberdeen Proving Ground, MD. The tables provide a categorized list of equipment by  
326 selected country.

327  
328  
329  
330

## North Atlantic Treaty Organization (NATO)

## CANADA

<b>Individual Protection Equipment</b>	<b>Description</b>
Protective Coverall	One piece garment with attached hood worn in place of combat uniform.
ACTON NBC lightweight overboots	Used in Australia, UK. Lightweight CP overboots.
NBC overboots, Mark 5	Used in Australia, UK. CP overboots.
<b>Collective Protection Equipment</b>	<b>Description</b>
ARO Aircrew Respirator System	In production.
ARO Ventilated Respirator System (VRS)	Vehicle-mounted, variable-speed filtration system.
<b>Detection Equipment</b>	<b>Description</b>
DRES Chemical Agent Detection System	CAM network (up to eight) with central control station and monitoring stations remoted to 4 km.
Detector Kit, Chemical Agent (C-2)	Detects/Identifies G and V series nerve agents, blood agents, and choking agents. Kit contains M8 detector paper. Similar to US M256A1
Chemical Agent Liquid Detector Paper - 3-way M-8 and M-9	Detects/Identifies G and V series nerve, and H series blister agents.
Detector, Chemical Agent, Nerve Vapor	Nerve agent vapor detector.
Detector Kit, Chemical Agent, M256A1	Same as US M256A1
RADIAC Set, Remote Monitoring, and Alarm, AN/FDR-502(V)	Sensor networked gamma detector for fixed or semi-fixed installations. Detects gamma at 1 - 5000 rad/hour.
Radiacmeter, IM-5016/PD	In service with Canadian Armed Forces. Detects and measures gamma radiation. Displays readings in rad/hour on analog dial from (1 to 10 rad/hour).
Radiacmeter, IM-108S/PD	Gamma radiation detector measuring gamma at 0 - 500 rad/hour.
Radiation Monitor and Automatic Alarm, AN/GDQ-3	Gamma radiation detector network for fixed or semi-fixed sites. Measures gamma at 1 - 5000 rad/hour.
Gamma Survey Meter, Model 189	Measures X-ray and gamma radiation.
<b>Decontamination Equipment</b>	<b>Description</b>
NBC-DEWDECON-2L Decontamination Device	2-liter DS2 application device. Similar to US M11.
NBC-DEWDECON-3L Decontamination Device	In service with Australia, Canada, Saudi Arabia, and other nations. 3-liter DS2 application device, pressurized by hand or air compressor.
NBC-DEWDECON-20L Decontamination Device	Australia, Saudi Arabia, and other nations. 20-liter pressurized device for C8-C decontaminant or optional DS2 decontaminant application.
NBC-DEWDECON-M Decontaminant Mixer/Dispenser	Decontaminant mixer/dispenser with high pressure water system.
NBC-DEWDECON-PERS Emergency Response Personnel Decontamination Kit	Civilian police, fire fighters, ambulance crews, and civil defense teams. For general decontamination of nerve and blister agents.
Skin Decontaminant Lotion	Neutralizes mustard, nerve agents, and lewisite on contact.
<b>Miscellaneous</b>	<b>Description</b>
Carleton NBC belt-mounted respiratory system	Battery-powered positive-pressure system designed for use with the C4 protective mask.

## Appendix B

Miscellaneous	Description
Zenon Advanced Double Pass Reverse Osmosis Water Purification Unit (ADROWPU)	Self-contained large volume water purification unit capable of processing NBC contaminated water. Relies on integral 40 kW diesel power generator.
NBC-DEWPRO-TEK Protective Material	NBC protective material for covering supplies and equipment. Resists liquid mustard penetration for a minimum of 24-hrs.

331  
332  
333

### FRANCE

Individual Protection Equipment	Description
Giat NBC Hood for Civilians	Protects face and respiratory tract from chemical agent vapors.
NBC Protective Suit, Model S3P	Used in Swiss Army also. Two piece CP overgarment system.
Protective Coverall, Model T3P	French Air Force air and ground crews. One piece CP coverall system with integral hood.
NBC/F Protective Coverall	Tank and helicopter crews. Similar to T3P w/o hood.
Paul Boy'e Tropical NBC Combat Suit	In production for the French Army. Two-piece lightweight CP overgarment system with integral hood.
Paul Boy'e Lightweight Decontamination Suit	Lightweight one- or two-piece suit. Reusable after up to 4 to 5 decons.
Bachmann, Model 63, Disposable NBC Suit	Full-length outer garment, gloves, head cowl, overboots, and spare gloves. Designed for short-term emergency use.
Bachmann, Heavy Duty NBC Decontamination Suit	Heavy-duty butyl-based fabric.
Collective Protection Equipment	Description
AMF 80 Modular NBC Shelters	Canadian Forces Europe. Prefabricated shelter capable of housing up to 60 occupants. Comprised of 2 and 2.5 meter diameter modules connected by neoprene joints. Usually constructed in a trench and covered by a layer of earth. Self-supporting for 7-days.
AP 60 Modular Semi-hardened Shelter	Similar to AMF 80 but self-supporting for 48-hours.
Bachman NBC Shelters	NBC shelters typically for field repair facilities. Capable of accommodating vehicles or aircraft.
TMB Collective NBC Protection Tent	Personnel shelter, impermeable for up to 24-hours, positive overpressure and filtration system.
FMGC High Capacity, Composite Filter	Filtration unit for collective protective shelters.
Sofiltra-Poelman NBC Filters	NBC Filter unit.
Giat NBC Filtering and Pressurization Unit for Soft-Skin Structures	Filtration/Pressurization unit for soft skin structures and mobile shelters.
Giat NBC EVATOX emergency evacuation kit.	Kit designed for evacuation of the public from an area with a known toxic atmosphere. Contains 1000 protective respiratory hoods for adults and children as well as 7 infant protection systems.
Detection Equipment	Description
PROENGIN Portable Contamination Monitor, AP2C Chemical Detection Unit for Fixed Installations (ADLIF)	Similar to US Chemical Agent Monitor (CAM) Point detector for G, V and H series agents.
Giat NBC Chemical Detection Control Kit (TDCC)	Can detect most nerve, blood, and choking agents.



Detection Equipment	Description
Giat NBC Toxic Agent Detection and Identification Kit	In production. Detects toxic agents in atmosphere or on materials.
Giat NBC Detalac mle F1 and mle F2	mle-Model. Point nerve agent detection system. Similar to US M8A1.
Giat NBC DET INDIV mle F1 Individual Nerve Agent Detector	Individual nerve agent detection system for G series agents.
Gait NBC Adhesive Detector Paper, PDF1	Similar to M8 paper with adhesive backing.
Decontamination Equipment	Description
Chemical Decontamination Glove mle F1	Personal decontamination device for skin, clothing, and equipment.
Giat NBC Decontamination Appliance, Emergency, 2.5-liters	Similar to US M11.
ACMAT UMTH 1000 Vehicle-Mounted Decontamination System	Vehicle-mounted decontamination system, with equipment platform, fixed hydraulic equipment, motorized pump, 3000-liter water tank, and a removable hot water/steam generator. Air-transportable by C-130 aircraft.
Miscellaneous	Description
NBC Casualty Bag	NBC protective bag with air filter generator. Provides casualty protection for up to 8-hours.
Giat NBC ventilated casualty hood.	Transparent NBC protective hood for casualties.
Giat NBC individual survival kit.	Fabric wallet containing various detector papers, nerve agent vapor detectors, decontamination gloves, pyridostigmine pre-treatment tablets, and two to three MultiPen or ComboPen, autoinjectors.

334  
335  
336

**GERMANY**

Individual Protection Equipment	Description
Helsa-Werke NBC Facelet	Used during rest or stand-by periods when full protection is not necessary.
Helsa-Werke NBC Protective Clothing	Used by Norway, Sweden, Germany and some Middle East Forces. Integral hood, jacket, overtrouser, overboots, and gloves.
Karcher Combat Suit with Integrated NBC Protection System, Safeguard 3002	Used by Saudi Arabia and several other Middle East countries. Integral hood, jacket, and trousers. Worn in place of combat uniform.
Karcher Flying Suit with Integrated NBC Protection System, Safeguard 3002/A	Fire resistant NBC protective garment.
Karcher Impermeable NBC Suit, Safeguard 6004	One-piece, gas-tight, full protective suit with integrated boots and mask.
Collective Protection Equipment	Description
Karcher SPS 2000 long-term conservation system	Used in Saudi Arabia. Dual tent storage system consisting of an inner and outer tent and a dehumidifier. Designed for storing equipment in a humidity-controlled environment.

337

## Appendix B

338

<b>Detection Equipment</b>	<b>Description</b>
Honeywell-ELAC Chemical Agent Detection System, A2	Personal and point detection/alarm unit for nerve, blood, blister, and choking agents. Adaptable for fixed site networks.
Honeywell-ELAC Mustard Module	Used by Austrian Armed forces. Used with US M43A1 detector to detect blister, blood, and choking agents.
MM-1, Mobile Mass Spectrometer	Used by Israel, Thailand, Turkey, and the US. Detects chemical agent vapors and liquids. Incorporated in US Army and Marine Corps M93A1 NBC Reconnaissance Systems (FOX).
Transportpanzer-1 'Fuchs' NBC Reconnaissance Vehicle	US, British, and Israeli forces. See US M93A1 NBC Reconnaissance System (FOX).
<b>Decontamination Equipment</b>	<b>Description</b>
Mobile NBC Decontamination Semi-trailer	Mobile decontamination facility for equipment and clothing. Items are processed on conveyor belt thru a series of heat, steam, decontaminant application, and rinsing processes. All contaminated run off is contained in integral tanks. Water is supplied by internal 800-liter tank and for long-term operations, by a water tanker vehicle via hoses.
Karcher Material, Terrain, Personnel Decontamination System (2 Trucks)	Used by Austrian forces. Two truck system. One for decontamination of material and terrain. One for decontamination of personnel and personal equipment. Each vehicle has its own integral 2000-liter water tank.
Karcher Decojet Decontamination System	Used by French, Middle East, and Portuguese forces. Mobile, self-contained, vehicle-carried, frame-mounted decontamination system with integral 200- and 435-liter water tanks. Capable of decontaminating personal, equipment, material, and clothing.
Karcher Decojet-trailer Decontamination System	Used by Australia, Austria, Portugal, Middle East, and some countries in North Africa. Mobile decontamination system mounted on a 4-ton trailer. Provides personal, equipment, material, clothing, terrain, and building decontamination capability.
Karcher DECOCONTAIN Decontamination System	Used by Portuguese Air Force. Self-contained, complete decontamination system for vehicles, aircraft, personnel, terrain, clothing and equipment. Also capable of processing water contaminated by NBC agents into drinking quality water.
Karcher DT60 Decontamination Tent	Double-walled tent comprised of inflatable tubular frame with integral air compressor.
Karcher Decontamination Tent	Decontamination tent with inflatable frame.
Karcher C8-DADS Direct Application Decontamination System	Used by Australia, Austria, Egypt, France, Taiwan, Thailand, NATO Headquarters. DADS- Direct Application Decontamination System. Capable of mixing and applying decontaminant solution. Used in terrain, vehicle, and aircraft decontamination operations. Similar to US M17 LDS.

Decontamination Equipment	Description
Karcher MPDS Multipurpose Decontamination System	Used by Austria, Australia, NATO Headquarters, Portugal, and countries in the Middle East and North Africa. High pressure steam cleaning system in a light metal frame. Similar to US M17 LDS.
Karcher Portable Lightweight Decontamination System DS 10	Used by Austria, Belgium, Norway, Sweden and countries in the Middle East. Ten-liter pressurized decontaminant mixer/applicator. Similar to US M13 DAP.
Karcher HDS 1200 EK Pressure Steam Jet Cleaner Unit	In use by 40 Armed Forces worldwide. Steam cleaner.
Karcher SCS 1200 DE Lightweight Decontamination System	Used in Africa, Europe, and US. Frame-mounted steam cleaner modified for military use. Used to decontaminate vehicles, equipment, aircraft and personnel. Similar to US M17 LDS.
Karcher SCS 1800 DE Decontamination System	Used in Europe. High performance, self-contained, decontamination module. Used for mixing and applying decontaminant solutions.
Karcher Decontamination Accessories: MPS 3200 Motor Pump Set; Field Shower Unit; Showerjet 15 Collapsible Water Tank 2500-Liters	MPS 3200 - NATO Headquarters, Australia, Austria, Portugal, and some North Africa and Middle East countries. Field Shower Unit and Collapsible Water Tank - several countries. Showerjet 15 - UK and New Zealand. MPS 3200 - Motor Pump Set. Used for water application, seawater resistant. Field Shower Unit - Two-stage shower unit for personnel decontamination. Showerjet 15 - Capable of decontaminating up to 15 personnel simultaneously when attached to Karcher MPDS, HDS 1500D or HDS 1200 hot water high pressure modules. Collapsible Water Tank - 2500-liter capacity.
Karcher Decontamination and Cleaning Agents: RM 21 RM 31 RM 32 RM 35 RM 54 Calcium Hypochlorite-C8 C8 emulsion component TDE 202	In use worldwide. RM 21- Liquid personnel decontamination solution. RM 31- Liquid alkaline agent for cleaning unpainted surfaces. RM 32- Liquid alkaline cleaner for industrial applications. RM 35- Disinfecting cleaner for industrial applications. RM 54- Foam cleaner for sensitive weapon systems. Calcium Hypochlorite-C8 - Decontaminant powder with 64% available chlorine. C8 emulsion component - A mixture of tetrachloroethylene and emulsifier PTC 2000. A component of Munster emulsion. TDE 202 - Decontaminant emulsion that is effective on all known chemical warfare agents and mixtures of agents.
Karcher Hot Air Generator FB 60 E	Used by Australian and US forces. Hot air decontamination device.
OWR DEKON Decontamination System	Mobile decontamination system consisting of the following five basic components: DETECT 1000 - Air-conditioned, overpressurized, compartmentalized shelter containing NBC detection, communications, and decontamination equipment.

## Appendix B

Decontamination Equipment	Description
	<p>DEKON 2000 - Decontamination disaster protection vehicle capable of operating independently. Used for personal and equipment decontamination as well as providing contamination-free drinking water.</p> <p>SHOWER 3000 - Capable of providing personnel showers for up to 3500 individuals in 24-hours. Associated equipment is a collapsible 5000-liter water tank.</p> <p>WASH 4000 - Field laundry unit.</p> <p>MOBILE WORKSHOP 5000 - Van with spare parts for maintenance of the complete system.</p>
OWR DEKON Trailer 6000	Trailer-mounted decontamination device for personnel, equipment, and terrain decontamination. Integral 1000-liter water tank and portable 1000-liter water tanks. Can mix and apply decontaminant solutions.
OWR DECOFOG III Decontamination System	Portable decontamination system which dispenses decontaminant solutions in a fine mist. Normally used with GD 5 decontaminant. GD 5 has same decontamination efficiency as DS2 but not as corrosive.
OWR CLEAN 6000 G Decontamination Unit	High pressure cleaner/steam jet device.
OWR CLEAN 7000 G Decontamination Unit	High pressure cleaner/steam jet device with decontamination module.
OWR DEDAS 100 Decontamination Unit	DEDAS - Decontaminating Emulsion Direct Application System. Device used for the continuous production of decontaminate solutions and emulsions.
OWR DRESS DEKONT 8000	Mobile disinfectant and drying unit for NBC protective suits.
OWR Multipurpose Decontamination System, MPD 12 and PD 12	Used for decontamination of personnel, equipment, vehicles, aircraft, and terrain. Incorporates a shower unit, steam jet cleaner, 1400-liter aluminum water tank, and 1000-liter flexible tanks. Normally carried as a container on a vehicle but can be transported by helicopter.
INDECON Integrated Decontamination System	An integrated, containerized decontamination system. Used for decontamination of vehicles, equipment, personnel, and structures.
NBC Decontamination Truck	Standard NBC decontamination truck. Used for terrain and equipment decon. Comprised of a pump, heater, and decontaminant mixer units as well as two 1500-liter water tanks. Similar to US M12A1 PDDA.
Miscellaneous	Description
Marking Set, Contamination, Nuclear, Biological, Chemical (NBC)	Used by the US Army. Same as US NBC Marking Set.
Helsa-Werke casualty bags	CB protective bag for casualties with integral air blower and filter canisters.
Karcher Mediclean units	Device designed to pre-clean wounds or areas of body contaminated with NBC agents.
Atropine Aerosol Spray (AAS)	Alternative to atropine injection. Allows user to administer via nose or mouth.

## ITALY

Decontamination Equipment	Description
Cristanini SANIJET C 921 Decontamination System	Also used by French, Spanish, US, and Korea. Self-contained decontamination device powered by air-cooled diesel engine. Similar to US M17 LDS.
Cristanini SANIJET 3000/3 Containerized Decontamination System	Compartmentalized container designed to provide personnel and garment decontamination within the structure and vehicle decontamination outside via external hose reels.
Cristanini Trailer C 90-120/2 MIL Decontamination System	Used by some NATO forces. Trailer-mounted decontamination system for vehicle, equipment, personnel and terrain decontamination.
Cristanini Decontamination and Shower Tent	Tubular frame, PVC, fabric decontamination tent.
Cristanini SANIJET Gun	Specialized gun assembly that allows descaling, decontaminant application, and rinsing to be accomplished from a single hose.
Cristanini BX 24 SPECIAL Decontamination Product	Decontaminant packaged in cartridges for use with the SANIJET Gun.
Tirrena Small Decontamination Set, SDS T 155	Small fire extinguisher-type device used to dispense DS2 decontaminant. Similar to US M11.

## UNITED KINGDOM

Individual Protection Equipment	Description
NBC Poncho	CP protective poncho with charcoal kilt and integral hood.
Defender CB Mark 1 Civilian Suit	Civilian Chemical Protective (CP) suit available in five sizes. Designed to be worn over clothing and footwear. Configured as a one-piece coverall with integral hood.
Bondina Civilian NBC Protective Suit	Civilian version of British NBC suit. Supplied as a two-piece ensemble comprised of hood, smock, and trousers or one-piece coverall.
Wescare Lightweight NBC Survival Suit, Model No 100	Lightweight three-piece CP suit with integral respirator.
Wescare Lightweight NBC Survival Suit, Model No 101	Lightweight two-piece CP suit without integral respirator.
Complete NBC Kit, Civilian, Lightweight	Civilian lightweight CP kit consisting of garments and equipment in a suitcase. Comprised of oversuit, inner two-piece protective garment, full-face respirator with filter canister, industrial rubber boots, inner cotton and outer rubber garments, mask demisting pack, decontamination powder, and an instruction handbook.
Complete NBC Kit, Civilian, Heavy Duty	Civilian Heavy Duty CP kit consisting of garments and equipment in a suitcase. Comprised of oversuit, inner two piece protective garment, full-face respirator with filter canister, industrial rubber boots, inner cotton and outer rubber garments, mask demisting pack, decontamination powder, and an instruction handbook.
Heavy Duty Outer Suit	One-piece heavyweight chemical resistant and flame retardant oversuit designed primarily for civilian use.

## Appendix B

<b>Collective Protection Equipment</b>	<b>Description</b>
NBC Liners Models GP120/GP240	Chemical resistant tent liners constructed of butyl coated nylon fabric. Portable NBC filtration unit provides pressurized filtered air.
<b>Detection Equipment</b>	<b>Description</b>
Chemical Agent Monitor (CAM)	Same as US CAM.
GID-2 Fixed Chemical Agent Detection System	Some NATO navies. Fixed detection system for vehicles, ships and buildings. Capable of detecting nerve and blister simultaneously.
GID-3 Graseby Ionics Detector	Designed to detect nerve and blister agents as well as monitor the effectiveness of vehicle collective protection systems. Detectors can be networked to form a perimeter defense.
Nerve Agent Immobilized Alarm and Detector (NAIAD)	Used by Portugal and Spain. Automatic alarm system comprised of a detector and alarm unit. Responds to nerve and blood agents. Similar to US M8A1.
Detector Kit Chemical Agent Residual Vapor No 1, Mark 1	Squad level detection kit for nerve and blister agents. Similar to US M256A1.
<b>Decontamination Equipment</b>	<b>Description</b>
Decontamination Kit, Personal No 1, Mark 1	Personal decontamination kit comprised of pads containing Fullers earth. Similar to US M13 individual decontamination kit.
Decontamination Kit, Personal No 2, Mark 1	Personal decontamination kit consisting of a 113-gram dispenser of Fullers earth.
Decontamination, NBC, Apparatus, Portable, No 2 (DAP 2)	Designed for decontamination of vehicles and equipment. Consists of pump, hoses, and brushing wand. Similar to US M13 DAP.
Decontaminant Chemical Agent XL1E1	Issued in a kit that contains specific reagents for persistent chemical agents.
WDL Dual-Purpose Decontamination and Large Area Screening System	Dual-purpose decontaminant application and smoke screening system. Capable of dispensing hot air and water as well as mixing decontaminates.
Portaflex 300 Decontamination Shower Unit	Designed for personnel decontamination.
<b>Miscellaneous</b>	<b>Description</b>
Pearson Pathfinder Marking Device	In service with the British Army. Automatically marks boundaries of areas such as minefields, and NBC contaminated terrain. Can be attached to any vehicle. Fires aluminum rods via compressed air.
Chemical Agent Resistant Material (CARM)	A two-layer chemically resistant polyethylene material used to protect personnel, supplies, and equipment from liquid agent contamination.

## Other Treaties/Alliances or Neutralities

## ISRAEL

Individual Protection Equipment	Description
NBC Mask No 10A1 (Children 8-12 years)	Protective mask for children. Has drinking system and voicemitter.
NBC Mask No 30 (General Use)	General use protective mask with voicemitter.
NBC Mask No 33 (General Use)	General use protective mask with drinking system, voicemitter and right-handed canister option.
Civil Defense Hood	Hood with transparent face panel and battery-powered forced ventilation system.
NBC Disposable Protective Clothing	Clear disposable three-layer transparent protective clothing. Consists of trousers and jacket with hood.
SUPERGUM NBC Protective Clothing	Emergency protective clothing for military and civilian applications. Available in sizes for adults and children. Comprised of jacket, trousers, gloves, footwear covers.
NBC Protective Garments, Lightweight, Type EC-UF-222	CP overgarment system with nylon outer shell.
NBC Protective Garments, Standard, Type EC-GF-231	CP overgarment system with cotton outer shell.
Collective Protection Equipment	Description
Elbit Multipoint Gas Monitor (MGM)	Continuous air quality monitoring system capable of analyzing air from up to 24 remote sampling points. Can be upgraded to incorporate meteorological and hazard assessment software.
SHALON collective NBC filtration systems	NBC filtration systems built to Israeli civil defense specifications. Each unit is comprised of a washable synthetic foam pre-filter, NBC gas particulate filter, fan unit, flowmeter, and overpressure valve. Units are available for 12, 25, 50, and 100 person shelters.
Detection Equipment	Description
CHASE Chemical Agents Sensor	In service with the Israeli Defense Forces. Chemical agent detection device capable of detecting G and V nerve and H series blister agents. Can be configured for either vehicle or manpack operation.
RAFAEL CHAMP Chemical Agent Detector	Hand-held detector unit capable of detecting nerve, blood, and blister agents.
CDK chemical detection kit	Simplified reliable chemical detection kit designed for use by non-specifically trained personnel. Detects nerve and blister agents displaying positive results as a color change.
Elbit Alarm and Power Remote - Control Unit (APCU) for M43A1.	Device that interfaces the M43A1 alarm with communication systems providing audible and visible alarms.
Decontamination Equipment	Description
DP-2 decontamination powder	Homogeneous, finely ground powder decontaminant for skin and personal equipment.

347  
348  
349  
350

351

352  
353

**SWEDEN (Neutral)**

<b>Individual Protection Equipment</b>	<b>Description</b>
New Pac Lightweight Disposable C - Cover Dress S/91	Used in Austria, Sweden, Denmark, and Finland. Lightweight CP ensemble consisting of jacket with integral hood, trousers with integral footwear covers and gloves.
New Pac Disposable C - Cover Dress S/89	Used in Sweden. Transparent, disposable full-body CP cover with footwear covers.
New Pac C - Cover Poncho, N/60	Used in Norway. CP poncho.
New Pac C - Cover Poncho, N/90	Used in Norway. CP poncho.
Combat Suit 90	Used in Sweden. CP suit consisting of jacket with integral hood, trousers and overboots. Worn in place of combat uniform.
<b>Collective Protection Equipment</b>	<b>Description</b>
Trellsystem chemically hardened hospital tent system.	Inflatable, chemically hardened hospital tent with overpressurization, filtration, and air conditioning.
<b>Detection Equipment</b>	<b>Description</b>
CW Detection Device	Small enzyme based detection device produced in two variations. One for nerve agents and one for mustard.
<b>Decontamination Equipment</b>	<b>Description</b>
Hot Air Unit, VA-8	Decontamination device that generates super heated air for uniform/equipment decontamination.
Cargo mobile decontamination station	Mobile decontamination station built on a trailer chassis. Comprised of an extending tent with three sections, 500-liter water tank, pump unit, heating unit and wastewater collection system. Used for personnel decontamination.

354

**COVERS**

355

356

357

358

359

360

361

362

363

364

365

366

367

368

369

370

371

372

373

374

375

**The use of buildings and covers to protect supplies and equipment can provide significant benefits to the fixed site commander.** Limiting the exposure of these items to NBC agents reduces the hazard, and subsequently the need for decontamination. As a general rule anything that provides a barrier between the items of concern and the environment will provide some degree of protection. Currently there are NBC protective covers (NBC-PC) available as Common Table of Allowance (CTA) items. These covers are specifically designed to provide a 24-hour barrier from liquid agent contamination.

Covering can also be accomplished with items as basic as canvas tarpaulins and plastic sheeting, or as elaborate as Large Area Maintenance and Tactical Aircraft Shelters. The following table depicts some examples of material and equipment that may be available to the fixed site commander for this purpose. These items generally provide protection from liquid agent hazards, however those with integral overpressure/filtration systems additionally provide vapor hazard protection. In all cases a significant degree of protection will be afforded to the personnel, equipment or material, either covered or contained within.

**Note: Caution should be exercised when using commercially available protective covers/material in place of military issued covers. These items may not possess the multispectral camouflage qualities of their military counterpart and would subsequently be subject to detection by enemy acquisition systems.**



376

ITEM	REMARKS
ROWPU Cover	Lightweight flexible fabric for covering ROWPU. Puncture, crack, and tear resistant will prevent liquid agent penetration for a minimum of 24-hours.
Large Area Shade System (LASS)	Fabric, field depot, 210 feet x 210 feet x 18 feet
Large Area Maintenance Shelter (Clamshell)	Aluminum framed PVC coated fabric shelter, 192 feet x 75 feet x 31 feet
Tactical Aircraft Shelter (TAS)	Aluminum box frame PVC coated fabric shelter with clamshell opening at each end, 100 feet x 64 feet x 27 feet. Has air conditioning and heating ductwork.
Tent Extendable Modular Personnel (TEMPER)	Modular aluminum framed fabric tentage system, (8 feet x 20 feet x 10 feet.
Modular Command Post System (MCPS)	Aluminum framed PVC coated fabric tent, 11 feet x 11 feet x 9' feet. (Effort is underway to develop a chemically hardened version as part of a pre-planned product improvement (P <sup>3</sup> I)).
Modular General Purpose Tent System	Replacement for current General Purpose Tents; Pole or frame support system fabric tent. Extendable to any length required by adding modules, 54 feet x 18 feet x 14 inches.
Chemically and Biologically Protective Shelter (CBPS)	Protective shelter system constructed of flouropolymer/aramid laminate fabric that provides liquid and vapor protection and is readily decontaminable. Integrated with a Field Litter Ambulance (FLA), M1097 HMMWV, 300 square feet fully integrated. Also contains a 10 kW tactical quient generator on a high mobility trailer.
Modular Chemically Hardened Tent	Multipurpose frame supported collective protection tent. Tent fabric is flouropolymer/aramid laminate. Features four interchangeable removable walls. Individual tent covers 121 square feet.

377

378

379

380

381

382

383

384

385

386

387

388

389

## GOVERNMENT/NON-GOVERNMENT ORGANIZATION ASSETS

Agencies or organizations that may or may not be government affiliated may be capable of providing assets to the fixed site commander in either materials or assistance. Examples of these agencies or organizations includes but is not limited to:

- United Nations Peacekeeping Forces
  - Source of trained personnel, equipment, and materials
- World Health Organization
  - Source of medical assistance teams
- International Red Cross/Red Crescent Societies
  - Source of materials, manpower, and equipment.

## HOST NATION ASSETS

390  
391  
392  
393  
394  
395  
396  
397  
398  
399  
400  
401  
402  
403  
404  
405  
406  
407  
408  
409  
410  
411  
412  
413  
414  
415  
416  
417  
418  
419  
420  
421

In addition to the resources available through military supply channels, assets may be available from the host nation. Use of these facilities will not only reduce turn around time, but will also alleviate some of the burden placed on military logistics channels. Examples of these include, but are not limited to:

- Local Police Departments  
Source of trained personnel for refugee handling, maintenance of civil order, security operations, traffic control
- Local Retail Centers  
Source of covers, expendable supplies, decontaminants
- Local Fire Departments  
Source of high-pressure water dispensing equipment, hoses.

**Note: In some countries local fire departments are outfitted with equipment packages to support evacuation of the public from toxic areas. (e.g., French Fire Brigades)**

- Local Water Department  
Source of large quantities of water
- Local Sanitation Department  
Source of trained personnel to handle disposal of non-persistent materials and hazardous waste
- Environmental Control Office or similar agency  
Source of trained personnel to assist in monitoring, reduction, and disposal of hazardous material and waste
- Civil Defense Agencies  
Source of trained personnel, detection equipment, and materials
- Water Treatment Plants  
Source of decontaminants
- Local Construction Companies  
Source of earth moving equipment, materiel-handling equipment, construction materials
- Multi-National Corporations  
Potential source of many assets

# APPENDIX C

## VULNERABILITY ANALYSIS AND MITIGATION

---

1  
2  
3  
4  
5  
6  
7  
8  
9  
10  
11  
12  
13  
14  
15  
16  
17  
18  
19  
20  
21  
22  
23  
24  
25  
26  
27

### OVERVIEW

Vulnerability analysis is the continuous, systematic estimating of friendly consequences from threat NBC attacks. The overall methodology includes IPB, risk assessment, and vulnerability analysis with associated mitigation measures. This appendix provides a “how to” approach for risk assessment and a discussion on vulnerability analysis that allows the commander to determine his/her units vulnerability and how to reduce that vulnerability.

### RISK ASSESSMENT

The charts (figures C-1 to C-3) on the following pages describe the risk assessment process designed to aid the commander and staff in determining force risk levels and the minimum recommended steps to reduce the NBC risk. Follow these basic steps when using the risk assessment charts:

- Enter the chart at “Start Here”.
- Answer the main question in the shaded box by considering subordinate questions/answers underneath it.
- If the answer to any question below the shaded box is a “yes,” then the shaded box answer is “yes.”
- Go to the next lower box and repeat the process.
- If the answer to a shaded box question is “no,” read the risk assessment to the right.
- Read to the right to determine the minimum recommended procedures to reduce risk.
- Complete the assessment by writing the assessed risk level in the risk assessment box at the bottom of the page.

Commanders and staffs should modify these charts as they identify additional questions and mitigation measures based on mission specific situations.

# NUCLEAR RISK ASSESSMENT

Select YES if one or more boxes are checked

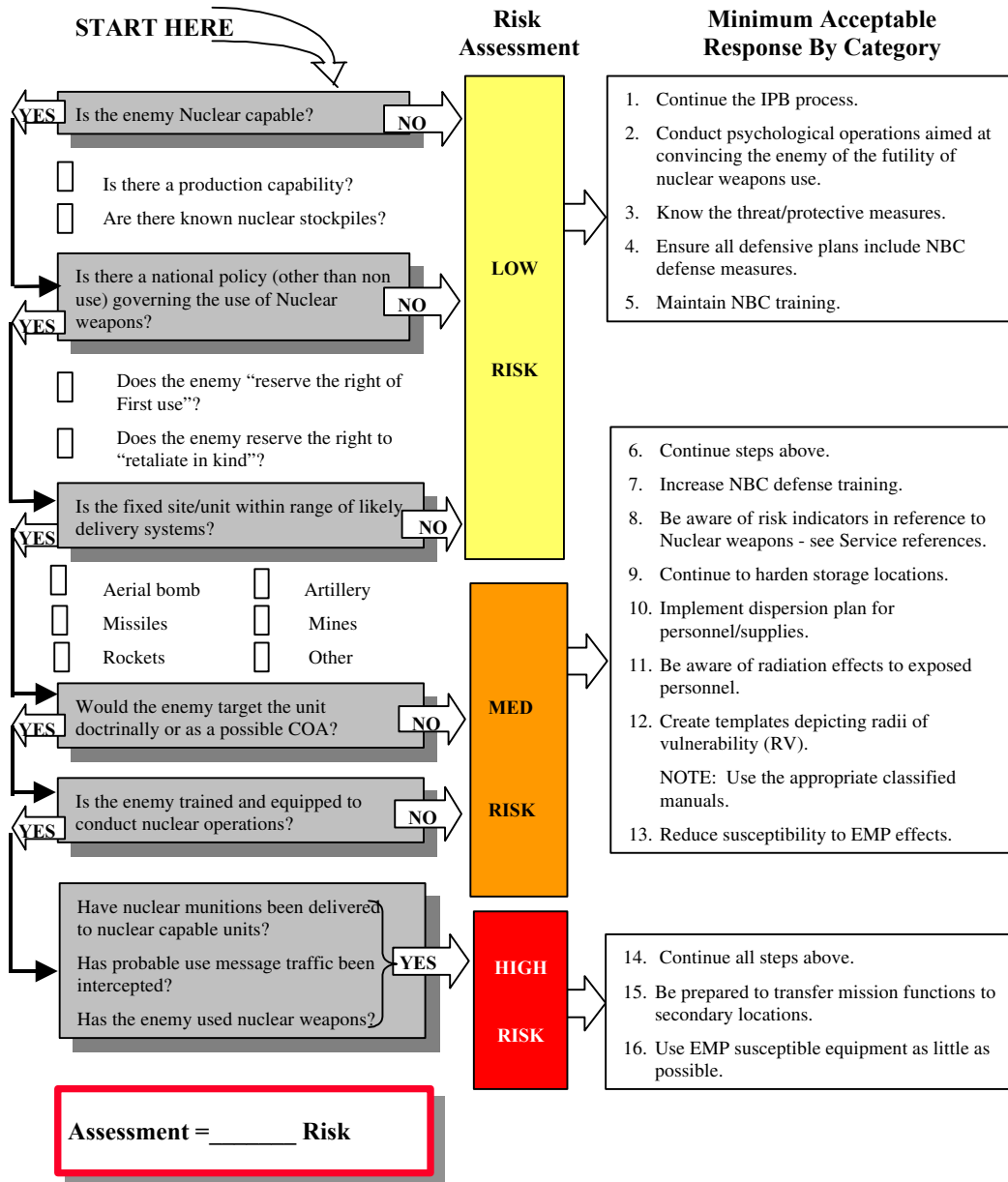


Figure C-1. Nuclear Risk Assessment

# BW RISK ASSESSMENT

Select YES if one or more boxes are checked

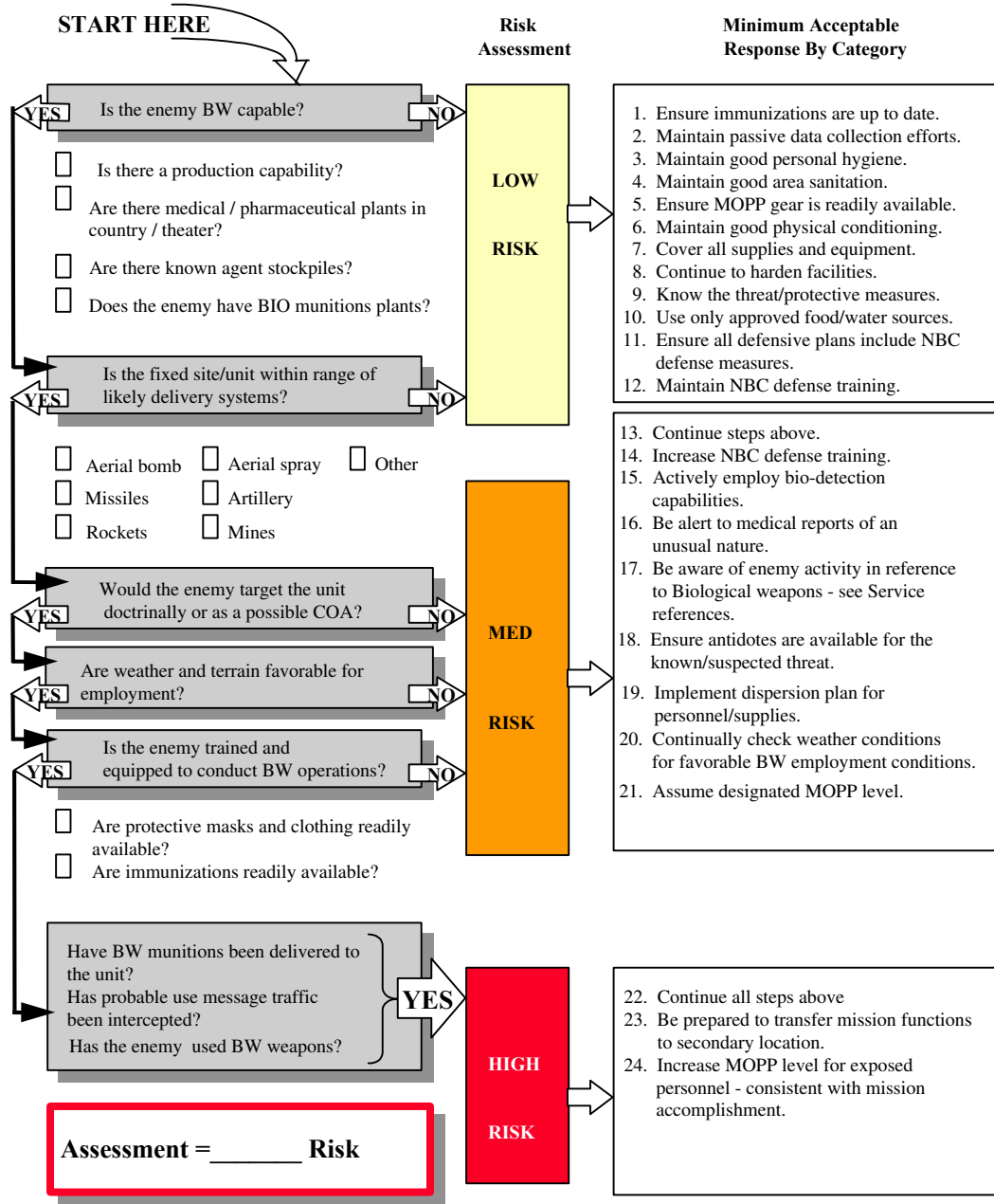


Figure C-2. Biological Risk Assessment

# CHEMICAL RISK ASSESSMENT

Select YES if one or more boxes are checked

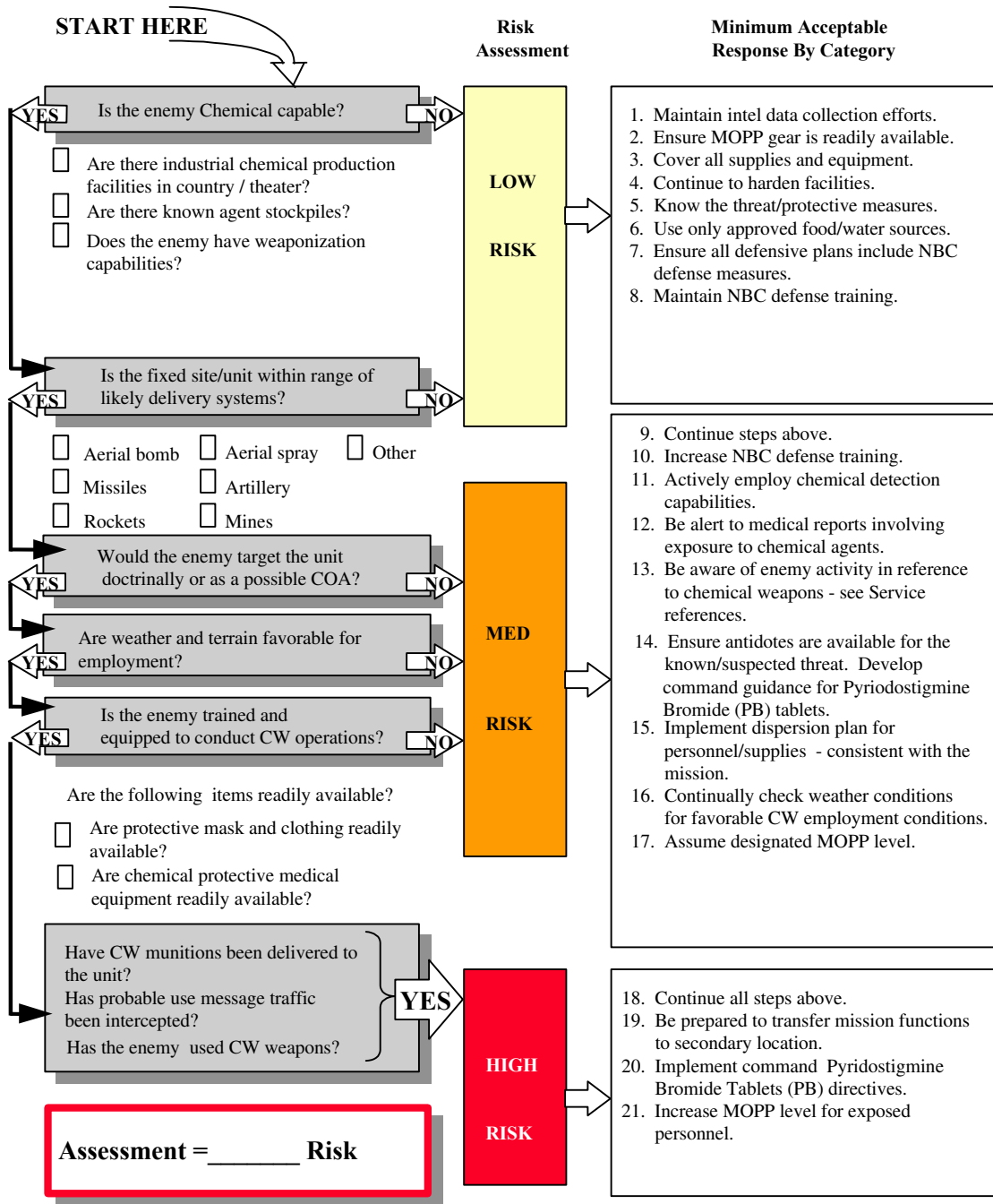


Figure C-3. Chemical Risk Assessment

### NUCLEAR VULNERABILITY

To assess a unit's vulnerability to nuclear attack, the commander determines the unit's NBC defense protection level and the type and size of weapon likely to be employed by the enemy. The commander then weighs various courses of action (COA) to determine which COA allows for mission accomplishment at an acceptable risk.

When addressing unit vulnerability to nuclear weapons employment, consider; blast or shock wave, thermal radiation or heat, initial or prompt radiation, and residual radiation (fallout), and EMP effects. The potential exists for an enemy to employ a weapon which produces only one of these effects; e.g., radioactive dust particles, EMP. Therefore, assess vulnerability to each effect, not just the greatest effect.

A nuclear explosion's biological effects are measured according to the amount of radiation (centigrays) to which personnel are exposed. For the biological effects of radiation in man refer to Table A-2, FM 3-3-1/FMFM 11-18, *Nuclear Contamination Avoidance* or appropriate Service publication.

Two techniques to evaluate unit vulnerability to nuclear detonations are:

- A technical approach in which unit dispositions are compared with the effects of an expected yield, and
- An operational approach in which unit dispositions are compared with targeting criteria used by the threat target analyst.

In a nuclear environment, the more concentrated a unit is, the more lucrative a target it becomes. If the unit itself is not the target, but falls within the fallout pattern, unit monitors will be capable of providing the commander with essential information regarding the hazard. Nuclear hazard prediction is addressed in FM 3-3-1/FMFM 11-18, *Nuclear Contamination Avoidance* or appropriate Service publication.

The primary tool for analyzing friendly dispositions is the radius of vulnerability (RV). RV is the radius of a circle within which friendly troops will be exposed to a risk equal to, or greater than, the emergency risk criterion (5 percent combat ineffectiveness) and/or within which material will be subjected to a 5 percent probability of the specified degree of damage (see the RV tables in JP 3-12.2 (SRD), *Nuclear Weapons Employment and Effects Data*, or JP 3-12.3, *Nuclear Weapons Employment and Effects Data (Notional) (unclassified for training purposes)*). The ground zero (GZ) for the RV is always assumed to be the point where detonation will do the greatest damage to the unit or installation. Delivery errors are not considered. For RV of unspecified categories, see comparable table chart in JP 3-12.2 or JP 3-12.3.

Based on vulnerability radii and unit size, commanders may determine risk from a nuclear attack and whether or not to adjust unit dispersion. However, personnel may not be the targets. Often equipment, due to sensitivity and vulnerability, becomes the target. See FM 3-3-1/FMFM 11-18, *Nuclear Contamination Avoidance* for training data. For actual vulnerability radii refer to JP 3-12.2 (SRD).

Analyzing the vulnerability of friendly dispositions and installations consists of:

- Determining, the appropriate threat yields based on current intelligence. Determining the disposition of unit personnel.
- Obtaining the appropriate vulnerability radii from the RV table (JP 3-12.2 (SRD) or JP 3-12.3 or FM 3-3-1 for training purposes).
- Estimating fractional coverage for each target category, using the visual, numerical, or index technique. For information concerning these techniques reference JP 3-12.2 (SRD) (visual technique is discussed in FM 3-3-1/FMFM 11-18 for training purposes).

## Appendix C

- 87                   • Recommending ways to decrease vulnerability and increase protection.
- 88
- 89 To determine vulnerability using the visual technique, outline the unit battle position. Use a
- 90 compass, a piece of plastic with the RV drawn to scale on it, or a circular map scale.
- 91 Superimpose the RV chosen from Table C-1 or JP 3-12.2 over the predicted targeted area.
- 92
- 93 The GZ used for the analysis is the location that would result in the highest fractional coverage of
- 94 the target. From this worst case GZ and the appropriate RV, an estimation of the percentage of
- 95 casualties or materiel damage that might result from an enemy nuclear strike may be determined.
- 96
- 97 Using the center point of the compass, template, or circular map scale as the GZ, choose the GZ
- 98 that would result in the highest fractional coverage of the target area. Visually estimate the
- 99 percentage of the unit covered by the RV.
- 100
- 101 If this fractional coverage yields unacceptable losses of personnel or equipment, the commander
- 102 must then make a decision of how best to reduce the casualty and equipment loss rate. This may
- 103 be done by adding shielding or enacting vulnerability reduction measures. If a mechanized
- 104 battalion occupies a battle position 5 km wide and 2.5 km deep, it could be positioned as in Figure
- 105 C-4. Target elements are uniformly dispersed in the area. In this example, the RV from a 5-
- 106 kiloton weapon for personnel in armored personnel carriers is 1250 meters (as determined from
- 107 Table C-1). Worst case the RV by placing the GZ where it provides the largest target coverage.
- 108 Fifty percent of the battalion is covered by the RV, thus up to 50 percent of the battalion's
- 109 personnel in armored personnel carriers could become casualties. When the same battalion
- 110 deploys in three company battle positions in depth, the distances between positions significantly
- 111 reduce the damage probability, even assuming the weapon detonates at the worst case GZ. As
- 112 seen in Figure C-5, although one company is 100 percent vulnerable, the battalion overall is only
- 113 33 percent vulnerable.
- 114
- 115

**Table C-1. Radii of Vulnerability (RV) (meters)**

Cat	Personnel In- (Latent ineffectiveness, based on governing effect)					Moderate Damage				Severe Damage		
						Wheeled Vehicles		Tank	Towed Arty	Supply Depot	Randomly Parked Helicopters	
Yield (kt)	Open	Open Fighting Position	APC	Tank	Earth Shelter	Exp	Shld				Cgo Trans	Light Observation
0.1	700	600	600	500	300	200	150	100	100	100	400	500
0.5	900	800	800	700	450	300	250	200	200	200	500	800
1	1200	900	900	800	500	400	350	300	250	250	700	1100
2	1700	1000	1100	900	600	500	450	400	300	300	850	1300
3	2000	1100	1200	1000	700	600	500	500	400	450	1000	1600
5	2500	1200	1250	1100	800	700	600	600	500	500	1200	1900
10	3200	1300	1300	1250	900	800	700	700	600	600	1500	2500
15	3700	1400	1400	1300	950	900	800	800	700	700	1800	2800
20	4000	1500	1450	1400	1000	1000	900	900	800	800	1900	3400
30	5000	1600	1500	1500	1100	1200	1100	1000	900	950	2200	3700
40	5500	1700	1600	1600	1200	1400	1250	1100	1000	1200	2500	4100
50	6000	1800	1700	1700	1300	1700	1500	1200	1200	1400	2700	4500
100	8000	1900	1800	1800	1400	2200	1900	1300	1300	1700	3200	5700
200	12000	2000	1900	1900	1500	2500	2000	1500	1500	1900	3700	6200
300	14000	2100	1950	1950	1600	3000	2100	1600	1600	2000	3800	7100

**Notes:**

To obtain RV, enter yield column at the nearest listed yield.

Unclassified, For Planning Purposes Only.



116

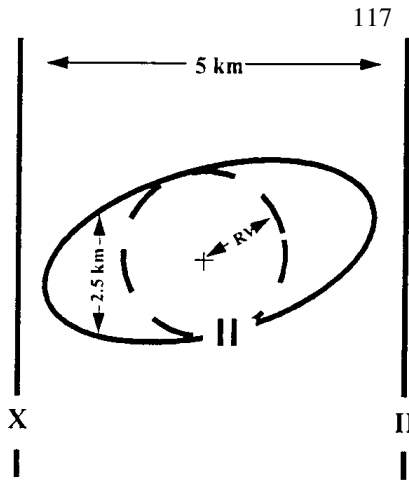


Figure C-4. Single Position

117  
128  
129

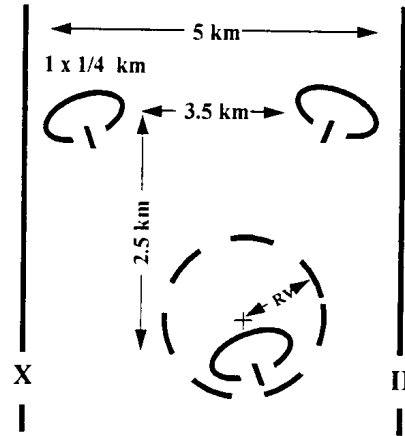


Figure C-5. Multiple Positions

130

## BIOLOGICAL VULNERABILITY

131

132

133

134

135

136

137

138

139

140

141

142

143

144

145

146

147

148

149

150

151

152

153

154

Prior to conducting vulnerability analysis, determine the risk of a biological agent attack or the enemy's capability and probability of use (see page C-3). Once it is determined that the enemy has the capability and the willingness to employ biological weapons; the next step is to determine the unit's vulnerability to an attack (table C-2).

**Note:** Remember, even if an enemy has no capability to employ biological weapons, the unit is still vulnerable to endemic diseases.

To determine vulnerability to biological agents:

- Determine immunization levels in relationship to threat/theater endemic agents and availability of prophylaxis.
- Determine unit's protective posture.
- Determine unit's biological detection posture - do you have BIDS, Interim Biological Agent Detection System (IBADS), LRBSDS, or Joint Point Biological Detection System (JPBDS).
- Determine unit's hygienic practices. For example, are troops provided means to bathe/cleanse regularly?
- Determine current or projected maneuver (or mobility) disposition.

Vulnerability ratings are subjective. Apply rating measures in relationship to probable agent of choice. Also, ratings do not consider troop motivation/morale factors. The final rating provides a general vulnerability analysis and should be used as a basis for a thought-process leading to sound recommendations on vulnerability reduction measures.

155

Table C-2. Biological Vulnerability Matrix

IMMUNIZATION (AGAINST PREDICTED AGENTS)		PROTECTIVE POSTURE		DETECTION POSTURE		HYGIENE		DISPOSITION	
RELATIVE VALUE		RELATIVE VALUE		RELATIVE VALUE		RELATIVE VALUE		RELATIVE VALUE	
COMPLETE ≥ 90%	2	MOPP3/4	2	BIDS LRBDS JPBDS	2	GOOD	1	MOBILE	1
INCOMPLETE < 90%	4	*MOPP1/2 MASK ONLY	4	LESS THAN TWO OF THESE SYSTEMS	4	AVG	2	SEMI- MOBILE	2
NONE	6	MOPP READY/MOPP ZERO	6	NONE	6	POOR	3	STATIC	3
RELATIVE VALUES = SUBJECTIVE RATING					Minimum actions resulting from these ratings are described below.				
8 - 9		LOW							
10 - 16		MEDIUM							
17 - 24		HIGH							
<p><b>LOW:</b> Maintain current efforts. Attempt to improve on those areas that are weak.</p> <p><b>MEDIUM:</b> Analyze current actions and increase efforts to reduce rating - concentrate on those areas that you have immediate control over (e.g., MOPP levels &amp; hygiene and possibly detection assets).</p> <p><b>HIGH:</b> Analyze current actions and immediately increase efforts to reduce rating - concentrate on those areas that you have immediate control over (e.g., MOPP levels and hygiene). If you don't have operational control of detection assets, determine where these assets are and if you are inside the detection umbrella or if these assets can be repositioned to cover your operation. Determine if immunization rates are satisfactory for the total force. Typically contract workers, from whatever source will require more immunizations than US military personnel. Provide immunizations as soon as medical and political situations allow. Remember that immunizations require time to work effectively.</p> <p>* If mask only protective posture provides required protection for predicted agent, use a value of 2.</p>									

156

157

158

**EXAMPLE BIOLOGICAL VULNERABILITY ANALYSIS**

159

1. Begin at the left column and add the relative values from each column.

160

- Approximately 30% of unit has been immunized.
- Unit is currently in MOPP ZERO.
- Unit has a BIDS attached.
- Unit practices good hygienic measures.
- Unit is in a static fixed site.

161

162

163

164

165

166

2. Adding the values shows a - 4 for Immunizations  
6 for MOPP level  
4 for Detection posture  
1 for Hygiene  
3 for Disposition

167

168

169

170

171

TOTAL = 18 = High Vulnerability

172

173

**NOTE:**  
Read the vulnerability rating at the bottom of the chart to determine minimum steps to take to reduce rating.

174

This analysis provides a basis to advise on vulnerability (and the reasoning used), and more importantly, provide vulnerability reduction measures at the same time.

175

176

### CHEMICAL VULNERABILITY

Prior to conducting a vulnerability analysis, first determine the risk of a chemical attack or the threat's capability and probability of use (see figure C-3).

If the possibility exists for the threat to employ chemical agents, conduct a vulnerability analysis in two parts:

- **First**, make an estimate of the threat's capability to employ chemical munitions in the unit's AO/AI (see page C-4, Chemical Risk Assessment) within a specific time period.
- **Second**, use this information to generate simplified effects information.

### ESTIMATE DELIVERY CAPABILITY

**Step 1. Determine time periods of interest.** Time periods of interest are determined based on the commander's operational concept and situation variables, such as mission, enemy, terrain, troops, time, and civilian consideration or METT-TC. The time period is determined in coordination with the intel and operations officers. They will normally conform to phases or the expected duration of an operation; however, it may be desirable to use other criteria.

**For example:** A maintenance unit may want to use the expected time lag between an anticipated threat chemical attack and the time required to retrieve and don their protective gear (as in "MOPP READY" protective posture) as the time period of interest. A time period may also be based on factors relating to enemy tactics, such as the expected arrival time of a second echelon force. Further, significant weather changes could also influence the selection of time periods. The time period of interest can range from six- hours to 48-hours.

Vulnerability analysis is generally conducted in support of the planning process, **not** in support of current operations. While some planning factors are based on a 12-hour to 48-hour cycle. Fixed site operations may be based on a significantly higher time frame (i.e., 12-hours to 96 hours), with time periods of 24-hours or greater used when IPB allows. Time periods of less than six- hours are generally not used. For short-term actions, shorter time periods could be used to estimate the effects of initial enemy preparation fires or to estimate the effect of a single chemical agent attack.

**Step 2. Associate weather data with each time period.**

Associate each time period with a temperature, wind speed, and stability category. The temperature will impact primarily on agent persistency. For each time period, temperature should be expressed as one of the following (in degrees Celsius): 55°, 50°, 40°, 30°, 20°, 10°, 0°, -10°, -20°, or -30°.

**NOTE: All required information can be obtained from the Chemical Downwind Message (CDM).**

Determine temperature by taking the average of the temperatures from each CDM line applicable to the time period of interest. Use this average temperature for all calculations.

**NOTE: When estimating persistency for agents expected to last beyond the time period of interest, use the average daily temperature of the day in which the attack may occur.**

Wind speed will impact on casualty production, persistency, and downwind agent travel. It should be expressed as one of the following: 3, 6, 9, 12, 15, or 18 kmph.

**NOTE: As a rule of thumb, for any wind speed above 18 kmph, use 18 kmph. Calculate wind speed in the same manner used above for temperature. In some situations it may be necessary to modify this number for casualty estimate purposes.**

## Appendix C

---

232

233

**For example:** If a 24-hour period contains six-hours of expected high wind speeds (unstable conditions), you will probably elect to disregard those figures and develop a separate (lower) average for casualty estimation. The staff estimates an enemy would not employ chemicals for casualty effects during that six-hour period of high winds. Base this decision on the magnitude and duration of the wind change and the expected enemy COA.

238

239

Stability categories (stable, neutral, or unstable) also affect casualty production and downwind agent travel. However, their impact is minor compared to temperature and wind speed. Determine the stability category in the same way as temperature and wind speed.

240

241

242

243

Other environmental factors exist that could impact the analysis.

244

245

**For example:** Terrain and vegetation could affect the estimate. However, these factors have been incorporated in the persistency estimate process.

246

247

248

### **Step 3. Estimate delivery capability.**

249

250

Estimate the number of chemical munitions likely to be employed in your AO for each required time period. Coordinate with the intelligence officer and/or fire support officer (FSO), if available, to produce this estimate.

251

252

253

254

- Provide the intel officer with the time periods of interest.
- The intel officer can produce information concerning the threat's capability to deliver chemical munitions in your AO.

255

256

257

258

The estimate should indicate the number of delivery units, by type, and the number of rounds, by agent, if available. The intel officer also provides estimates on when, where, and what type of agent the enemy will use in the AO. If the situation or event template does not yield needed information, assume the enemy can optimize the agent mix.

259

260

261

262

263

**For example:** To determine the threat's capability to create a contamination obstacle, assume they will fire only persistent agents. Likewise, to predict casualty effects, assume the enemy will fire agents that have the greatest casualty producing effects.

264

265

266

267

When the primary threat is covert or unconventional, express enemy delivery capability in terms of agent weight or as agent weight times some expected delivery means.

268

269

270

**For example:** Ten kilograms of nerve agent delivered by an agricultural sprayer. If estimates indicate limited agent supply, it will be difficult to estimate how much of that supply will be used each day. As an option for this situation, conduct the analysis for a single enemy attack based on the threat's maximum employment capability during the selected time period.

271

272

273

274

275

The intelligence officer considers a number of factors in making his estimate:

276

277

278

279

280

281

282

283

The intelligence estimate should provide a range of numbers based on estimated COA for each time period. The estimate should provide the enemy's maximum capability and his likely delivery capability. Alternatively, different estimates can be provided that would support various enemy

284

285

286

287 COA. Estimates should not be based on friendly COA unless they would significantly impact on  
288 enemy delivery capability.

289

290 It is not necessary to assess every possible situation and enemy option. To do so would result in  
291 inefficient use of available time. The goal is to provide estimates to the commander/staff, which  
292 can be later refined. Continuously assess the situation and look for events and options with the  
293 potential of changing the outcome of the battle.

294

295

### GENERATE EFFECTS INFORMATION

296

297 At this point you have estimated time periods and munitions estimate combinations. For each of  
298 these combinations, develop a set of effects information: casualty estimates, contamination  
299 obstacles, persistence, and times and locations of downwind agent effects. Effect information will  
300 provide the following estimates:

301

- Casualty effects.
- Downwind agent effects.

302

303

304

### Determine Casualty Estimate

305

306 **Step 1. Determine probable friendly targeted size.**

307

- Based on the chemical staff's and S2/G2 IPB, select an area/activity the enemy would probably target then determine the target size. For example, determine the area occupied by a fixed site activity, in this case 400m x 600m.

309

310

311

312 Calculate the number of hectares (ha) in the selected target area. **For Example:** One hectare is  
313 10,000 square meters; therefore, an area that is 400m x 600m = 240,000 square meters or 24  
314 hectares.

315

316 **Step 2. Determine probable agent.** Unless it is known which agents the threat will employ,  
317 assume the most effective casualty-producing agent available.

318

319 **Step 3. Estimate casualties.**

320

321 Estimate casualties based on:

322

- IPB
- The number of rounds the threat may use to engage the specific target
- Predicted temperatures (from CDM or other sources)
- Then refer to tables C-4, C-5, and C-6 for corresponding casualty percentages.

323

324

325

326

327 **Note: For Tables C-4, C-5, and C-6, if the number of rounds falls between given numbers**  
328 **assume worst case by rounding up to the next higher number.**

329

330 **Casualty estimates.** The casualty estimates are valid for wind speeds less than 20 kmph. Other  
331 factors such as air stability category, humidity, variations in wind speeds under 20 kmph, and  
332 delivery errors were found to have minimal effect on casualty estimates for a given time period as  
333 opposed to a specific point in time.

334

335 **For example:** The templated target area is 24 hectares, predicted agent is GB, the temperature is  
336 10° C (degrees Celsius), and the weapon is 152mm gun/howitzer. Intelligence analysis estimates  
337 the enemy will fire 240 rounds at the target. 240 rounds divided by 24 hectares is 10 rounds per  
338 hectare. Go to Table C-4 and extract approximate casualty percentage (50%). To determine  
339 blister agent casualties, use the same procedures and table C-6; however, use MOPP level rather  
340 than temperature.

## Appendix C

341

**Table C-4. Sarin (GB) Casualties.**

Munitions in Rounds per Hectare (100m <sup>2</sup> )			Temperature (degrees Celsius)			
MLRS	150-155mm	120-122mm	-12°C	0°C	10°C	20°C
			<b>Casualty Percentage</b>			
1	2	4	10	16	24	33
2	4	7	14	22	30	40
3	6	10	19	27	37	47
4	8	14	25	34	45	54
4	10	17	31	40	50	60

**Based on 15 liter/minute breathing rate (rest or light work) and 9 second masking time.**

342

343

**Table C-5. Thickened Soman (TGD) or VX Casualties.**

Munitions in Rounds				Temperature (degrees Celsius)			
Missiles per 1000 ha	Missiles per 150 ha	Bombs per 1000 ha	Bombs per 150 ha	-12°C	0°C	10°C	20°C
				<b>Casualty Percentage</b>			
6	1	26	4	5	14	20	21
9	2	40	6	8	18	25	25
12	2	54	8	12	24	31	31
15	2	68	10	16	28	36	36
18	3	80	12	19	32	40	41
21	3	94	14	21	35	42	43
24	3	106	16	23	37	44	45

Based on MOPP ZERO. At higher levels, agents are not as effective due to the increased skin protection.

344

345

**Table C-6. Blister Agent Casualties.**

Munitions in Rounds per Hectare (100m <sup>2</sup> )		Protective Posture	
150-155mm	120-122mm	MOPP ZERO	MOPP1
		<b>Casualty Percentage</b>	
4	7	17	13
7	14	24	18
11	20	34	23
14	27	43	28
18	33	51	32
21	40	57	36

346

347

348

### Determine Downwind Hazard Risks

349

350

351

352

353

354

355

356

357

358

359

360

361

362

363

364

365

Associated risks from downwind hazards (see ATP-45 (A)/FM 3-3/FMFM 11-17 or appropriate Service publication for downwind prediction models) can be broken into three categories:

**High casualty risk.** Occurs at winds speeds of 10 kmph or less during slightly stable, stable, or extremely stable atmospheric conditions. Agent clouds will produce very narrow and very long hazard clouds. Dosages of 100 times the lethal levels are possible in the hazard area.

**High degradation risk.** Occurs during stability categories of neutral to very unstable and wind speeds less than 10 kmph. Agent clouds will produce wide hazard areas with lethal effects rarely extending as far as 10 kilometers. The casualty risk to warned, unmasked personnel is low. However, due to the large cloud width it is possible for every unit in the downwind hazard area to be forced to mask for several hours.

**Low casualty risk.** Occurs at wind speeds of 10 kmph or greater at stability categories of neutral to very unstable. The casualty risk is very low outside the area of immediate effects. Although a significant number of units will be forced to mask, agent duration will be short and will not extend as far as in previous categories.

# APPENDIX D

## FIXED SITE NBC DEFENSE PLANNING TOOLS

---

### OVERVIEW

This appendix supports the discussion in Chapter 3 by further focusing NBC defense considerations on fixed site operations. The format used is the standard OPORD format with a brief statement as to the type information which might be addressed under that portion of the site OPORD. Because of the multiple tenant activities normally found on a base or within a base cluster, it is important that all tenants operate in concert and respond to NBC situations in a like manner. Organizing the entire base NBC defense under one plan will help preclude some tenants being protected and others “not getting the word.”

The following sections, Mission Template (Section I); NBC Annex (Section II); NBC Recon/Surveillance/Monitoring Appendix (Section III); and Smoke Support Appendix (Section IV) are designed to stimulate thought as to the type information to be included. The sections are not intended to exclude the application of specific mission considerations not addressed in this text.

### KEY POINTS FOR ISSUING ORDERS

This section provides several general rules for preparing and issuing good orders.

#### PREPARATION

- **Clarity.** Clearly convey your NBC defense message through NBC doctrine, use of approved acronyms and abbreviations, and use of established military terminology.
- **Completeness.** Include all the information and instructions necessary to coordinate and execute NBC defense operations. If more information is forthcoming, state expected time/content. Do not leave open ends.
- **Brevity.** Avoid providing unnecessary NBC defense details; however, do not sacrifice clear and complete orders for brevity.
- **Use the affirmative.** Direct expressions serve to convey simple, clear meanings to instructions.
- **Avoid qualifying directives.** Meaningless expressions and adverbs do not clearly fix responsibility for actions.
- **Authoritative expressions.** Be direct, decisive, and clear in fixing mission needs, support, and responsibility.
- **Timelines.** Do your planning early and continuously; permit maximum incorporation of NBC defense into all phases of planning and implementation.

#### ISSUING ORDERS

- Give simple and direct NBC defense missions.
- Give the units time to plan and prepare for mission execution.
- Use the one-third/two-third rule; backwards plan to allow subordinates two-thirds of the total time available.
- Obtain a backbrief to ensure comprehension.

### SECTION I.

#### MISSION TEMPLATES

Mission templates provide a “road map” for planning, preparing, and successfully executing operations. The NBC defense staff uses doctrinal templates (see figures D-1 to D-5) to plan NBC defense operations, to employ NBC reconnaissance, biological detection, smoke and

53 decontamination assets, and to conduct battle management. This section provides tools for  
54 developing OPOARDS and employing chemical assets.  
55 Each template provides the process for planning, preparing, and executing the chemical support  
56 mission from the staff's perspective. The boxes on the template serve as memory aids and  
57 some tasks are self-explanatory.

58  
59 The staff templates chemical missions that support these operating systems:  
60 • Reconnaissance, Surveillance and Intelligence: NBC reconnaissance and biological  
61 detection support CCIR collection efforts.  
62 • Mobility and Survivability: Avoidance, protection, and decontamination measures directly  
63 support mobility and survivability efforts along with friendly smoke/CCD operations.  
64 • Command and Control: Tracking and controlling the disposition of NBC defense assets  
65 provides options for flexible NBC defense execution.  
66 • Combat Service Support (CSS): Providing force protection, sustained C<sup>2</sup>, and sustained  
67 combat support requires attention to details of mission resourcing. Limited resources equal  
68 limited flexibility.

69  
70 The following pages provide base cluster/base commanders and staffs guidance and mission  
71 templates for NBC defense operations, NBC reconnaissance, biological detection, smoke, and  
72 decontamination operations.

73

### **NBC DEFENSE OPERATIONS TEMPLATE**

74

75  
76 The NBC Defense Operations template (figure D-1) is used to evaluate the enemy's ability to  
77 employ WMD against fixed site operations and to delineate the assets required to mitigate WMD  
78 effects. This template is used to summarize what is known and not known about the enemy's  
79 NBC capabilities and to determine information required. With this information, the staff can  
80 perform an NBC Vulnerability Assessment evaluating the impact of NBC attack on base mission  
81 accomplishment; site operations (some operations will be more vulnerable to degradation than  
82 others); and individual mission performance factors. Finally the template provides a quick  
83 reference to the status of units attacked or in the downwind hazard area of an NBC attack. Units  
84 are only posted to this last status matrix when they are at risk. When no longer at risk, they may  
85 be deleted from the matrix.

86

### **NBC RECONNAISSANCE TEMPLATE**

87

88  
89 The NBC Reconnaissance Template (figure D-2) is used to summarize the reconnaissance  
90 missions and organizations charged with hazard detection and monitoring on a base, site, or base  
91 area of interest. The mission box lists missions assigned by the base commander for conducting  
92 NBC reconnaissance. These assignments can be NBCRS unit missions; missions tasked by  
93 higher headquarters to BIDS and LRBSDS teams operating within the base area of operations; or  
94 it can be survey and monitoring missions assigned to sector commanders or base tenant  
95 activities. More specific base/base cluster NBC reconnaissance missions may include medical  
96 treatment personnel collecting specimens from suspect NBC patients for analysis, preventive  
97 medicine surveillance of drinking water sources and supplies; and veterinary services surveillance  
98 of potential food supplies and government owned animals. The C<sup>2</sup> box highlights the Command  
99 and Control relationships between the NBC reconnaissance, surveillance, and survey teams, their  
100 locations, and the NAI they will operate in or against. The Communications box provides contact  
101 information and the Sustainment box lists critical items required to perform reconnaissance  
102 operations. The site commander and staff should study the NBC Defense Operations and the  
103 NBC Reconnaissance templates to ensure that areas potentially targeted by the enemy are  
104 covered in the base Reconnaissance plan.

105



**BIODETECTION TEMPLATE**

106  
107  
108  
109  
110  
111  
112  
113  
114  
115

The Biodetection Template (figure D-3) is very similar to the Reconnaissance template except that the Mission block refers to the Corps Commander's mission for biodetection operations rather than the base commander's intent and mission phases. Additionally, the NAI and UTM grid coordinates are generally assigned by the Corps and coordinated with the base commander. Unique sustainment items such as BW detector tickets and BIDS/LRBSDS components are provided through the Biological Detection Company. Common supplies and maintenance may be tasked to the base logistics support operations.

**SMOKE TEMPLATE**

116  
117  
118  
119  
120  
121  
122  
123  
124  
125  
126

The Smoke template (figure D-4) helps organize smoke missions assigned to smoke delivery elements including projected, emplaced, and generated obscurants. Combat vehicle self-protection smokes are not included. The Sensor Window box helps the smoke planner determine the precise types of obscurants required to counter enemy sensors. The planner then determines the best distribution of available smoke assets for accomplishing the base's obscuration priorities. Unlike maneuver operations, base smoke missions will likely rely heavily on landline communications for mission C<sup>2</sup>. Therefore, both radio frequencies and phone numbers of supported and controlling elements should be recorded.

**DECONTAMINATION TEMPLATE**

127  
128  
129  
130  
131  
132  
133  
134  
135  
136  
137  
138  
139

The Decontamination template (figure D-5) helps assess decontamination requirements based upon friendly IPB (i.e., how many targets is the enemy capable of attacking simultaneously). Agent type and anticipated quantities drive how much decontamination might be required and is quantified as "required throughput". The C<sup>2</sup> box lists priorities for decontamination based upon the site commanders' assessment of critical activities requiring the most immediate return to normal operations. Additionally, this box specifies decontamination site locations, link-up points, security requirements, and COA affecting decontamination operations. Under the Sustainment window, special attention is required for site closure procedures, as the decontamination site, once used, will remain a hazardous materials site requiring remediation as time and base priorities permit. This template entry should reflect the tentative plan for closure and remediation and confirm notification of the responsible engineer activity.

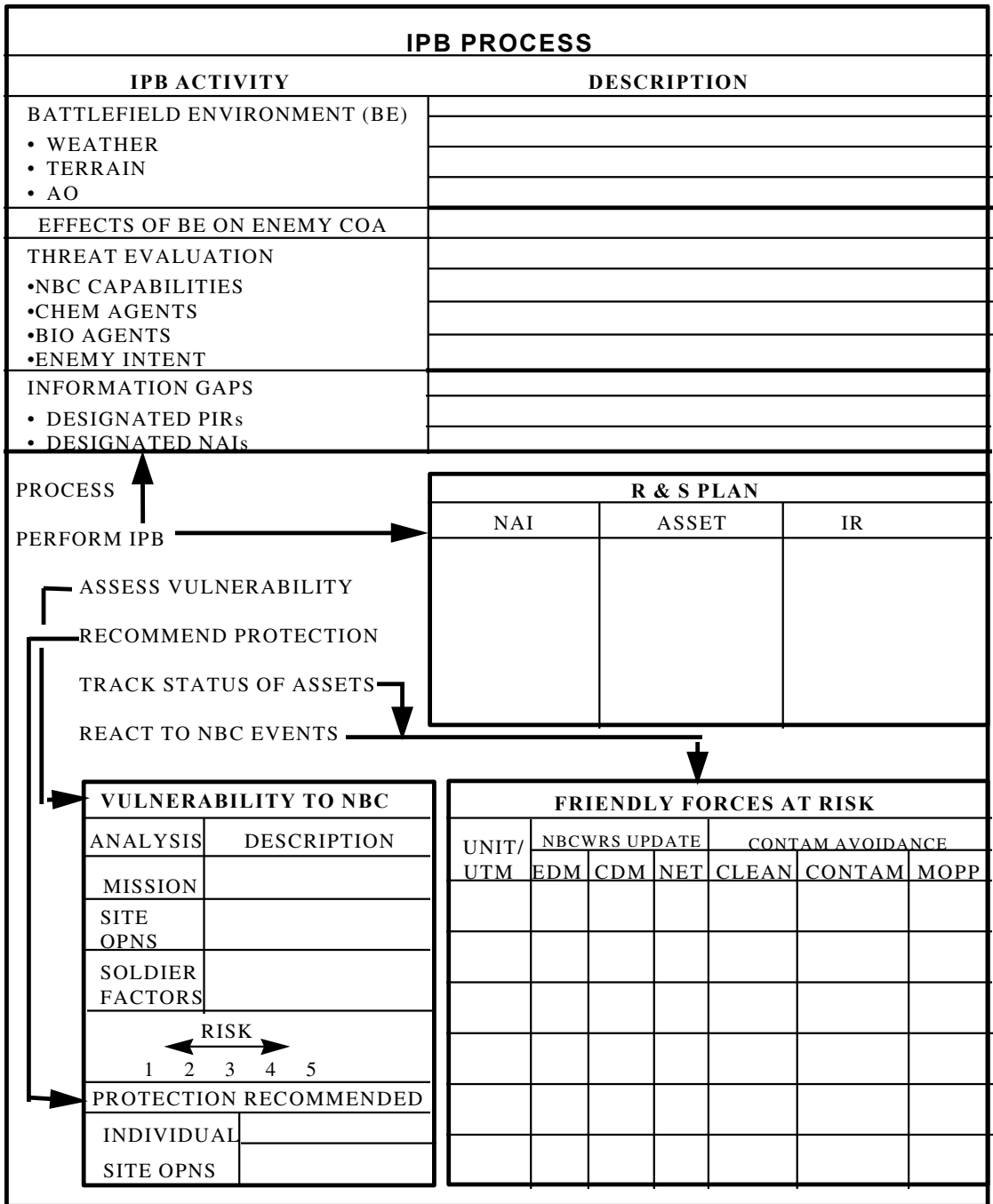


Figure D-1. NBC Defense Operations Template

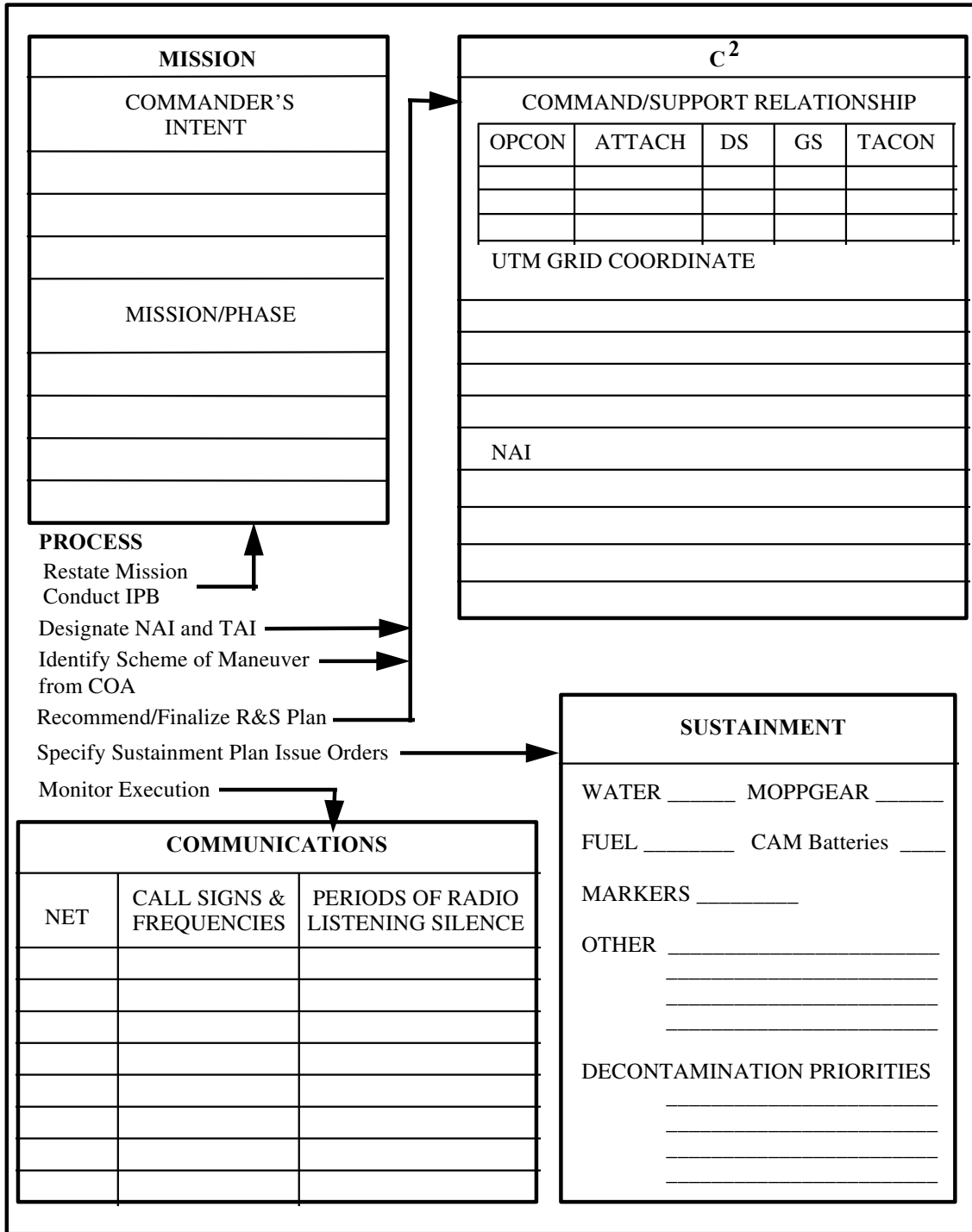


Figure D-2. NBC Reconnaissance Template

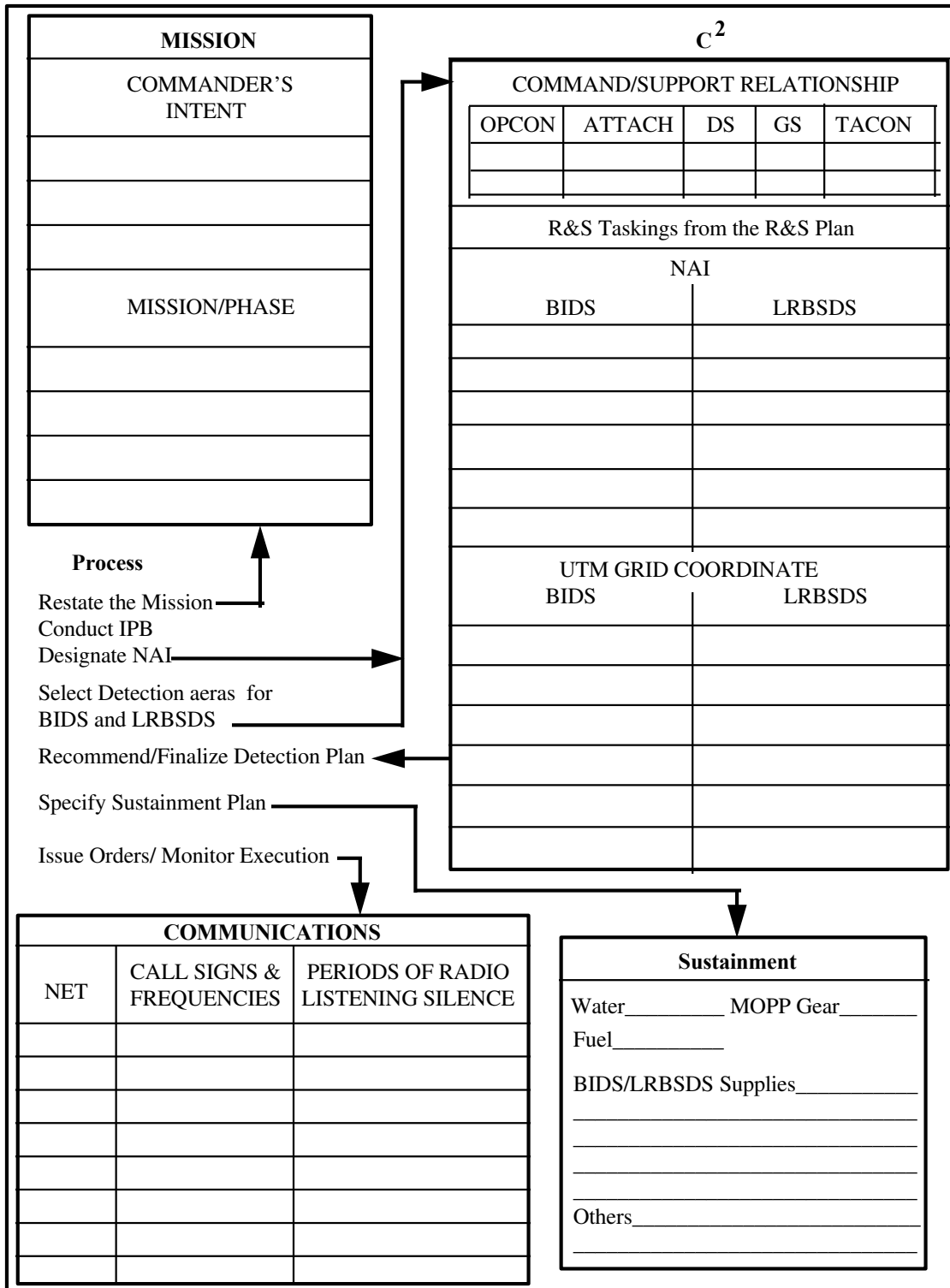


Figure D-3. Biodetection Template

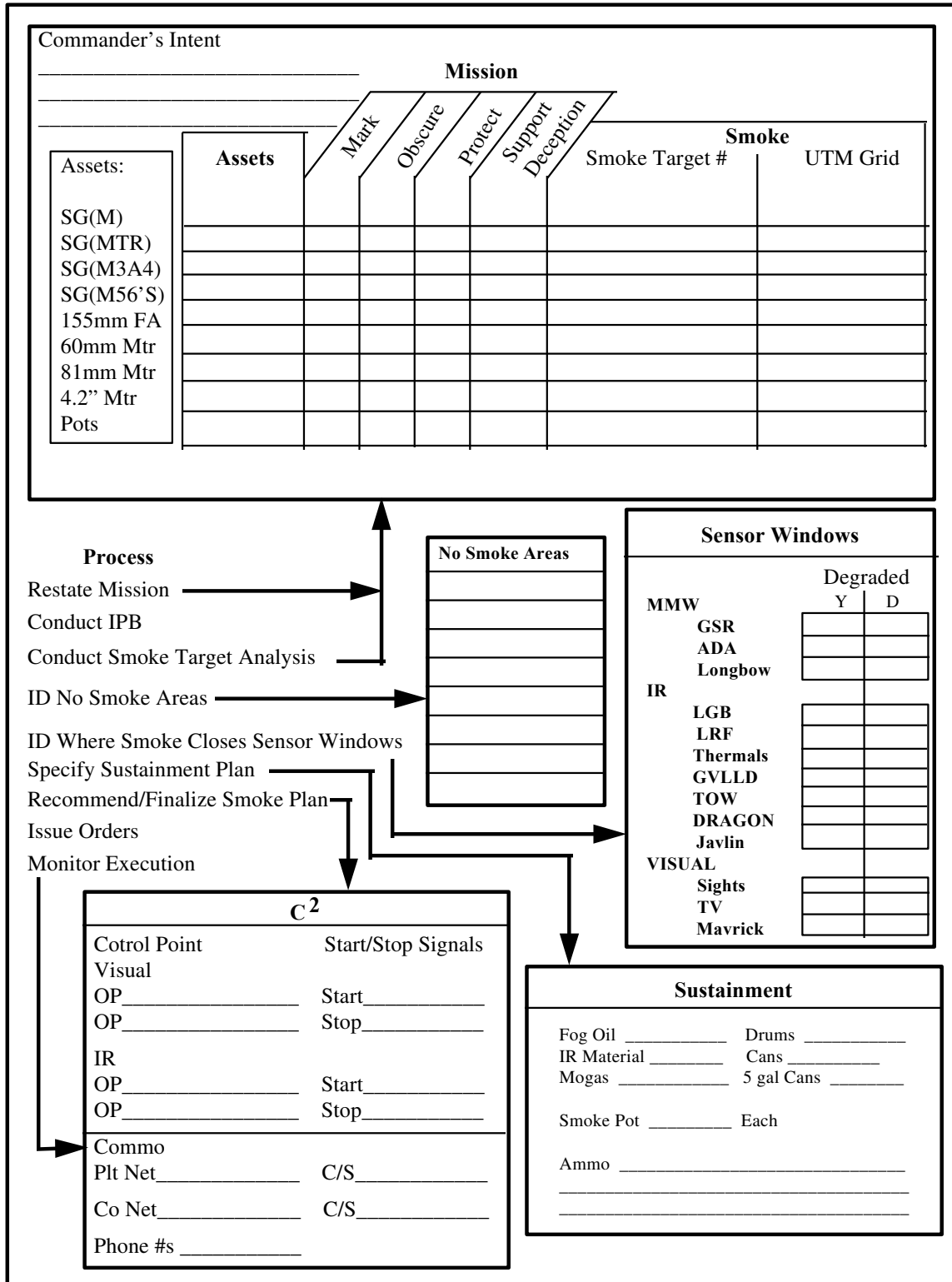


Figure D-4. Smoke Template

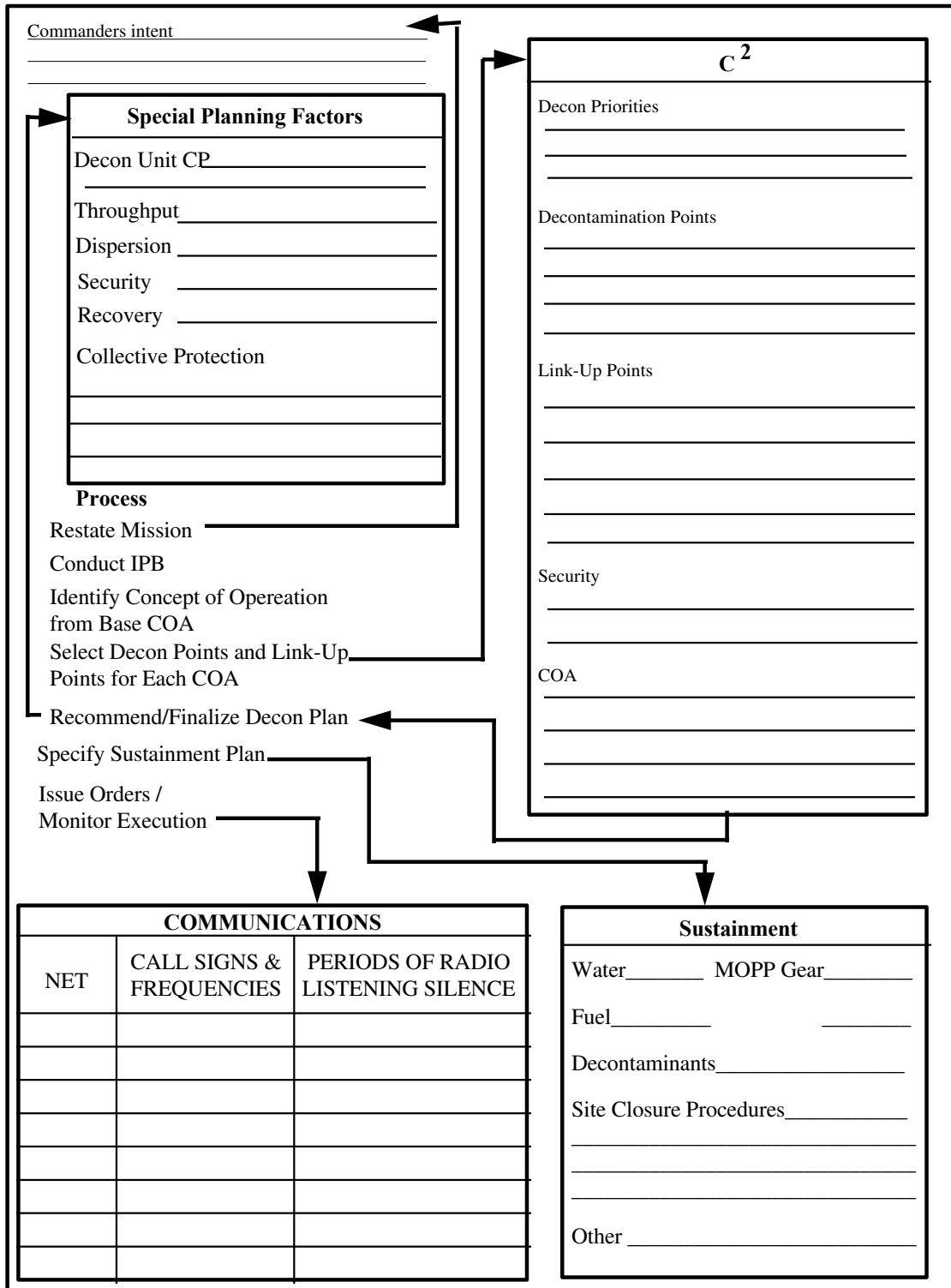


Figure D-5. Decontamination Template

149 **SECTION II.**  
150 **NBC ANNEX**

151  
152 Use the NBC Annex to clearly define the OPORD NBC defense concept; facilitate mitigation  
153 measures to anticipated threat WMD and TIH; and provide details for base support planning and  
154 execution. The NBC Annex may include:  
155

156 **GENERAL**

- 157  
158 • **Standardize times throughout.** Time you've used throughout the order, usually ZULU.  
159 • **List maps, charts, overlays, relevant documents.** May list map sheet series and numbers.  
160 • **Provide maps, charts, and overlays as required with annex.** Maps are normally  
161 requested through the S2/G2. Overlays should identify decontamination points; individual  
162 protective equipment (IPE) storage and exchange points; field expedient decontamination  
163 equipment locations such as firefighting equipment, pumps, dozers; evacuation routes and  
164 traffic control points (TCP); casualty collection points; and collective protection shelters.  
165

166 **SITUATION: ENEMY**

- 167  
168 • **Enemy capability; previous employment; delivery systems; location of stocks.**  
169 Describes the enemy's NBC agent capabilities; enemy order of battle and when NBC  
170 weapons are most likely to be used; delivery capabilities; and an assessment of where NBC  
171 weapons are positioned, e.g., depots, forward deployed.  
172 • **Probability of employment.** Circumstances or conditions supporting enemy use of NBC  
173 weapons.  
174 • **Threat to operations area.** Most likely delivery means/agents per anticipated enemy  
175 objective(s). Identify fixed site sustainment operations most susceptible to WMD attack.  
176

177 **SITUATION: FRIENDLY**

- 178  
179 • **Unit NBC defense plans (units).** Chemical, engineer, air defense, or base defense units  
180 with missions that can prevent enemy reconnaissance, protect against NBC delivery systems,  
181 or mitigate the effects of NBC attack.  
182 • **Decontamination and reconnaissance resources supporting NBC defense.** Can include  
183 NBC reconnaissance and decontamination assets as well as engineer, QM, combat health  
184 support, or host nation resources contributing to NBC defense.  
185 • **Potential targets (military and civilian).** Evaluate each for nuclear, biological, and chemical  
186 threats.  
187 • **Effects on civilian communities.** May have major implications for fixed sites relying heavily  
188 on civilian workers or commercial operations such as petroleum, oil, lubricant (POL) supply or  
189 merchant marine operations.  
190 • **Detection/NBCWRS capability.** Fixed sites must often rely on general support NBC  
191 reconnaissance with an area support mission. Additionally, rear area elements typically have  
192 fewer organic NBC detection devices and less capable communications for local NBCWRS.  
193 Plan, announce, and conduct NBCWRS rehearsals.  
194 • **Attachments and detachments.** List the base cluster/base elements charged with specific  
195 NBC defense responsibilities.  
196

197 **MISSION**

- 198  
199 • **Concise mission statement.** Missions for chemical units supporting fixed sites in a direct  
200 support (DS), operational control (OPCON), or tactical control (TACON) role should be

- 201 distinguished from those providing general support to fixed sites; most often in the Corps/EAC  
202 Rear Area or COMMZ.
- 203 • **Purpose (avoidance, protection, decon, smoke).** Maintain focus on mission and goals:  
204 protecting the force, sustained C<sup>2</sup>, and sustained combat support.

### 205 206 EXECUTION: COMMANDER S INTENT

207  
208 Specify how the commander wants NBC defense to support mission objectives (e.g., criteria for  
209 success). This may be in quantitative terms of sustained throughput or mission support  
210 capabilities (e.g., STON/day, sorties/hour) or specific measures for protecting the force. This may  
211 also include Command Protection Guidance: How much risk is the commander willing to take to  
212 maintain site operations? This is translated into terms such as 50% of the force will be in MOPP2  
213 at all times, or motorized smoke units will utilize smoke pots for self-concealment.

### 214 215 EXECUTION: CONCEPT OF OPERATION

- 216  
217 • **Mission Priorities (1<sup>st</sup>, 2d, ...).** Establish fixed site support priorities consistent with the  
218 mission, commander's intent, and guidance for protecting the force. The base commander or  
219 staff should coordinate base NBC defense priorities with the tenant, the tenant's  
220 headquarters, and base higher headquarters.
- 221 • **NBCWRS.** Procedures must include warning every individual at the fixed site.
- 222 • **Site decontamination concept.** Plan/conduct decontamination based on concentrated  
223 mission areas/sectors to avoid spreading contamination or waste. Include specific guidance  
224 for waste/contamination control at each site.
- 225 • **Base/site smoke concept.** Integrate with the overall CCD plan and/or refer to the smoke  
226 support appendix.
- 227 • **Area(s) reconnaissance concept.** Establish priorities for reconnaissance based on the  
228 commander's guidance, potential tenant mission impacts, and most likely targets.
- 229 • **Area(s) detection concept.** Detection employment guidance for establishing threat-based  
230 detector array incorporating required base/cluster detection assets.

### 231 232 EXECUTION: TASK TO SUBORDINATE UNITS

- 233  
234 • **NBC Training Responsibility.** Either a centralized or decentralized approach to ensure  
235 adequate training/rehearsals down to section level.
- 236 • **Decontamination tasks.** Assign tasks for additional operational decontamination support  
237 (MOPP exchange, vehicle spraydown, waste management, or resupply assistance). Identify  
238 thorough decontamination support missions/requirements as well.
- 239 • **Smoke tasks.** Assign missions to support the smoke concept or refer to the smoke support  
240 appendix.
- 241 • **Reconnaissance tasks.** Assign tasks to support NBC NAI and/or refer to the NBC  
242 reconnaissance/surveillance/monitoring appendix. Develop the reconnaissance plan to  
243 mutually support the detection plan.
- 244 • **Detection tasks.** Specify detection requirements based on threat WMD employment  
245 windows or operations in the vicinity of TIH facilities/hazards. Coordinate detection efforts to  
246 create a base/site detector array for maximum detector coverage.

247 **Additional tasks unique to specific units.** Self-explanatory.

248  
249 **NOTE: Include example for ITNS support and HN support in this section.**

250  
251 **NOTE: Assign tasks per mission requirements/capabilities not by whether units are**  
252 **specifically chemical or non-chemical units. For example: USN construction forces are not**  
253 **equipped for large area NBC reconnaissance; specialized USA and USMC units with the**  
254 **NBCRS (FOX) are best for that mission.**



255  
256  
257  
258  
259  
260  
261  
262  
263  
264  
265  
266  
267  
268  
269  
270  
271  
272  
273  
274  
275  
276  
277  
278  
279  
280  
281  
282  
283  
284  
285  
286  
287  
288  
289  
290  
291  
292  
293  
294  
295  
296  
297  
298  
299  
300  
301  
302  
303  
304  
305  
306  
307  
308  
309

## EXECUTION: COORDINATING INSTRUCTIONS

- **Coordination of taskings.** Identifies activities with which coordination must be effected in accomplishing NBC defense operations.
- **Avoidance guidance (areas, food, water).** Avoidance is less an option for fixed sites than for mobile elements. Good OPSEC, especially counter reconnaissance is vital. This may be manifested in heightened physical security, aggressive external and internal patrolling, or simply locating key activities in areas less susceptible to enemy intelligence collection.
- **Dispersion; cover; protection.** Where dispersion is impractical, greater emphasis must be placed on other protective measures such as camouflage, concealment, and deception. Maximize/prioritize use of NBC covers or general purpose covers.
- **MOPP protection guidance.** Enforcing MOPP and protective measures is more difficult when diverse tenants occupy the same site, especially multi-service and multi-national sites. Achieving consistent masking and unmasking procedures will be a major challenge. Simple inclusion of minimum MOPP as coordinating instruction may not be sufficient. Identify conditions that cause MOPP levels to change (i.e., missile attack and any prescribed MOPP response). IPE serviceability criteria should also be established or reinforced in the OPORD. Plan, announce, and conduct rehearsals.
- **MOPP exchange sites.** Fixed sites may establish consolidated MOPP exchange locations for contaminated personnel. Focus on controlling contamination and disposal of contaminated suits following exchange.
- **Link-up points.** Units or personnel going through decontamination report to a link-up point for traffic control, preliminary instructions, and controlled flow through the site. The supporting decontamination element controls the link-up point. Assign tasking for physical security support, if required.
- **Operational Exposure Guidance.** Maximum radiation dosage a unit or individual is allowed. Identify the turn back dosage for Radiation Survey teams.
- **Troop safety criteria.** Include guidance for NBC defense units operating in non-standard situations such as TIH threats.
- **Collective protection.** Identify the location and priority of use for collective protection facilities.
- **EMP/TREE guidance.** Identify known or anticipated EMP sources and actions to mitigate affects.
- **Medical protection.** Refer to the medical annex for vaccine, pre-treatment, and post exposure guidance.

## SERVICE SUPPORT

- **Casualty handling.** Specify base responsibilities/locations for NBC casualty collection points and patient decontamination in the event of multiple-tenant casualties (This is normally a single unit responsibility). Refer to the Logistics annex for graves registration guidance, and ensure graves registration personnel are familiar with contaminated remains handling and decontamination procedures.
- **Field expedient supplies.** Identify location of materials or equipment that can be diverted to emergency NBC defense. OPORD should task owning units with providing support on order.
- **Distribution (how, where, what, when, who).** Distribution plans, especially those involving civilians, such as: consolidated CDE storage with command designated issue times or immediate individual issue to all base support personnel. Address CDE issues such as uneven distribution of CAMS or other detectors throughout the base. Require CDE asset reporting to obtain/maintain asset visibility.
- **Maintenance.** Address unique DS/GS NBC maintenance requirements such as FOX or BIDS.
- **Petroleum, oil, lubricants (POL).** Specify NBC defense unit procedures for acquiring POL when detached.

## Appendix D

---

- 310 • **Consumption rates (each mission/task).** Establishes limits on consumption, usually based  
311 upon replenishment capabilities.
- 312 • **Resupply delivery (times, location, what, how much).** Establishes whether supplies will  
313 be pushed all the way to the site, or if units pick-up supplies at offsite logistics resupply points.  
314 Where possible, consolidate resupply requirements to conserve transport resources.
- 315 • **Prioritize Tasks for Support.** . Based upon mission, commander's intent, and command  
316 guidance.

### COMMAND AND SIGNAL

- 318
- 319
- 320 • **Control procedures.** Establish who controls NBC defense operations and chemical units  
321 operating on or near the fixed site (e.g., site S3/G3). If supporting only part of a site's tenants,  
322 identify where other units obtain NBC defense support.
- 323 • **Frequencies and signal operating instructions (SOI) designation.** Identify radio nets for  
324 supporting chemical units. Fixed sites will rely heavily on telephone for on-site  
325 communications.
- 326 • **Command post (CP) locations.** Identify controlling CP for chemical units and all fixed site  
327 tenants' CP.
- 328 • **NBCWRS.** Include network diagram, a simple sketch portraying information flow  
329 requirements (up, down, and laterally) and any special/designated frequency requirements. If  
330 tenants are not clear on standard NBC warnings/alarms, state specific actions/reactions.

### SECTION III.

## FIXED SITE NBC RECON/SURVEILLANCE/MONITORING APPENDIX TO NBC ANNEX

### GENERAL

- 331
- 332
- 333
- 334
- 335
- 336
- 337
- 338 • Same as NBC Annex except:
- 339 • **Charts and Overlays.** Provides a graphic overlay of the fixed site or base indicating high  
340 value targets, NBC surveillance and monitoring locations, and NBC survey team routes.

### SITUATION: ENEMY

- 341
- 342
- 343
- 344 • Same as NBC Annex.

### SITUATION: FRIENDLY

- 345
- 346
- 347
- 348 • **Base NBC Reconnaissance, Biodetection, and Survey Teams.** List attached, OPCON, or  
349 TACON NBCRS elements; supporting biodetection teams, if any; and NBC survey teams with  
350 base or sector responsibilities.
- 351 • **Medical surveillance.** Identify medical activities with capabilities for identifying/treating NBC  
352 casualties or contamination. (Medical units are authorized a high density of CAM by CTA.  
353 Additionally, they have radiation safety specialists).
- 354 • **Potential Targets.** Reconnaissance, surveillance, and monitoring plans should coincide with  
355 fixed site assessment of targeted base activities.
- 356 • **Attachments and detachments.** NBCRS (FOX) teams and Biological Integrated Detection  
357 System (BIDS) teams attached, OPCON, or TACON to the base. TACON elements may be  
358 used for specified tactical missions but may not be assigned other missions without approval  
359 of the assigning headquarters.

360

361 **MISSION**

- 362
- 363 • Same as NBC Annex except:
  - 364 • **Monitoring and Survey Party Missions.** Identify monitoring and survey party missions
  - 365 assigned to tenant activities. May be assigned by base defense sectors or by potential target
  - 366 areas.

367

368 **EXECUTION: COMMANDER S INTENT**

- 369
- 370 • Criteria for Success.

371

372 **EXECUTION: CONCEPT OF OPERATION**

- 373
- 374 • **NBCRS priorities (1st, 2d, ...).** C<sup>2</sup> should generally remain with one base activity with the
  - 375 FOX teams placed TACON or OPCON to other tenants as necessary.
  - 376 • **NBCWRS.** Establish warning and reporting procedures for all designated reconnaissance,
  - 377 surveillance, and monitoring activities. Once time-sensitive information is collected, identify
  - 378 who needs that information first. Implement a warning and reporting architecture that permits
  - 379 the rapid transmission of NBC surveillance findings to the base defense operations center and
  - 380 to activities in downwind hazard areas.
  - 381 • **Areas (Reconnaissance, detection, monitoring).** Specify areas to be reconnoitered and
  - 382 monitored and the conditions that trigger these operations. May be peak threat periods, after
  - 383 a suspected attack, or “on-order”.

384

385 **EXECUTION: TASKS TO SUBORDINATE UNITS**

- 386
- 387 • **General guidance.** Provide unit/element task requirements such as responsible NAI and
  - 388 periodic requirements. Assign “On Order (O/O)” missions.
  - 389 • **Specific guidance.** Issue specific reconnaissance, surveillance, or monitoring guidance by
  - 390 separate FRAGO as required.

391

392 **EXECUTION: COORDINATING INSTRUCTIONS**

- 393
- 394 • Rehearsals. Because of the numerous tenants on a base and various mission priorities,
  - 395 orchestrating recon and surveillance will be a major challenge for large fixed site commands.
  - 396 Rehearsals and team training will help eliminate problems.
  - 397 • MOPP Protection. Specifies protection levels for detection, monitoring, and survey teams
  - 398 required to seek out contamination. Protection level is likely to be higher than the remainder
  - 399 of the site.
  - 400 • OEG from Commander. Radiation survey teams operating in nuclear areas require
  - 401 operational exposure guidance to avoid over-exposing party personnel.
  - 402 • Contamination Avoidance guidance. Initial guidance may be to locate contamination
  - 403 boundaries only, leaving complete contamination measurement until a later time.
  - 404 • Reports. Establishes reporting requirements for reconnaissance and survey teams and
  - 405 monitoring sites. Regularity of reports as well as reporting channels should be articulated.
  - 406 Channels may be different from normal chain of command. Base sector commanders are
  - 407 likely to be responsible for all tenants within the sectors.

408

409 **SERVICE SUPPORT**

- 410
- 411 • Same as NBC Annex.
- 412

### COMMAND AND SIGNAL

- Control Procedures. The operations center staff focus all reconnaissance, surveillance, and survey reports and recommend courses of action to mitigate WMD effects. Sector/tenant activities report to the base operations officer and request decontamination, reconnaissance, or MOPP exchange support, where these functions are controlled by the base commander.
- Communications. Same as NBC Defense Annex.
- NBCWRS. Same as NBC Defense Annex.

## SECTION IV. SMOKE SUPPORT APPENDIX TO NBC ANNEX

The Smoke Support Appendix provides site protection tools for developing a site camouflage, concealment, and deception (CCD) plan of which smoke support is a component. CCD for fixed sites generally includes a combination of hiding, blending, disguising, disrupting, and decoying to reduce an enemy's ability to acquire, identify, and effectively engage fixed site targets.

Smoke is usually perceived as working against visual target acquisition. However, modern smokes and obscurants work against visual and infrared spectrums, with millimeter wave (MMW) obscurants currently under development. Smoke and obscurant uses discussed below focus on fixed site use against both ground and aerial threats. Use the smoke appendix to provide detailed planning, preparation, execution, and sustainment of smoke operations.

### GENERAL

- Same as basic OPORD.

### SITUATION: ENEMY

- **Enemy electro-optical system threat.** List sensors and weapon systems the enemy might employ against fixed sites.
- **Enemy RSTA.** List enemy reconnaissance, surveillance, and target acquisition (RSTA) capabilities, and their reliance on visual and/or infrared sensors.
- **Types of smoke; delivery systems; stocks.** List enemy obscurants, capabilities, and delivery means.
- **Probability of smoke use; locations; type smoke; probable routes.**

### SITUATION: FRIENDLY

- **Assets to be used and availability.** By enemy RSTA system, list friendly smoke and CCD capabilities to inhibit enemy capability, and friendly systems availability. List other available CCD measures.
- **Attachments and detachments including smoke security assets.** It is unlikely that sufficient large area smoke assets will be available for complete fixed site protection. Consequently, base/base cluster commanders may distribute attached elements to sectors or activities within a base.

### MISSION

- **Identify unit(s) to conduct smoke missions.** Large area smoke missions must be assigned to a specific smoke delivery unit. Attached, DS, OPCON, or TACON are the preferred command relationships so that the smoke control officer receives orders from one supported unit controller.

- 466 • **Smoke requirements, location, time (start/stop).** Smoke type options are: visual, infrared  
467 (IR), or multispectral. Smoke intent options are: (1) Screen (smoke between enemy/friendly  
468 force or in friendly area; (2) Obscure (smoke on/or in front of enemy); (3) Protect (defeat  
469 enemy guidance systems or decrease nuclear thermal effects); and (4) Mark. Smoke density  
470 guidance includes: (1) Haze; (2) Blanket; and (3) Curtain.  
471 • **Purpose.** Why? Cover advance, movement, withdrawal, decontamination site.  
472

### EXECUTION: COMMANDER S INTENT

- 473  
474  
475 • **Criteria for success.**  
476 • **Mission intent (conceal, blind, mark, protect, deceive).** Smoke should not be used in  
477 isolation. Combine smoke with other CCD measures. Use smoke to help canalize enemy  
478 aircraft into air defense kill zones.  
479

### EXECUTION: CONCEPT OF THE OPERATION

- 480  
481  
482 • **Asset employment.** If smoke is used in defense against ground attack, consider using  
483 smoke on avenues where economy of force measures are required. If used against manned  
484 aircraft attacks, ensure that smoke unit cueing takes place well in advance so that screens  
485 can build in time to conceal desired smoke targets prior to enemy aircraft arrival. Attempt to  
486 conceal recognizable features that provide cues to attacking pilots (e.g., airfield interactions,  
487 towers, berthed vessels, port berths or cranes).  
488 • **Selected delivery systems mix.** Specify priorities for type smoke to be used and delivery  
489 systems (e.g., emplaced, projected, or large area smoke).  
490 • **Mission priorities (1<sup>st</sup> 2d, ...).** Prioritize smoke delivery based on overall command priorities.  
491 From the air, smoke attracts attention and at 600 mph, even split second diversions may  
492 result in inaccurate or ineffective ordnance delivery.  
493

### EXECUTION: TASKS TO SUBORDINATE UNITS

- 494  
495  
496 • **Employment (generator, projected smoke, smoke pots).** Where and when is smoke  
497 required? How long must the cloud be sustained. Wind direction is not nearly as critical for  
498 projected smoke although collateral damage may be a concern due to phosphorus content.  
499 • **Mission specific requirements for each task.** Must analyze the types of sensors to be  
500 degraded so that the correct type delivery systems and obscurant materials are available to  
501 perform the obscuration mission.  
502 • **Targets (priority assigned).** Target priorities should take all CCD measures into account.  
503 Refer to the OPORD CCD Annex, if included.  
504 • **Time start/stop smoke.** Where a combination of visual and infrared obscurants are to be  
505 used, start and stop times must be specified for each.  
506 • **Locations (primary, alternate).** For bases and base clusters, this list may be extensive due  
507 to the number of separate smoke targets to be protected.  
508 • **Security support.** Off base deception operations may require security or at least designation  
509 of security reaction forces.  
510

### COORDINATING INSTRUCTIONS

- 511  
512  
513 • **Smoke (start/stop, who initiates where).** Multiple smoke targets at ports, airfields, and large  
514 base clusters will present unique C<sup>2</sup> problems. Establish procedures to communicate  
515 between various control officers when smokes overlap or infringe on unintended operations.  
516 • **Target list (maps, overlays, coordinates).** The base commander should approve all target  
517 nominations on or around a base.  
518 • **Delivery schedule (time each task).** Where projected, emplaced, and generated smokes  
519 are to be integrated, the plan must prescribe when each delivery method will be employed.

- 520 (NOTE: The implication is that base defense/ground base defense are different. If you want  
521 to differentiate between smoke and infantry - needs to be clearer.)  
522 • **Movements, transportation, security.** Mobile smoke generators have reduced problems  
523 associated with repositioning of smoke generators. Smoke units with base defense smoke  
524 missions should not be double committed to ground base defense roles.  
525

### SERVICE SUPPORT

- 526  
527  
528 • **Future requirements.** Do present assets allow for future or sustained smoke operations?  
529 The OPORD may specify, "Be Prepared" missions for smoke elements.  
530 • **Resupply availability.** Pre-positioning of obscurant supplies will allow for long smoke  
531 mission duration and can accommodate generator repositioning due to wind shifts.  
532 • **Distribution (how, when, where, what, who).** Decentralized supply operations should be  
533 the rule on larger fixed sites, especially when smoke squads are detached from smoke  
534 platoons.  
535 • **Transportation of POL.** Normally POL is obtained from the supported fixed site. The plan  
536 should address special coordination required to obtain fog oil/graphite through supported  
537 units.  
538 • **Maintenance (smoke assets, vehicles).** Elements smaller than platoons should obtain  
539 common item organizational and higher level maintenance from a fixed site tenant activity.  
540 Unique smoke generator maintenance may require attaching additional maintenance  
541 personnel to the site maintenance organization.  
542 • **Activities providing support (classes of supply [who, when, where, what, how]).**  
543 Support for smoke elements operating independent of their parent platoon should be  
544 addressed.  
545 • **Consumption rates (each mission task).** Should be calculated for each type obscurant and  
546 for each smoke target at the site. (NOTE: Smoke elements make this calculation as a matter  
547 of course - then communicate needs to supported unit - or is that what you're trying to say.)  
548

### COMMAND AND SIGNAL

- 549  
550  
551 • **Smoke control officer (who, where, unit contact instructions).** Each smoke operation at  
552 a base or base cluster requires a smoke control officer. Additionally, because one or two  
553 generators may be used to provide smoke on fixed sites, smoke control officers may be  
554 required from the supported unit.  
555 • **Smoke control point.** Location of the smoke control officer.  
556 • **Frequencies and signal operating instructions (SOI) designation.** Due to lack of radios in  
557 rear area units, hardwire communications may be the preferred communications method for  
558 fixed site smoke operations.  
559 • **Command post (CP) locations (primary, alternate).** Locations for each activity supported  
560 should be designated along with locations of other CCD providers.  
561

## APPENDIX E FIXED SITE NBC DEFENSE EXECUTION TOOLS

---

### OVERVIEW

Passive defense measures for fixed site NBC defense are responses to anticipated or actual NBC attack and toxic industrial hazard (TIH). One of the most useful NBC defense tools resulting from the planning process is a synchronization matrix for the execution of NBC defense tasks.

A NBC Execution Matrix at figure E-1 and a Smoke Execution Matrix at figure E-2 is provided as a basis to begin the process of synchronizing unit efforts in support of the NBC defense tasks . These matrices demonstrate only the logic process that must consider specific threat/mission scenarios. These matrices are developed from OPOD taskings, and identify specific events which must occur for mission success, such as:

- The matrices identify hypothetical task/events and supporting unit taskings from the OPOD to support the example execution matrix.
- The example entries from the OPOD are only conceptual and should not be construed as all that are needed or extrapolated as is for a specific tasked event.
- Task/Event entries and taskings must conform to mission-specific influences such as threat, task organization, command guidance, unit capabilities, and the NBC defense mission (decontamination, reconnaissance, smoke).
- Remarks are included and may address specific requirements and command and control information not included in the task/events columns.

A blank matrix for use in developing entries to support specific threat/mission scenarios in support of the NBC defense taskings is provided at figure E-3. The Task/Event column and task columns in figure E-3 are blank since each matrix will have different user-identified events to be supported as well as individual unit taskings.

## Appendix E

27

ANNEX H		Chemical-Biological Support to OPORD 3-38-97			DTG 124030 Mar 97		
<b>MISSION:</b> Operate PORTSMOUTH port terminal to receive equipment and supplies for JTF Barker and to retrograde equipment as necessary. 14th Chemical Company provides GS decontamination to the port; the 92d Chemical Company (-) provides GS NBCRS reconnaissance and DS smoke generator support.							
Phase		A	B	C	D	E	
L I N E	Task/Event	Establish JTF Port Ops	Offload Ops	Storage Ops	User Staging Ops	Inland Clearance Ops	
	1	NBC Threat		SCUD w/ persistent nerve & blister	SCUD w/ persistent nerve & blister	SCUD w/ persistent nerve & blister	Persistent agents along LOC
	2	Templated Threat	Intel Agents and Saboteurs	Ship/MHE/Cgo contamination; personnel 2 <sup>o</sup> ; NAI 3	Contamination of equip/ supplies; personnel 2 <sup>o</sup> ; NAI 7	Contamination of equip/ supplies; personnel 2 <sup>o</sup> ; NAI 2,6	NAI 14, LOC chokepoint
	3	NBC Vulnerability		<b>Moderate;</b> however, requires 5-8 missiles to cover tgt area	<b>Moderate;</b> however, requires 5-8 missiles to cover tgt area	<b>Limited</b>	<b>Moderate</b>
	4	Decon Site Grid		Use on board and dock pumps to flush	Decon 36 NK 415116	Decon 37 NK 409128	Decon 38 NK 410120
	5	Link-up Point Grid			LU 36 NK 417112	LU 37 NK 405127	LU 38 NK 411118
	6	Decon Support		Use on board and dock pumps to flush	14th Cml Co establishes and mans site on receipt of OPORD; 1st priority msn	14th Cml Co (-) provides decon O/O; 2d priority	14th Cml Co (-) provides decon O/O; 3rd priority
	7	Smoke Support		Smk Plt in DS to terminal OIC. Visual/IR O/O	Smk Plt in DS to terminal OIC. Visual/IR O/O	Smk Plt in DS to terminal OIC. Visual/IR O/O	
	8	NBC Recon Support	Provide 2 Foxes for TIC and area recon	Provide M21 overwatch of berthing areas 1 and 3; O/O recon to verify/define	O/O Recon storage areas for contam vic NAI 7	O/O Recon staging areas vic NAI 2 and NAI 6	O/O Recon NAI 14
	9	BIDS & LRBSDS	Recommend BIDS/LRBSDS NAIs to the Corps G2				Request LRBSDS during high threat periods from NK 3612 to NK 4620
10	MOPP	ZERO	ZERO	TBD	TBD	TBD	
<b>Remarks:</b> BDOC will recommend position for BIDS vicinity of wharf operations. Request BIDS/LRBSDS support from Corps G3/CmlO if threat escalates. 14th Chemical Company establishes CP vicinity NK 4509. 92d Chemical Co (-) establishes CP vicinity NK 3612.							
					O/O = On Order 2 <sup>o</sup> = Secondary		

28  
29

Figure E-1. Example NBC Execution Matrix



## Fixed Site NBC Defense Execution Tools

30

ANNEX F		Smoke Support to OPORD 3-38-97			DTG 124030 May 97	
<b>MISSION:</b> 21 Chemical Company (DP) provides smoke and decontamination support on an area basis to Giebalstadt Army Airfield, vicinity PC 2465 to protect against ground and aerial attack.						
Phase		A	B	C	D	E
<b>L I N E</b>	<b>Task/Event</b>	Support ground defense ops in sector 23 vic PC 236610	Support ground defense ops in sector 27 vic PC 239639	Conceal acft revetments vic PC 247624 using CCD measures	Disrupt atk profiles from N vic PC 2353 to PC 2552	Conceal runway intersection vic PC 242661
<b>1</b>	<b>Enemy EO Systems Threat</b>	Optical day sights and poor quality image intensifiers	Optical day sights and poor quality image intensifiers	MMW radar, thermal imagers, and visual sights	Visual and inertial NAV aids	Visual, MMW, radar, and NAV aids
<b>2</b>	<b>Enemy Weapon Systems to be Degraded</b>	AT 5-6 ATGM and BTR/BMP/BRDM	AT 5-6 ATGM and BTR/BMP/BRDM	SU-25/MIG-29 acft, MI-24 helicopters	SU-25/MIG-29 acft, MI-24 helicopters	SU-25/MIG-29/MIG-21 acft
<b>3</b>	<b>Enemy Smoke Use</b>	Enemy smoke in lines 5 to 1 km in front of defense	Enemy smoke in lines 5 to 1 km in front of defense			
<b>4</b>	<b>Friendly Smk Delivery Systems</b>	Have limited 4.2" mortar smk, pots, & 2 gen	Have smk pots and 4 gen	Use Smk Plt (-) 4 gen, and CCD	Use Smk Plt, pots	Use Smk Plt (-), 2 gen, and pots
<b>5</b>	<b>Type Smoke &amp; CCD Required</b>	4.2" mortar visual	Visual	Visual until enemy 10 km out, visual & IR during atk	Visual and air defense decoys, radar reflectors	Visual, IR, and MMW decoys
<b>6</b>	<b>Smoke Target Area</b>	High speed ave. from PC 255641 to PC 236610	Area NE of Gate 7 vic PC 241650	Revetments vic PC 247624	PC 2353 to PC 2552.	Runway intersection vic PC 242661
<b>7</b>	<b>Smoke Purpose</b>	Disrupt attack formations	Economy of force in sector; delay enemy	Acft survivability against surprise attack	Canalize enemy into AD kill zone; protect AD site vic PC 271510	Decrease enemy visual & laser guided bomb accuracy
<b>8</b>	<b>Start/Stop Times</b>	Visual O/O when enemy 5 km out; duration 10-min	Visual O/O when enemy 7 km out; duration 35-min	Visual & IR O/O; duration 15-min.	Visual O/O; duration 25-min.	Visual & IR O/O; duration 10-min
<b>9</b>	<b>Smoke Control Officer</b>	Sector 23 FSO	3d Plt Ldr, 21st Cml Co	2d Plt Ldr, 21st Cml Co	1st Plt Ldr, 21st Cml Co	312th TFW designated OIC
<b>10</b>	<b>Smoke Sustainment</b>	Pre-position 4.2" ammo for four 10-min missions	2-hours Visual	1-hour Visual, 1-hour IR	2-hours Visual	1-hour Visual, 30-min IR
<p><b>Remarks:</b>                      Smoke pots will be used to conceal all generator locations as well as for rapid buildup of clouds.                      Masks will be worn when working within HC smoke clouds.                      At least 5-minutes buildup is required for tasks B through E. <span style="float: right;">O/O = On Order</span></p>						

31

**Figure E-2. Example Smoke Execution Matrix**

# Appendix E

---

32  
33

ANNEX _____		NBC Support to OPORD _____			DTG _____	
<b>MISSION:</b>						
Phase		A	B	C	D	E
L I N E	Task/Event					
1						
2						
3						
4						
5						
6						
7						
8						
9						
10						
<b>Remarks:</b>						

34

Figure E-4. Blank Matrix

## APPENDIX F

# HOST NATION AND CIVILIAN CONSIDERATIONS

---

### OVERVIEW

Fixed sites, ports, and airfields outside the United States are established and maintained by agreements and memorandums of understanding between the U.S. and the host nation (HN) government. These installations assist in the implementation of U.S. policy during peacetime, in humanitarian assistance operations, and in sustaining the force during conflict. Once established, fixed site operations rely heavily upon Department of Defense (DOD) Civilians and Non-DOD Civilians (Contractors, contract employees, and HN local hires) to conduct day-to-day operational mission activities. DOD, non-DOD, and HN civilians play vital roles in fixed site planning and operations and in operational mission accomplishment, providing prompt and sustained support in times of peace and conflict. Disruption in their functional capacity will adversely impact fixed site operations at critical periods.

### ORGANIZATION, ROLES, AND RESPONSIBILITIES

**U.S. Embassy.** The U.S. Ambassador is the senior U.S. official to the HN, and is directly responsible to the President of the United States in carrying out U.S. policy. Embassy organization and duties of embassy officials support implementing U.S. policy. The U.S. Ambassador and embassy staff are direct links to the HN government and can provide the means for acquiring HN assets in support of fixed site operations. U.S. Embassies also develop and maintain Emergency Action Plans (EAP) that should be considered during fixed site planning. Embassy staffs maintain liaison with all elements of the HN to include, government, intelligence, influential citizens, labor and political leaders, populace, and industry. As such their offices provide expedient lines of communication with the HN government to expedite approval for changes and additions to fixed site operations; clearing political, economic, and religious obstacles which may arise; authorizing the use of HN assets on a timely basis; and negotiating labor disputes with laborers.

**Fixed Sites.** Bases may need personnel from the HN to perform immediate and long-term functions, such as laborers, stevedores, truck drivers, supply handlers, equipment operators, mechanics, linguists, medical aides, computer operators, and managers. These may be available from a HN labor pool. The HN may also provide military or paramilitary units to support U.S. forces by performing traffic control, convoy escort, base security, and cargo and troop transport duties. However, HN support is highly situational and heavily dependent on operational capabilities of the HN and its support for U.S. policies. Commanders, using civil affairs personnel, must determine functional types and levels of HN support that can be accepted with a high assurance that the HN will be able to meet commitments. For example, civil affairs personnel in conjunction with their counterparts in the HN would make the following determinations: Is the labor force stable and adequate to provide needed resources for daily operations and to fulfill surge requirements? Is military security competent to quell spontaneous and organized actions directed at the fixed site and toward U.S. personnel and civilians? Are translators competent to act as intermediaries with a high assurance of correctly enunciating and relating all positions correctly? Is there a high assurance that HN personnel filling critical positions will continue in the capacity during periods of instability? Will the HN provide and sustain required resources? Some HN planning factors to consider are outlined in table F-1.

47  
48

Table F-1.

HOST-NATION SUPPORT PLANNING FACTORS
<ul style="list-style-type: none"><li>• Capability, dependability, and willingness of the HN to provide and sustain resources.</li><li>• Shortfalls in U.S. forces supplemented by HN support and reductions in U.S. forces made possible by using HN support.</li><li>• Effects of HN support on morale, both HN and U.S.</li><li>• Effects on security, to include operations security.</li><li>• HN international agreements and treaties that specify U.S. involvement in the area of operations.</li><li>• Capability of U.S. forces to accept and manage HN support.</li><li>• Availability of HN support in the type and quantity agreed upon across the range of military operations.</li><li>• Capability of U.S. forces to supplement and assist HN forces executing rear area operations.</li></ul>

49  
50  
51  
52  
53  
54  
55  
56  
57  
58  
59  
60  
61  
62  
63  
64  
65  
66  
67  
68  
69  
70  
71  
72  
73  
74  
75  
76  
77  
78  
79  
80  
81  
82  
83

The fixed site commander is responsible for mission readiness of the fixed site and for maintaining physical security and force protection.

**Mission readiness of the fixed site.** Key to fixed site mission readiness in this vulnerable environment is ensuring the site and its personnel are organized, equipped, trained, and available even when subjected to acts of civil disorder; terrorists activities; and/or employment of WMD or TIH. This requires:

- Organization. Organize tenant units to support the base cluster/base NBC defense plan. Integrate HN assets as available to complement base cluster/base defense and minimize threat actions. Obtain additional support from transient units not yet tasked with other missions.
  - Establish and maintain NBC Emergency Response Standing Operating Procedures (SOP) involving fixed site assets and integrated HN assets. Fully commit, but do not over commit assets.
  - Organize Emergency Response Teams (ERT) from all fixed site tenants to reduce the probability of damage and minimize the effects from WMD, TIC, or disasters.
  - Maximize use of available time through site preparation, task organizing, assigning objectives and sectors, effective C<sup>2</sup>, and use of redundant lines of communication with ERT and other response forces once engaged.
  - Know your key personnel and understand their availability in time of crisis. Key personnel include supervisors, key technical staff, and linguists.
  - Establish HN security assets in primary role, but provide for planned backup from fixed site assets.
  - Establish group of selected subject matter experts from fixed site staff and tenant organizations to liaison with embassy staff and interface directly with HN to increase NBC defense awareness and expedite support and logistics requirements.

---

## Host Nation And Civilian Considerations

---

- 84 • Equipment. Establish mission essential equipment requirements for NBC defense. Allocate  
85 available supplies and equipment to support the requirement.  
86  
87 • Determine types and quantities of supplies and equipment needed to support the plan  
88 (e.g., decontaminants, IPE, CPE, engineering, communication).  
89  
90 • Determine requirements of what to issue, to whom, when, and training required when  
91 issued.  
92  
93 • Determine most suitable distribution method to support the NBC defense plan (e.g.,  
94 unit issue, consolidated location, dispersed locations). Consider storage  
95 requirements, hardening from effects of NBC hazards; fires; deterioration; weathering  
96 effects; security requirements; availability; affect on plan if not available as needed.  
97  
98 • Training. Specify and accomplish training objectives. Determine training resource  
99 requirements; equipment/supply support.  
100  
101 • Leader Training. Train in NBC defense conditions that support the base cluster/base  
102 NBC defense plan. Focus training and add complexity and difficulty to METL training  
103 and NBC defense requirements. Train in common NBC tasks and in use of work/rest  
104 cycles to sustain maximum NBC defense readiness condition in stressful and lethal  
105 situations. Know the mission and evaluate units capability to effectively respond.  
106  
107 • Individual Training. Train in common NBC tasks (individual decontamination,  
108 masking, MOPP, NBC recognition, warning and reporting). Train to support the NBC  
109 defense plan. Make training tasks progressively harder as personnel training  
110 level/knowledge rises.  
111  
112 • Collective Training. NBC collective tasks are part of the unit training plan or are tasks  
113 derived from the METL. To save valuable training time and effort, determine which  
114 tasks support more than one mission essential task. Also, determine which essential  
115 tasks must be trained in an NBC environment. Identify tasks that:  
116 • Should not be done in a contaminated environment.  
117 • Can be done by increasing MOPP.  
118 • Must be done, but execution rates in MOPP are unacceptable. These tasks  
119 become the focus whereby plans (SOP) describe how operations will be  
120 different under NBC conditions.  
121  
122 • Train NBC defense teams to perform their NBC defense plan function. Tactic, technique, and  
123 procedure (TTP) differences in training, doctrine, and equipment may require training  
124 adjustments. Working with HN and/or coalition forces requires consideration of challenges  
125 such as: equipment, material, manpower, language, doctrinal, political, and social differences.  
126  
127 • Rehearsals/Drills. To insure interoperability under NBC conditions, training should replicate  
128 conditions in an NBC environment. These rehearsals and drills serve to answer questions,  
129 such as:  
130  
131 • Is the plan task-organized properly; does all equipment function according to plan;  
132 who will conduct decontamination; who will conduct survey?  
133  
134 • Are mission assignments appropriate for units' capabilities; is mission support needed  
135 and available?

136  
137 Rehearsals, drills, and exercises conducted between joint, coalition, and HN forces create rapport  
138 and establish relationships; create a degree of standardization and economy of resources;  
139 establish understanding, and focus leaders on common goals. This strengthens and reinforces  
140 teamwork and surfaces problems that must be clarified/amended.

- 141
- 142 • Availability. Regardless of the environment, critical personnel must be available to  
143 accomplish the mission. Radical changes can occur without adequate warning (Iran takeover  
144 of the U.S. embassy); therefore, plans must take into account items, such as:
    - 145
    - 146 • Recall rosters. Tenant units establish and maintain rosters for immediate notification  
147 of site personnel, contract civilians, and HN civilians. Rosters may be selective based  
148 on need (e.g., surge operations, alert team response training, security alerts).  
149 Enforce established response times to ensure critical functions are maintained.
    - 150
    - 151 • Non-Combatant Evacuation Operations (NEO) Plans. The Department of State  
152 (DOS) and the chief of mission (COM) (the U.S. Ambassador to the HN) are primarily  
153 responsible for NEO. The COM formulates NEO plans to evacuate noncombatants  
154 and nonessential personnel from the HN. These plans should address NEO under  
155 NBC conditions and may require DOD support with issuing protective equipment and  
156 providing instruction in its use. The establishment of WMD employment indicators  
157 that “trigger” evacuation is critical.
    - 158
    - 159 • Contingency Plans to Backfill. Selecting replacement personnel or Identifying  
160 returning personnel is key to maintaining or restoring full mission complement.
  - 161
  - 162 • Civil defense preparedness. Establish and maintain operational and hardened collective  
163 protection shelters; mission essential personnel designations; non-combatant evacuation  
164 routes; and personnel and equipment staging areas.

165  
166 **Maintaining fixed site physical security and force protection.** This includes involvement of  
167 DOD/non-DOD civilians, HN civilians/international workers, and the HN government. These  
168 personnel support the site’s ability to react, survive, repel, recover, and continue the mission.

## 169 170 **COMMAND AND CONTROL**

### 171 172 **NORMAL OPERATIONS**

173  
174 Fixed site commanders plan for day-to-day mission activities and provide for the needs of  
175 DOD/non-DOD civilians (contractors, contract employees, and local host nation and guest  
176 workers) and dependents who may be authorized on-site. Realistically, planning addresses both  
177 the most current probable threat and reasonable expectation of future threats. Use staff planning  
178 priorities to distinguish essential requirements from those that are merely desirable. Host nation  
179 and civilian considerations might include:

180

181 **Status of Forces Agreement.** International law permits a sovereign power to prosecute nonmilitary  
182 offenses committed within its borders by members of a visiting force. This power may be further defined or  
183 surrendered to military authorities through Status of Forces Agreements (SOFA) and other treaties or  
184 agreements, depending upon the nature and circumstances of the offense that has been negotiated between  
185 the US and HN. Each SOFA is different. See Service publication for subjects that may be covered.

186

---

## Host Nation And Civilian Considerations

---

187 In addition to the SOFA, a memorandum of understanding (MOU) may be negotiated between the  
188 US and the HN concerning specific items not covered in the original SOFA.

### 189 **Supplies, Services, and Equipment.**

- 191
- 192 • Use HN facilities for hospitals, headquarters, billets, warehouses, and maintenance shops.  
193 Balance HN resource availability and capability with HN requirements.
- 194
- 195 • Plan for and make available adequate, safe housing for personnel designated as operationally  
196 essential, such as DOD employees and non-DOD civilian personnel, and contract workers.  
197 Determine unique shelter requirements and the extent to which they can be supported.
- 198
- 199 • Consider HN support for special functions, such as rail operations, convoy scheduling, air  
200 traffic control, harbor services, fire, and security. Personnel services require forward planning  
201 for efficient and economical use of limited US resources.
- 202
- 203 • Consider HN resources and contingency contracting for special equipment and NBC defense  
204 support (e.g., decontaminants, fire fighting equipment for decon support, protective covers).  
205 Local purchases of supplies and services may reduce logistics requirements. Such  
206 purchases must consider relative abundance of required item(s) and HN needs.
- 207
- 208 • Use Civil Affairs teams to contract for HN support; establish C<sup>2</sup> agreements between the HN  
209 element and the fixed site commander; and contract with the HN to provide CDE, Class II, III,  
210 IV, VII support and support items which may be unique to the HN.

211

212 **NBC Protection and Physical Security.** These considerations are extremely important with  
213 respect to avoiding or protecting against terrorist WMD and TIH threats.

- 214
- 215 • Maintain linkage with intelligence staffs. HN agencies are normally excellent Human  
216 Intelligence (HUMINT) and Counter Intelligence (CI) sources. Maintain effective links with HN  
217 police, military, and paramilitary agencies.
- 218
- 219 • Use civil affairs personnel and embassy staff liaisons to maintain contacts with HN agencies.  
220 These activities can assist and coordinate efforts to identify: HN support for TIH sites; threat  
221 information; political personnel and media with friendly or opposition views; and routes,  
222 holding areas, and supply points. HN agencies will generally assume responsibility for  
223 countering actions of indigenous personnel.
- 224
- 225 • Psychological Operations (PSYOPS). PSYOPS activities have the ability to quickly assist HN  
226 agencies in dispensing Civil Defense (CD) response actions and CD warnings to areas  
227 affected by TIC release, terrorists activities or WMD actions.
- 228
- 229 • Agreements. Support agreements will delineate HN prerogatives and may designate that  
230 U.S. and supporting HN commanders retain command of their respective units, creating  
231 synchronization and execution challenges.
- 232
- 233 • HN Support. Base Cluster/Base commanders determine the type and degree of HN support  
234 required during periods of increased tension and/or conflict. HN may continue to provide all  
235 security or share support responsibility with U.S. forces.
- 236
- 237 • Alarm Networks. Orient available detectors and alarms with the prevailing wind direction to  
238 provide maximum warning. Extensive alarm networks may be cost prohibitive, thus

## Appendix F

---

239 employment of available alarms must be efficient and effective. Advance warning allows  
240 adjustments to higher MOPP levels; activation of collective protection shelters;  
241 notification/activation of emergency response forces, and dissemination of avoidance,  
242 individual protection, and decontamination procedures.

243

244 • Individual and collective protection. Equip personnel IAW emergency response plans and  
245 SOP. Determine minimum collective protection requirements and designate and establish  
246 dispersed locations, which provide the required degree of collective protection for site  
247 personnel. Designate collective protection areas and identify occupants for each. In the  
248 absence of available shelters, train personnel to utilize available cover (see Appendix J, also)  
249 for protection from chemical agents.

250

251 • Evacuation. Site evacuation, often a political decision, may occur in order to minimize danger  
252 to DOD, non-DOD, and HN civilians from hazards such as extreme environmental  
253 phenomena; fires; explosions; and NBC hazards. Advanced, well-publicized intentions of  
254 plans may preclude interference. Use CA and PSYOP to develop, produce, and disseminate  
255 information using the language of the country. Evacuation environments differ and may occur  
256 in:

257

258 • Permissive environment. There is no apparent threat to evacuees. The HN does not  
259 oppose the orderly departure of U.S. personnel (support may be limited to medical,  
260 logistics, transportation, and security).

261

262 • Uncertain environment. The degree of danger is uncertain. The HN may or may not  
263 be in control but cannot or will not ensure safety.

264

265 • Hostile environment. HN or other forces are expected to oppose evacuation.  
266 Sizeable security forces may be positioned with the evacuation force or at  
267 intermediate staging bases (ISB).

268

269 • Toxic Industrial Materials. Identify toxic industrial chemical hazards (on and off site) which  
270 may pose a health hazard or accident threat (e.g., munitions, ammonia, chlorine, fertilizer,  
271 grain storage, fuel storage, landfill, pharmaceutical manufacturing, medical laboratory by-  
272 products/reagents, industrial operations).

273

274 **Noncombatants.** The US has responsibility for all DOD/non-DOD civilians, contract workers, HN  
275 and international civilians authorized on-site. Specific NBC defense considerations might include:  
276 continued NBC defense support; decontamination; and medical support including immunizations,  
277 treatment, and evacuation, and long term care. Commanders should seek specific policy  
278 guidance from higher headquarters to establish command responsibilities for providing NBC  
279 defense/humanitarian service to off-site civilians/refugees.

280

281 As the threat increases or actual hostilities occur, noncombatants and other selected personnel  
282 may be ordered to evacuate to a safehaven or back to CONUS. Remaining mission essential  
283 personnel might require additional training and/or cross-training to fulfill critical mission  
284 requirements. Base/base cluster NBC operations personnel should maintain a status similar to  
285 table F-2 for these mission essential noncombatants.

286



## Host Nation And Civilian Considerations

287

Table F-2. Non-Combatant NBC Status

ID NUMBER	NAME (LAST, FIRST, MI)	HOME ADDRESS	IPE ISSUED	DOD UNIT SPONSOR	TRAINING STATUS

288

289 **Considerations/Responsibilities.** Forced separation during an evacuation may create extreme  
290 personal hardships (mental, physical, and economical). Pursuant to Executive Order (EO) 12656,  
291 the Department of State is responsible for the protection and evacuation of American citizens  
292 abroad and for safeguarding their property. This EO directs the DOD to advise and assist in  
293 preparing and implementing evacuation plans.

294

295 • After approval, the following personnel can be ordered to depart and are eligible for  
296 evacuation assistance: American civilian employees of US government agencies (except  
297 DOD employees of military commands); US military personnel assigned to the embassy;  
298 Peace Corps volunteers; American citizens employed on contract to US government agencies  
299 (if the contract so provides); dependents of personnel assigned to the above activities;  
300 dependents of other US military personnel, including military commands. Other personnel  
301 cannot be ordered to depart but are authorized evacuation assistance.

302

303 • Priority of assistance is: (1) American citizens; (2) Alien immediate family members; (3) Third  
304 country nationals and foreign service national employees of the U.S. government; (4) Eligible  
305 non-Americans designated by Department of State (DOS) (seriously ill, lives in imminent  
306 peril); (5) Others as determined by DOS.

307

308 **Physical and Operational Security (OPSEC) Awareness.** Evaluate fixed site vulnerability using  
309 the vulnerability analysis process established in Appendix C. Reduce vulnerability to the site and  
310 site personnel by identifying measures for prevention, deterrence, and response. Involve military,  
311 civilian, and family in passive and active actions. Heightened NBC risks should be accompanied  
312 by increased physical and personal security and OPSEC. Increased security measures may  
313 include:

314

315 • Liaison with HN intelligence, police, and clergy for local activity.

316

317 • Increased surveillance of local hires; identify areas for heightened security and potential  
318 criminal acts.

319

320 • Increased self awareness when traveling or residing off-site.

321

322 • Increased awareness of local environmental and political activities that conflict with site  
323 mission; reduce or limit site access; evacuation of non-essential personnel (e.g., families).

324

325 • Locate, identify, and classify by probability, operational hazard, and extent of danger those off-  
326 site commercial industries, which may pose an accident or terrorist threat.

327

### EMERGENCY OPERATIONS

328

329

330 **Implement Emergency Response Plans.** Limit personnel, equipment, and supplies exposure;  
331 protect personnel, supplies, and equipment; contain the contamination; decontaminate as  
332 required; make and implement timely risk decisions; plan for and exercise non-combatant  
333 evacuation operations (NEO). Be ready to handle casualties (psychological and physical) who will  
334 be unable to perform their duties.

335

336 **Provide for Required Personnel Needs.** Fixed sites may be stressed by conditions that require  
337 emergency response. Sustain individual and collective protection; prioritize decontamination;  
338 institute selective immunizations and evacuations. Be prepared to deal with large numbers of  
339 displaced civilians and noncombatants, both U.S., HN, and other.

340

341 **Protect Critical and Mission Essential Operations.** Defending against NBC weapons requires  
342 fixed sites to apply the NBC defense principles: contamination avoidance; protection; and  
343 restoration. Planning to defend against NBC weapons requires an analysis to determine what  
344 needs protection. Consider supporting functions of the site since they contribute to the primary  
345 mission.

346

347 **Continue Mission Support.** Reduce actions of sabotage (e.g., fires, bombs, tampering,  
348 disruption); restore equipment and services for reduced, full, or increased mission capability;  
349 increase physical and operational security; limit interference with emergency response teams;  
350 provide backup support to critical mission requirements and support.

## APPENDIX G

# TOXIC INDUSTRIAL MATERIALS

---

### GENERAL CONSIDERATIONS

Toxic industrial material (TIM) hazards previously considered insignificant during wartime, increase greatly in significance when manufactured, stored, distributed, or transported in close proximity to fixed site operations. Deliberate or inadvertent release during military operation other than war (MOOTW) significantly increases hazards to the indigenous population and US forces. While chemical warfare agents are highly toxic and lethal in small amounts, the countries that produce them are generally known and are few in number when compared with the quantities and universal nature of TIM. TIM should be recognized for the single hazard they pose as well as the potential risks that may result from explosion, fire, and associated products derived from a single TIM or TIM in combination. Most TIM will present a vapor (inhalation) hazard. Vapor concentration at or near the point of release may be very high and may reduce the oxygen concentration below that required to support life. These TIM are generally in one of the following categories:

- **Agricultural** - Includes insecticides, herbicides, fertilizers.
- **Industrial** - Chemical and radiological materials used in manufacturing processes or for cleaning.
- **Production and Research** - Chemicals and biologicals produced or stored in a facility.
- **Radiological** - Nuclear power plants, medical facilities/laboratories.

### PLANNING CONSIDERATIONS

Given the prevalence of TIM throughout the world, it must be assumed that future threats to US military force deployments will include TIM hazards. Area studies, intelligence estimates; and or economic studies may indicate potential TIM hazards in the AO. All levels of command should keep a totally open flow of information regarding the existence and status of TIM hazardous areas. Commanders must ensure the exercise of appropriate security safeguards for TIM hazard planning information, since potential belligerents could use the threat of release as well as the actual release of TIM hazards to increase local and regional tensions. Identification, location, detection, and appropriate response to potential TIM hazards must be a key part of NBC defense planning. Information of particular significance when planning a TIM hazard response includes the TIM location, hazard presented (explosive, flammable, inhalation), quantity of material involved (in combination or single), dispersion patterns based on historical prevailing wind direction, activities or populations to be evacuated/protected, protection required, established safe distances for personnel, and hazard control requirements.

In addition to other sources, the *North American Emergency Response Guidebook 1996 (NAERG96)* provides a general reference for identifying specific and generic TIM hazards, individual protection required, and emergency response when responding to the initial TIM hazard. Briefly, the NAERG96 provides a quick cross-reference index for TIM ID Numbers, Guide Numbers, and alphabetical listing of TIM hazard categories which are then incorporated into a table of initial isolation and minimum protective action distances to the 90th percentile (90% probability that hazard will not exceed these distances) (table G-1).

Develop a chart or table for known TIM hazards that may affect fixed sites. Display information (and the chart) for minimum protection of responding personnel and immediate protection of life and health of the general public. Support the chart with annotated small scale and city maps of hazard locations with prepared templates to visually depict the TIM Protective Action Zone, isolation zones, response personnel protection requirements, evacuation routes, and population holding areas.

48

**Table G-1. Initial Isolation and Protective Action Distances (Example)**

ID No./NAME OF MATERIAL	SMALL SPILLS (From a small package or small leak from a large package)			LARGE SPILLS (From a large package or from many small packages)		
	First ISOLATE in all Directions Meters (Feet)	Then PROTECT Persons Downwind during-		First ISOLATE in all Directions Meters (Feet)	Then PROTECT Persons Downwind during-	
		DAY Kilometers(Miles)	NIGHT Kilometers(Miles)		DAY Kilometers (Miles)	NIGHT Kilometers (Miles)
1005 Ammonia, anhydrous	30m(100ft)	0.2km(0.1mi)	0.3km(0.2mi)	95m (300ft)	0.3km(0.2mi)	0.8km(0.5mi)
1005 Hydrogen chloride, anhydrous	60m(200ft)	0.2km(0.1mi)	0.5km(0.3mi)	155m*(500ft)	0.5km(0.3mi)	1.8km(1.1mi)
2480 Methyl Isocyanate	125m(400ft)	0.5km(0.3mi)	2.3km(1.4mi)	305m(1000ft)	1.9km(1.2mi)	8.2km(5.1mi)
2477 Methyl isothiocyanate	60m(200ft)	0.2km(0.1mi)	0.6km(0.4mi)	185m (600ft)	0.6km(0.4mi)	2.4km(1.5mi)

49

50 Since toxic industrial vapors tend to flow into low places with little air circulation, the preferred location  
51 (balanced by mission requirements) for military facilities close to TIM hazards is at higher elevations, in  
52 open areas, upwind, and at established safe distances from the source.

53

54 Establish a hazard response guide for those TIM hazards, which could provide serious consequences if  
55 released. The hazard response guide must include the elements for the TIM hazard involved such as in  
56 Table G-2.

57

58 **Of vital importance to commanders and troops, is an awareness that current military respirator**  
59 **canisters can provide very limited protection from TIM. Some TIM hazards can displace oxygen**  
60 **from the air rendering respirators ineffective; therefore, only use respirator canisters for**  
61 **protection while immediately exiting the hazard area.**

62

63 **DETERMINING PROTECTIVE ACTION ZONES**

64

65 Plans that support Protective Action Zones for each hazard site and immediate evacuation from the  
66 hazard path are the best defense against the TIM hazard. As a minimum, commanders should consult  
67 with the Engineer Officer, NBC Defense Officer, Legal Officer, Medical Officer, Intelligence Officer,  
68 Provost Marshal, and Public Affairs Officer when planning Protective Action Zones. These staff officers  
69 can provide guidance for hazard isolation, entry denial, evacuation, and in-place protection. National  
70 sources may be available to provide operational and scientific expertise in the event of an actual incident.

71

72 • **Isolate Hazard Area/Entry Denial.** Isolating the hazard area establishes control and is the first step  
73 for protective actions that follow. Exclude personnel not directly involved in responding to the hazard,  
74 especially responding personnel that are not adequately protected. The Initial Isolation Zone will  
75 include upwind distances from the incident within which dangerous concentrations of a material may  
76 exist.

77

78 • **Evacuate.** When time and mission allow, evacuation is the best protective response to a TIM hazard.  
79 However, there must be enough warning and preparation time to evacuate the Protective Action Zone.  
80 Evacuate personnel nearest and those outdoors in direct view of the scene, then evacuate personnel  
81 furthest from the TIM hazard. The Protective Action Zone assumes that random wind direction  
82 changes confine the hazard vapor plume to an area within 30 degrees on either side of the  
83 predominant wind direction, resulting in a crosswind protective action distance equal to the downwind  
84 protective action distance. For practical purposes, the Protective Action Zone (e.g., the area in which  
85 people are at risk of harmful exposure) is a square, whose length and width are the same as the  
86 downwind distance as shown in figure G-1. The hazard is located at the center of the circle, which  
87 represents the Initial Isolation Zone around the hazard. Emergency action evacuation must consider  
88 that water reactive Poison Inhalation Hazards (PIH) that make their way into streams will move with  
89 the current and stretch the hazard substantial distances from the hazard point.

90  
91

**Table G-2. Example Hazard Response Guide (Mixed Load/Unidentified Cargo)**

<b>POTENTIAL HAZARD</b>
<b>FIRE OR EXPLOSION</b>
<ul style="list-style-type: none"> <li>• May explode from heat, shock, friction or contamination.</li> <li>• May be ignited by heat, sparks or flames.</li> <li>• Vapors may travel to source of ignition and flash back.</li> <li>• Containers may explode when heated.</li> </ul>
<b>HEALTH</b>
<ul style="list-style-type: none"> <li>• Inhalation, ingestion or contact with substance may cause severe injury, infection, diseases or death.</li> <li>• High concentration of gas may cause asphyxiation without warning.</li> <li>• Contact may cause burns to skin and eyes.</li> <li>• Runoff from fire control may cause pollution.</li> </ul>
<b>PUBLIC SAFETY</b>
<b>PROTECTIVE CLOTHING</b>
<ul style="list-style-type: none"> <li>• Wear positive pressure self-contained breathing apparatus (SCBA).</li> <li>• Structural firefighters' protective clothing will only provide limited protection.</li> </ul>
<b>EVACUATION</b>
<b>Fire</b>
<ul style="list-style-type: none"> <li>• If tank, rail car or tank truck is involved in a fire, ISOLATE for 800 meters (1/2 mile) in all directions; also, consider initial evacuation for 800 meters (1/2 mile) in all directions.</li> </ul>
<b>EMERGENCY RESPONSE</b>
<b>FIRE</b>
<b>CAUTION: Material may react with extinguishing agent.</b>
<b>Small Fires</b>
<ul style="list-style-type: none"> <li>• Dry chemical, CO<sub>2</sub>, water spray or regular foam.</li> </ul>
<b>Large Fires</b>
<ul style="list-style-type: none"> <li>• Water spray, fog or regular foam.</li> <li>• Move containers from fire area if you can do it without risk.</li> </ul>
<b>Fire Involving Tanks</b>
<ul style="list-style-type: none"> <li>• Cool containers with flooding quantities of water until well after fire is out.</li> <li>• Do not get water inside containers.</li> <li>• Withdraw immediately in case of rising sound from venting safety devices or discoloration of tank.</li> <li>• ALWAYS stay away from the ends of tanks.</li> </ul>
<b>SPILL OR LEAK</b>
<ul style="list-style-type: none"> <li>• Do not touch or walk through spilled material.</li> <li>• Eliminate all ignition sources (no smoking, flares, sparks or flames in the immediate area).</li> <li>• All equipment used when handling the product must be grounded.</li> <li>• Keep combustibles (wood, paper, oil, etc.) away from spilled material.</li> <li>• Prevent entry into waterways, sewers, basements or confined areas.</li> </ul>
<b>FIRST AID</b>
<ul style="list-style-type: none"> <li>• Move victim to fresh air.</li> <li>• Call emergency medical care.</li> <li>• Apply artificial respiration if victim is not breathing.</li> <li>• Do not use mouth-to-mouth method if victim ingested or inhaled the substances; Use other approved respiration devices equipped with a one-way valve.</li> <li>• Remove and isolate contaminated clothing.</li> <li>• Administer oxygen if breathing is difficult.</li> <li>• Shower and wash with soap and water.</li> <li>• Effects of exposure (inhalation, ingestion or skin contact) may be delayed.</li> <li>• Ensure medical personnel are aware of the material(s) involved, and take precautions to protect themselves.</li> </ul>

92

## EXAMPLE- SMALL TIM RELEASE ( Night)

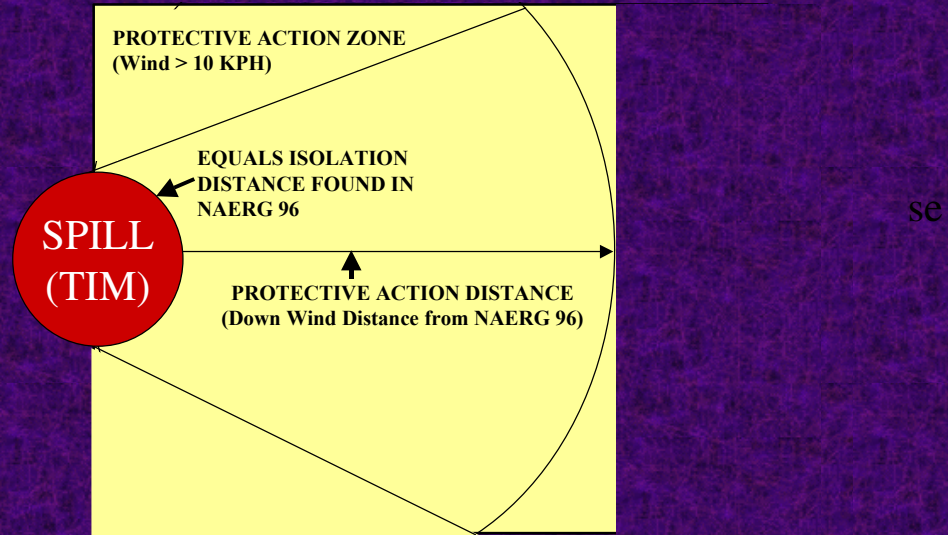


Figure G-1. Protective Action Zone

93  
94  
95  
96  
97  
98  
99  
100  
101  
102  
103  
104  
105  
106  
107  
108  
109  
110  
111

When evacuating the hazard area, individuals wear clothing that prevents deposition of liquid on and minimizes injury to exposed skin. NBC protective clothing may be used.

Do not permit evacuees to congregate at established safe distances. Evacuation to established safe distances does not guarantee complete safety for evacuated personnel. When possible, move evacuated personnel to a designated location by a specific route, and to a distance where additional movement is not required following a radical wind shift.

- In-Place Protection.** Use in-place protection (Table J-2) when evacuation may cause greater risk than remaining in place or when successful evacuation cannot be conducted. In-place protection may not be the option of choice if the TIM vapors are flammable; if the hazard is persistent; or if buildings cannot be closed tightly. Although vehicles are not as effective as buildings, vehicles can offer some protection for a short period when windows are closed and the ventilating system is shut off. Warn persons that are protected-in-place to stay clear of windows due to the danger from glass and projectiles in the case of fire and/or explosion. Maintain communications with in-place protected personnel to advise them of changing conditions. Communications is a psychological lifeline for personnel cutoff from freedom of movement and information.

## VULNERABILITY MITIGATION

Since TIM incidents differ, each will have special problems and considerations. During planning, attempt to secure pertinent information involving production, storage facilities, distribution, and transportation of TIM. As a minimum, obtain the type, quantity, and specific risk from fire, explosion, toxicity, corrosive effects, and/or persistency of gas. Sources for this information include appropriate scientific, civilian industrial, and chemical warfare treaty experts; safety reports and data sheets on the facility; international code markings on storage tanks; and local civilian authorities who may have emergency response procedures/resources.

A thorough vulnerability analysis provides an initial estimate of the NBC threat and is the first step toward mitigating the operational effects of damage or destruction of a TIM facility. Determining the TIM hazard/threat in an area of operations is a primary responsibility of the medical staff/supporting preventive medicine personnel, supported by the chemical and civil affairs staffs. Prior to entry into the area, area assessment teams provide information involving TIM hazard production and storage facilities and suspected hazard areas. These teams can also provide the threat to a given facility and input about previous industrial operations at the facility.

## TIM PRECAUTIONS

When no release has occurred, establish a minimum safety exclusion zone of 1-kilometer radius around the TIM facility. Mission requirements will determine entrance to this exclusion area. Avoid establishing encampments of mobile units within 5-km and permanent encampments within 10-km of the TIM facility. Deviations from these safety exclusion areas may be permitted after a detailed survey and assessment of the TIM facility.

If a TIM release occurs, evacuate beyond a 5-km safety exclusion zone until a chemical hazard prediction can be produced in accordance with Allied Tactical Publication 45. When mission requirements dictate entering the exclusion zone, personnel must wear, at minimum: Positive Pressure (Pressure Demand), self-contained breathing apparatus (MSHA/NIOSH approved); fully-encapsulated chemical resistant suit; chemical resistant inner gloves; chemical resistant outer gloves; two-way radio communications and other recommended safety equipment as appropriate. **NOTE: MOPP does not equal fully-encapsulated chemical resistant suit.** Units will not encamp within 10-km of the TIM release. Reduce safety exclusion areas only after a detailed survey and assessment of the extent of the probable hazard area.

When friendly units are required to operate in an area where a potential TIM facility exists, NBC defense planning should include these actions:

- Coordinate with HN emergency response teams.
  - US forces have no jurisdiction outside DOD installations except for the continuing obligation to safeguard US lives and property.
  - Integrate Department of State (DOS) into the decision-making process in OCONUS operations.
  - Teams may be from the HN government, HN armed forces, or from the industrial facility involved.
  - Communicating sensitive tasks and tasks requiring immediate response may hinder task accomplishment in non-English-speaking countries. Arrange for interpreters/translators.
- Identify the TIM, extent of contamination present, extent of possible contamination given a future accidental or intentional release.

## Appendix G

---

- 167 • Apply a matrix to develop the minimum safe distance to the hazard.
- 168
- 169 • Provide individual and group total dose dosimetry and radiological dose rate measurement for
- 170 low level radiation (LLR) hazard to at least .001 cGy/hour.
- 171
- 172 • Establish a LLR turn back dose rate for survey teams.
- 173
- 174 • Determine protection requirements for radiological hazards.
- 175
- 176 • Determine whether standard issue NBC defense equipment (e.g., protective mask, boots,
- 177 gloves, protective overgarment) will protect against the potential harmful effects of the
- 178 identified hazard.
- 179
- 180 • Develop a requirement for, procure, and train in protective equipment required to safely
- 181 respond to the potential release.
- 182
- 183 • Know the potential for serious long-term medical effects and legal liabilities involved with
- 184 exposure to low level radiation hazards.
- 185
- 186 • When military necessity dictates operations be conducted in a confirmed radiological hazard
- 187 area, initiate dose control measures in accordance with table G-3. (ACE Directive No. 80-63,
- 188 *ACE Policy for Defensive Measures Against Low Level Radiological Hazards during Military*
- 189 *Operations*).
- 190
- 191 • Coordinate with higher headquarters and HN to identify support availability.
- 192
- 193 • Identify chemical accident/incident response and assistance (CAIRA) teams (e.g., Technical
- 194 Escort units or similar civilian agencies).
- 195
- 196 • Anticipate scenarios that require coordinated responses.
- 197
- 198 • Develop a chemical accident/incident response plan.
- 199
- 200 • Determine requirements for hardening or in-place-protection of sites or activities that must
- 201 provide continuous mission support.
- 202

### NBCWRS ROTA PROCEDURES

203  
204  
205 If the position of the TIM release is known, report the event using the NBC-1 format, identifying the  
206 message as an NBC-1 ROTA (Release Other Than Attack).

- 207
- 208 • The Lines BRAVO, CHARLIE, DELTA, ECHO, FOXTROT, GOLF, HOTEL, INDIA, KILO, YANKEE,
- 209 ZULU ALPHA, and GENTEX within the report will contain the information currently described for
- 210 traditional NBC reports.
- 211
- 212 • Line GOLF will include the ROTA source. Line HOTEL will indicate TIM or the specific hazardous
- 213 compound if known. Line INDIA will indicate a description of the quantity of materiel released if
- 214 known.
- 215



Table G-3. RADIATION OPERATIONAL EXPOSURE GUIDANCE

TOTAL CUMULATIVE DOSE (cGy) <sup>1,2,3</sup> (See Notes)	RADIATION EXPOSURE STATE (RES) CATEGORY	RISK <sup>4,5</sup> (See Notes)	ACTIONS
<0.05 cGy	0	NO RISK	None
0.05 to 0.5 cGy	1A (See NOTE 1)	NORMAL RISK	Record Individual Dose Readings Initiate Periodic Monitoring
0.5 to 5 cGy	1B (See NOTE 1)	MINIMAL RISK	Record Individual Dose Readings Continue Monitoring Initiate RAD Survey Prioritize Tasks Establish Dose Control Measures as Part of Operations
5 to 10 cGy	1C (See NOTE 1)	LIMITED RISK	Record Individual Dose Readings Continue Monitoring/Update Survey Continue Dose Control Measures Execute Priority Tasks Only <sup>6</sup> (See Notes)
10 to 25 cGy <sup>7</sup> (See Notes)	1D (See NOTE 1)	INCREASED RISK	Record Individual Dose Readings Continue Monitoring/Update Survey Continue Dose Control Measures Execute Critical Tasks Only <sup>6</sup> (See Notes)
25 to 70 cGy <sup>8</sup> (See Notes)	1E (See NOTE 1)	SIGNIFICANT RISK	Record Individual Dose Readings Continue Monitoring/Update Survey Continue Dose Control Measures Execute Critical Tasks Only <sup>6</sup> (See Notes)

**NOTES:**

1. Dose is uniform to the entire body due to whole body irradiation. This table does not consider the intake of radioactive material. This is assumed due to employment of effective respiratory protection and other measures.
2. Keep all doses as low as reasonably achievable (ALARA). This reduces individual soldier risk and retains maximum operational flexibility for future employment.
3. The use of the measurement Milli Sieverts (mSv) is preferred. Normally the military only has the capability to measure Centigray (cGy). Use cGy if measurements in mSv is not possible. For whole body Gamma radiation: 1 cGy = 10 mSv.
4. Risk is long term health consequences, primarily induction of cancer. Total lifetime risk is assumed to be four to seven percent per 100 cGy (= 1000 mSv). This is in addition to the 20 - 25% incidence of fatal cancer among the general population. Additional health risks that may occur are teratogenesis and mutagenesis and their associated psychological and social consequences.
5. It must be noted that higher radiation dose rates produce proportionally more health risk than the same dose given over a longer period.
6. Examples of priority tasks are missions to avert danger to persons or to prevent damage from spreading. Examples of critical tasks are missions to save human life.
7. During peacetime, do not exceed this dose except to save human lives.
8. RES category 1E covers a wide range of dose and its lower level (25 cGy = 250 mSv) is the peacetime maximum operational dose in many NATO nations. This category is normally only applicable in wartime. Intentional exposure to doses in this category (25 - 70 cGy = 250 - 700 mSv) requires additional justification.

## Appendix G

217

NBC 1 (Release Other Than Attack)			
LINE	NUCLEAR	CHEMICAL	BIOLOGICAL
B (Position of observer.)		LB200300	
C (Direction of attack from observer.)			
D (Date-time group for start of attack.)		191440Z	
E (Date time group for end of attack.)		Unknown	
F (Location of area attacked.)		LB206300 Act	
G (Kind of attack.)		Ice Plant	
H (Type of agent/height of burst..)		Ammonia	
I (Number of munitions or aircraft.)		125 lb	
K (Description of terrain and vegetation.)		Urban	
Y (Downwind direction of hazard and windspeed.)		175 deg Grid	
ZA (Significant weather phenomena.)		None	

**NOTE:** Line items B, D, H, and either C or F should always be reported; other line items may be used if the information is known.

218

219

220

221

If the observer does not know the position of the TIM release, report IAW ATP 45(A) using the NBC-4 format as described for an off-target attack. Also include Lines GOLF, HOTEL, and INDIA.

NBC 4 REPORT (RECONNAISSANCE, MONITORING, AND SURVEY RESULTS)		
LINE	NUCLEAR	CHEMICAL
G (Kind of attack.)		Explosion
H (Type of agent/height of burst..)		Ammonia
I (Number of munitions or aircraft.)		125 lbs
Q (Location of sampling and type of sample)		LB206300 Act
R (Dose rate)		NA
S (Date-time group of reading)		191538Z

**NOTES:**

- Line items H, Q, R, and S may be repeated as often as necessary.
- Radiation dose rates are measured in the open, with instrument 1-M above the ground.
- In line R, descriptive words such as "initial," "peak," "increasing," "decreasing," "special," "series," "verification," or "summary" may be added.
- If readings are taken inside a vehicle or shelter, also give the correlation factor.

222

223

224

225

Use the normal NBC-3 message format for the hazard prediction. However, identify the message as an NBC-3 ROTA with Line HOTEL indicating TIM or the specific hazardous material, if known.

NBC 3 REPORT (IMMEDIATE WARNING OF EXPECTED CONTAMINATION)		
LINE	NUCLEAR	CHEMICAL
A (Strike serial number.)		Asg by NBCC
D (Date-time group for start of attack.)		191440Z
F (Location of area attacked.)		LB206300 Act
H (Type of agent/height of burst.)		Ammonia
N (NA)		NA
PA (Predicted hazard area.)		LB206300
		LB208302
		LB206302
		LB208300
		0175 Deg/015 kmph
Y (Downwind direction of hazard and windspeed.)		NA
Z (Effective wind dir and ws. Zone I nuclear, cloud radius.)		None
ZA (Significant weather phenomena)		NA
ZI (Effective wind dir and ws. Zone II nuclear, cloud radius.)		

**NOTES:**

- If the effective windspeed is less than 8 kmph, line Z of the NBC 3 (Nuclear) consists of three digits for the radius of Zone 1.
- If the windspeed is less than 10 kmph, line PA of the NBC 3 (Chemical) is 010 which is the radius of the hazard area..
- When ZI is used, line Z is not used.

226

227

228

Dispatch properly equipped NBC Defense teams to verify the presence or absence of industrial NBC material, the nature of any industrial NBC hazard, or the extent of a suspected industrial NBC hazard.

229 Based on hazard predictions and NBC defense team recon results, alert and coordinate with all affected  
230 units. Additional actions include:

231

232 • Implement the TIM reconnaissance plan and assign units to prepare and execute the reconnaissance  
233 missions.

234

235 • Coordinate with theater medical elements (e.g., preventive medicine team) for follow-on industrial  
236 hygiene assessments, as dictated by mission requirements.

237

238 • Coordinate with in-theater Technical Escort Unit elements for follow-on technical support, if  
239 appropriate.

240

241 • Coordinate with Engineer elements, if the facility in question was damaged or destroyed, or  
242 assessments indicate it is abandoned.

243

244 • Coordinate with decontamination elements to prepare for possible decontamination of personnel and  
245 equipment contaminated with TIM.

246

247 • Coordinate for delivery of samples collected during TIM reconnaissance operations to the in-theater  
248 supporting medical laboratory

249

250 • Avoid hazard areas as long as possible. When conducting reconnaissance or rescue operations near  
251 or within the hazard, equip ground survey teams with respiratory protection (SCBA) and skin  
252 protection certified for the TIM. Use aerial, visual reconnaissance to help collect command and  
253 control information to assist with incident management.

254

255 • Survey IAW established procedures to determine the limits of the hazard. Mark hazard areas in  
256 accordance with STANAG 2002, *Warning Signs for the Marking of Contaminated or Dangerous Land*  
257 *Areas, Complete Equipments, Supplies and Stores*. Use appropriate hazard markers (e.g., annotate  
258 the identified TIM on the chemical or radiological marker).

259

260 • Identify the hazard using suitable detection equipment. The mass spectrometer is the only military  
261 equipment that is suitable for TIM identification and readily available in some military units. Suitable  
262 radiation detection equipment is readily available to most military organizations.

263

264 • Use commercial detectors, such as Draeger tubes, which can provide confirmation of individual TIM.  
265 However, chemical reactions and combustion by-products produce toxic products that are not  
266 identified by these detectors.

267

### RISK MANAGEMENT SUMMARY

268

269

270 • **Exposures exceeding the permissible exposure limits and published exposure levels**  
271 **Immediately Dangerous to Life and Health (IDLH).** Mandate personal protective equipment  
272 commensurate with the TIM hazards, to include specific individual and collective protective  
273 equipment.

274

275 • **Potential skin absorption and irritation sources.** Evaluate TIM hazards for water and air reactivity;  
276 explosive, combustible or other mixture hazards; and toxicity hazards. Mark and template potential  
277 hazard zones and plan and institute protective measures.

278

279 • **Potential eye irritation sources.** Provide individual protective equipment or other protective  
280 measures to keep individual exposure within prescribed safe limits.

281

## Appendix G

---

- 282 • **Oxygen deficiency.** Evaluate hazards that might cause decreases in oxygen level and install  
283 warning devices that alert to oxygen deficient levels.
- 284 • **Explosion sensitivity and flammability ranges.** Determine hazards identified as explosive sensitive  
285 and document flammability thresholds of each.  
286

# APPENDIX H FIXED SITE DECONTAMINATION

## OVERVIEW

This appendix begins with a series of decision/logic charts (see Figure H-1) for assisting commanders with decontamination decisions. Excluding some different techniques for specialized equipment, personnel and equipment decontamination procedures (see Figures H-2 and H-3) referred to in these charts are essentially the same throughout the Services and are addressed in specific service doctrinal manuals.

However, the remainder of the appendix focuses on facilities and terrain decon techniques (see Figures H-4 and H-5) since very little detailed tactics, techniques, and procedures exist in any single reference.

## DECONTAMINATION DECISION LOGIC

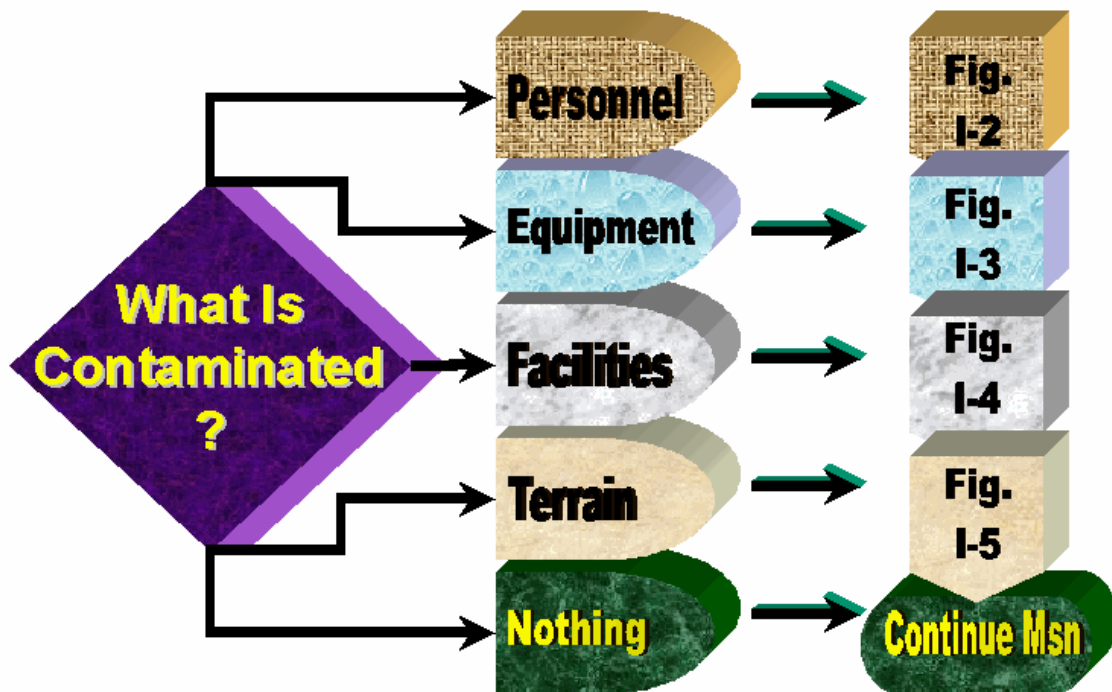


Figure H-1. Decon Decisions

## PERSONNEL CONTAMINATION

Contaminated personnel should automatically perform immediate decontamination as soon as possible after the attack. Beyond immediate decontamination the commander must make decisions (see Figure H-2) based on answers to questions that will affect his mission. "Can the mission be accomplished in MOPP?" is a question of immediate importance and drives subsequent decisions. The commander's goal is to accomplish the mission with minimum degradation from MOPP balanced with the requirement to protect the force personnel from the NBC hazard. If time and resources are insufficient for a thorough decon, the commander considers the same requirements for operational decontamination. Remember that operational decontamination is not the preferred end state because it incurs risk and degradation until thorough decon or weathering (normally for extended periods) eliminates the risk.

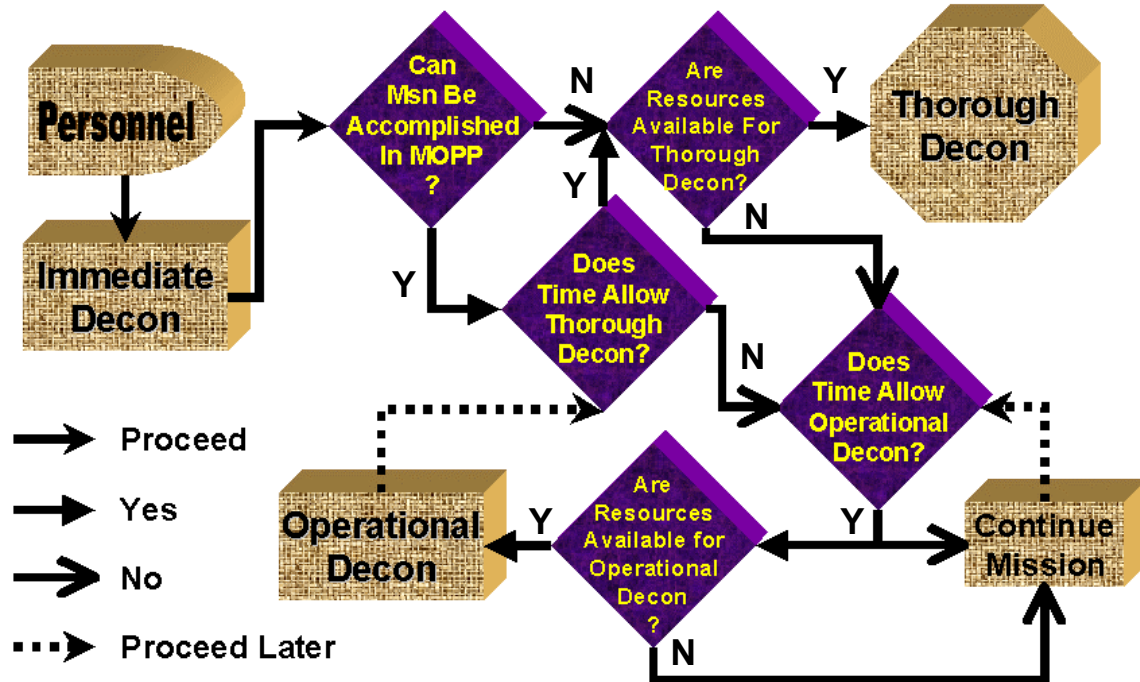


Figure H-2. Personnel Decisions

### Equipment Contamination

After decontaminating themselves, personnel should perform immediate decontamination on contaminated individual equipment. As personnel perform immediate decontamination, the commander determines if the remaining contamination will cause unacceptable mission-performance degradation. If acceptable, the commander continues the mission assuming an element of risk requiring frequent reassessment.

When risks are unacceptable, the commander considers (see Figure H-3) operational or thorough decon. The staff's recommendation is based on available time and resources. Ideally, if both are available, conduct thorough decon. If time and resources are limited, consider operational decon to provide temporary relief from MOPP and reduce contamination on equipment. If time or resources don't permit operational decon, continue the mission with periodic reviews of risk and resources.

### Facility Contamination

If facilities are contaminated (see Figure H-4), the first actions are: marking, reporting, and warning of the contamination. This allows the commander to determine the extent of contamination in mission essential facilities. In partially contaminated facilities, the commander determines if the contaminated area is mission essential or creating a vapor hazard. If the answer is "No" to both questions, the commander continues the mission, and the area is, if necessary, remediated post-conflict.

Contamination hazards that may cause mission failure or pose unacceptable risk require the commander and staff to determine if mission functions can move to another facility within the base/base cluster. If the function(s) can't be moved within the base/base cluster, the commander and staff consider relocating the function(s) to another redundant facility in theater; if not a viable option, consider operational decon. Remember, as with contaminated terrain, contaminated facilities may require post-conflict remediation. If decontamination is the only viable option see page H-10 for further assistance.

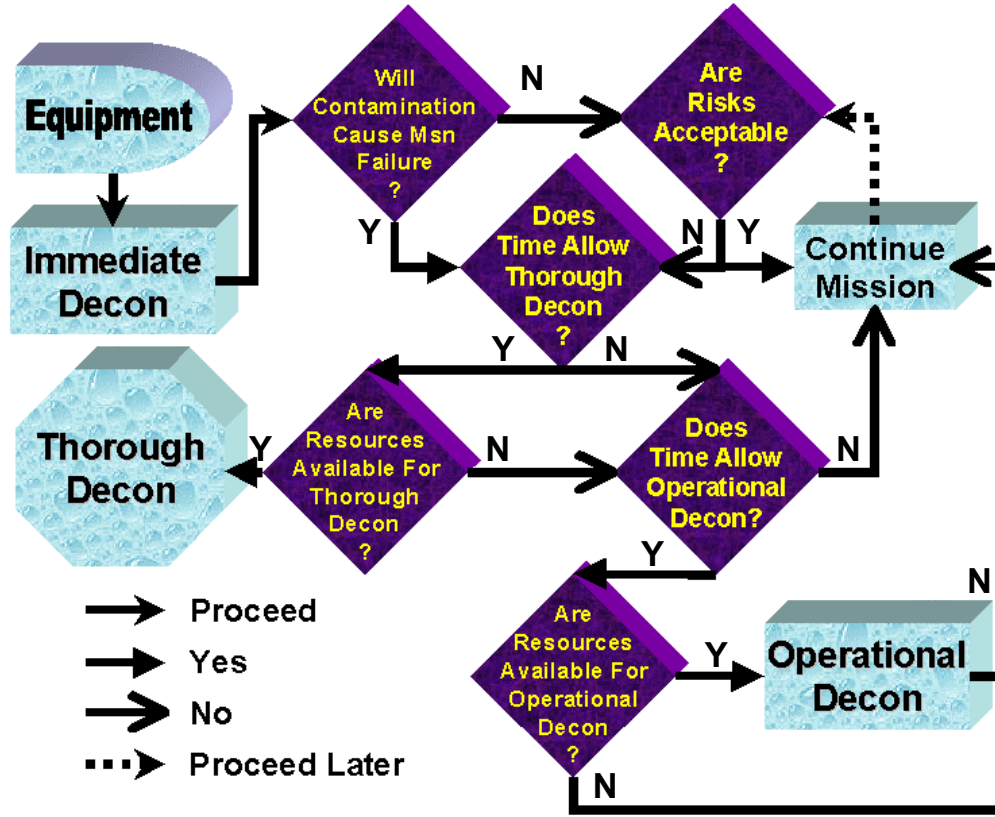


Figure H-3. Equipment Decisions

65

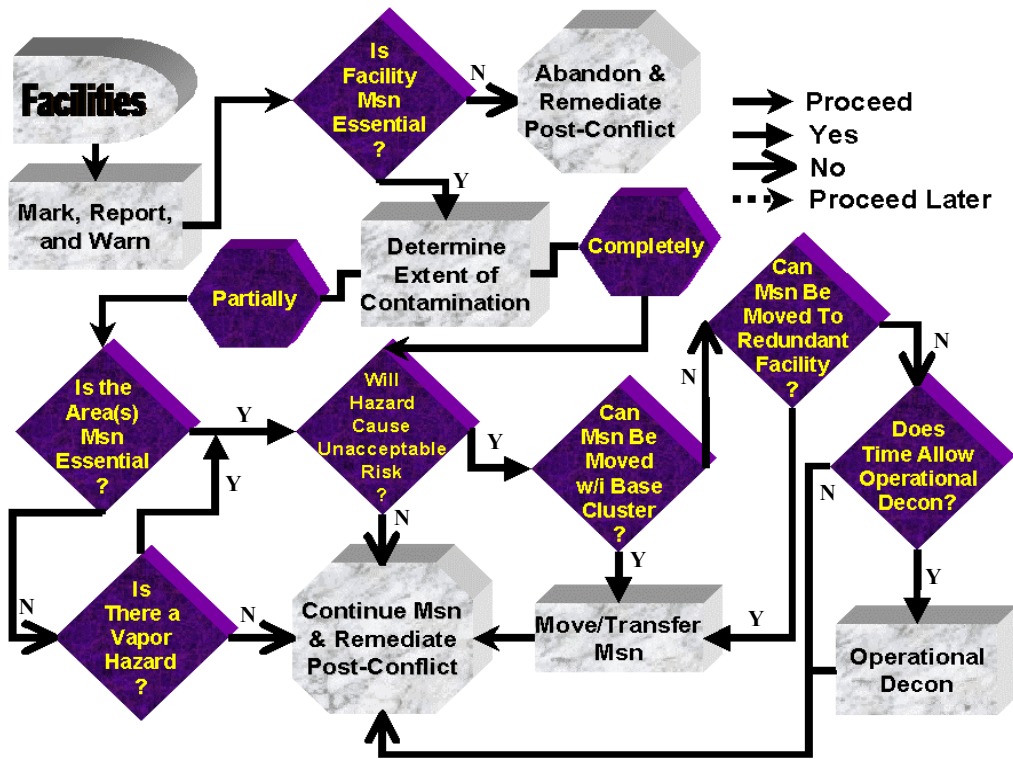


Figure H-4. Facility Decisions



**Terrain Contamination**

66  
67  
68  
69  
70  
71  
72  
73  
74  
75  
76  
77  
78  
79  
80  
81  
82  
83  
84  
85

Contaminated terrain (see Figure H-5) poses two problems for the commander: a hazardous obstacle to maneuver/operations and a downwind hazard. Units encountering contamination, mark and report the area so other units can receive warning. While the area will likely require post-conflict environmental remediation, continue the mission if it is neither an obstacle nor downwind hazard.

As with any obstacle, the commander can choose to breach or not use the area in the vicinity of the NBC hazard. Regardless, commanders ensure personnel are protected. Breaching operations are hasty or deliberate based on mission, time available, and resources. In either case, personnel and equipment are checked afterward for contamination and will likely require decon.

Contaminated terrain may pose a hazard downwind. Avoiding the hazard by relocating may not support mission requirements, and prolonged operations in increased protection (MOPP) may also be unacceptable. If so, the commander may have to cover, remove, or decon the hazard to reduce mission risks. As with breaching, work crews and equipment will likely require decontamination.

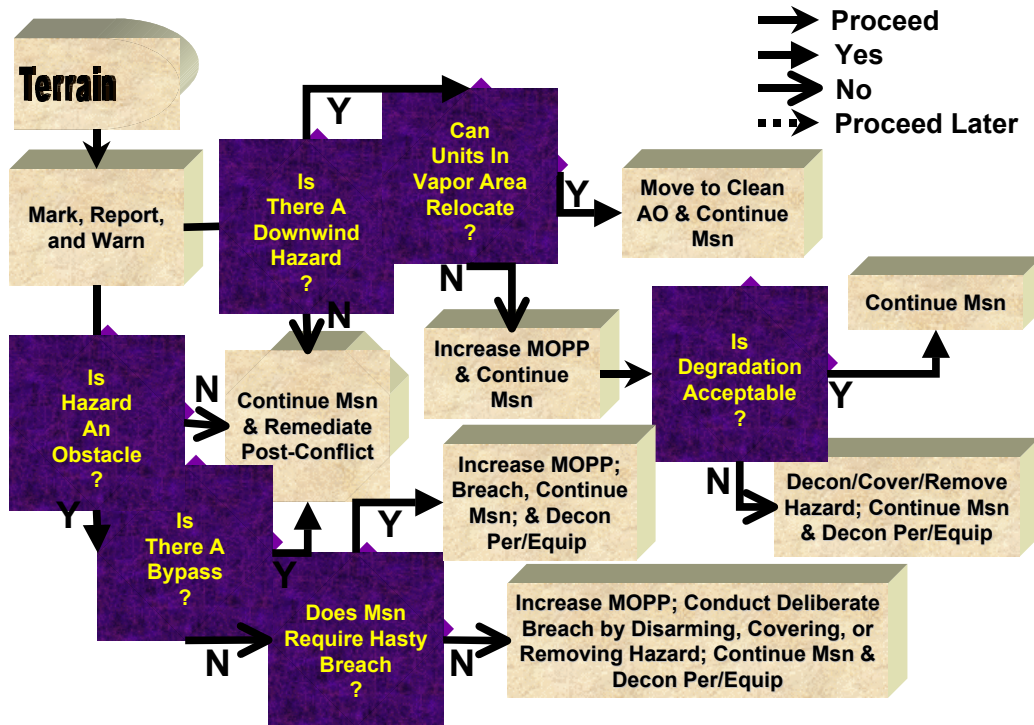


Figure H-5. Terrain Decisions

86  
87  
88  
89  
90  
91  
92  
93  
94  
95

**FACILITY DECON**

Decontamination of fixed sites should be considered only when the loss of the facility will adversely affect mission accomplishment. Facilities can be: heated, flushed, disinfected, and neutralized (see Table H-1) to remove, or destroy the contamination. Regardless of the technique chosen, decontamination should be limited to those facilities and portions of those facilities that are absolutely mission essential, without which mission objectives are endangered. All remaining facilities/portions of facilities (appropriately marked) will be decontaminated as necessary during post-conflict operations. There may be advantages to decontaminating some runways and



96 taxiways. Cleaning these surfaces reduces the amount of contamination transferred to aircraft and  
 97 by aircraft to surrounding personnel, equipment and structures. Such action is very resource  
 98 intensive but should be considered if the facility is vital enough to warrant continued operations  
 99 after a NBC attack.

100  
 101 Facility decontamination should be reduced to the minimum possible effort. “If it isn’t nailed down  
 102 remove it”, is the best possible advice. Decontamination of ceilings, walls, “nailed down items”,  
 103 built in surfaces and floors must be accomplished from the ceiling down.

104  
 105 Table H-2 provides guidance but does not include everything you may find in a facility that  
 106 requires decontamination. The basic rule is: **If you absolutely must have it to ensure mission**  
 107 **accomplishment, and you can t replace it, then decontaminate it.** However, commanders and  
 108 staffs must be ruthless in deciding what can and what can’t be replaced and consequently what  
 109 must be decontaminated and what must be removed.

110  
 111

**Table H-1. Facilities Decontamination**

DECON OF:	POSSIBLE ACTIONS
<b>Nuclear Contamination</b>	<p><b>Flushing:</b> Can be effective for removing loose radioactive contamination. However, a condition known as rainout may leave a film on some surfaces that resists flushing. Flushing, combined with scrubbing the contaminated surface should remove all contamination.</p> <p><b>NOTE:</b> Control of wastewater is of vital importance, as flushing removes contamination but doesn't neutralize it.</p> <p>See reference listing below for standard and nonstandard decontaminants.</p> <p><b>NOTE:</b> Not all decontaminants are suitable for interior decontamination. Users must take into account the type of surface that is being decontaminated.</p>
<b>Biological Contamination</b>	<p><b>Heat:</b> Apply large amounts of heat; both dry heat and steam may be used to destroy/neutralize biological contamination. Heat may be combined with the application of UV light from commercially available ultraviolet lamps. <b>Do not expose personnel to ultraviolet lamps while they are being used.</b></p> <p><b>NOTE:</b> When using heat, the user must take into account the combustibility of the surfaces being heated.</p> <p><b>Disinfect:</b> Take care to ensure the disinfectant won't destroy the facility that is being decontaminated. Use items such as, but not limited to, those shown in the decontaminants reference for standard and nonstandard decontaminants.</p> <p><b>NOTE: Some biological agents are heat stable, therefore heat will not work as a decontaminant. Check with medical staff personnel to determine which biological agents may be destroyed/neutralized using heat.</b></p> <p><b>NOTE:</b> Not all decontaminants are suitable for interior decontamination and not all decontaminants are suitable for biological decontamination.</p> <p><b>Flushing:</b> Can be very effective for <b>removing</b> biological agents, to include diluting toxins. <b>Flushing does not neutralize biological agents</b>, but transfers the problem from your immediate area to a contained area (sump) where they may be neutralized.</p> <p><b>NOTE:</b> Rough surfaces must be scrubbed after the disinfectant has been applied or flushing has occurred to ensure contamination doesn't lodge or embed itself in the contaminated surface. If you are unsure whether the surface is smooth or rough - scrub the surface after the disinfectant has been applied and or flushing has occurred.</p>
<b>Chemical Contamination</b>	<p><b>Heat:</b> If air filtration systems are available, reduce the agent to a vapor hazard with heat (dry) and allow the filtration system to absorb or exhaust the hazard. Remove the filter and dispose of appropriately.</p> <p><b>Flushing:</b> Is not effective for removing some types of chemical agents, especially thickened agents. <b>Flushing does not neutralize chemical agents</b>, but transfers the problem from your immediate area to a contained area (sump) where they may be neutralized.</p> <p><b>Neutralize:</b> See decontaminant reference list, below for standard and nonstandard decontaminants.</p> <p><b>NOTE:</b> Not all decontaminants are suitable for interior decontamination, and not all decontaminants are suitable for chemical decontamination.</p>
<b>Monitoring Operations</b>	<p><b>Monitor surfaces immediately after decontamination operations and before use. Periodically monitor surfaces for residual/missed/resurfacing contamination.</b></p>

## Appendix H

Table H-2. Removable Items - Facilities Decontamination

Light fixtures	chandeliers and other ornate fixtures	114
Wall coverings	pictures, posters, charts, drapes/curtains, paintings	115
Furniture	chairs, tables, desks, couches, book cases, work benches	117
Appliances	telephones, computers, fax machines, copy machines, coffee pots	119
Floor coverings	rugs, linoleum, all loose/movable coverings	120

### Radiological Decontamination.

Radioactive contaminants cannot be made safe by chemical action. They must be removed or shielded if it is impracticable to wait for natural decay. Therefore, radiological decontamination is the process of reducing the radiation hazard to an acceptable level by removal and disposal of the

contamination or by placing shielding over the contamination. Table H-3 describes various types of decontaminants that have proven effective in the removal of radiological contamination. Table H-4 discusses different pieces of equipment that may be used to remove contamination from facilities, and Table H-5 discusses types of surfaces and decontaminants that may be used on them. These tables are not all-inclusive, but should be used with caution and safety measures discussed in Appendix G, Toxic Industrial Materials.

Table H-3. Radiological Contamination Removal Methods.

Decontaminant	Type	Remarks
Soapless detergent, soap, wetting agent.	Detergent	Practicable for field use
Gasoline, kerosene	Solvent	Practicable for field use
Water, Steam	Solvent	Practicable for field use
Potassium hydroxide, sodium hydroxide, trisodium phosphate, sodium orthosilicate	Solvent	Practicable for field use
Acetone, alcohol, ether, paint remover	Solvent	Practicable for small-scale operations only
Citrates, citric acid, sodium versenates, polyphosphates	Complexing agent	Practicable for small-scale operations only
Aqua regia <sup>1</sup> , hydrochloric acid <sup>1</sup> , nitric acid <sup>1</sup>	Corroding agent	Practicable for small-scale operations only

<sup>1</sup> To be handled by experienced personnel only.

Table H-4. Radiological Decontamination Equipment

Items	Use
Power-driven decon apparatus (PDDA)	Capable of providing 400-gallon of heated water. Large scale hosing and spraying of vital areas, buildings, vehicles, and machinery.
Broom	Brushing dust from personnel, clothing, equipment and surfaces.
Brush	Scrubbing and brushing (same as for broom).
Shovel	Removal, burial, or other disposal of contaminated objects and materials.
Fire or water hose	Hosing and scrubbing operations; also for use with bulldozer or road grader in holding down dust.
Bulldozer	Large-scale removal, burial, or other disposal of contaminated objects.
Long-handled scraper.	Scraping paint.
Steam jenny	Cleaning complicated machinery and greasy or hard dirt from surfaces.
Water-carrying or moving equipment	Moving water.
Containers	Waste movement and control.

Table H-5. Radiological Decontamination -Fixed Site Facilities

Surface	Method	Advantages	Disadvantages
Paint	Water	Most practical method for gross decontamination.	Runoff must be controlled. Protection needed from contaminated spray.
	Detergent	Most commonly available re-agent. Removes grease films.	Mild action. Waste must be controlled.
	Complexing agents	Complexes contaminants, holding them in solution.	Requires application from 5 to 30 minutes for effectiveness. Has little penetrating power; hence, of small value on weathered surfaces. Single agent not effective for all contaminants. Not always available. Waste must be controlled.
	Scrubbing with water and detergent.	Greater surface action than water and detergent alone.	Personnel in close contact with contaminants. Not always available. Waste must be controlled.
	Organic solvents(gasoline, kerosene, turpentine, acetone, ether, commercial paint removers)	Quick dissolving action.	Toxic and flammable. Requires good ventilation and fire precautions. Waste must be controlled.
	Caustics	Minimum contact required with contaminated surface. Contamination reduced almost 100 percent.	Applicable only on horizontal surfaces. Personnel hazard. Not to be used on aluminum or magnesium. Waste must be controlled.
	Abrasion (wet)	Complete removal of surface and contamination. Feasible for large scale operations.	Too harsh for many surfaces.
	Strippable coating	Ease of use.	Must be applied before contamination occurs. Control of powder residue necessary.
Glass	Detergent	Readily available.	Efficiency depends on nature of contaminant.
	Complexing agents Oxidizing acids and agents	Complexes contaminants.	Single agent not effective for all contaminants. Not always available. Single agent not universally applicable. Personnel hazard.
Metal	Water	Most practical method of gross decontamination.	Same as for painted surfaces.
	Detergent	Removes oil or grease films.	Same as for painted surfaces.
	Complexing agents	Complexes contaminants, holding them in solution.	Same as for painted surfaces.
	Organic solvents	Stripping of grease.	Same as for painted surfaces.
	Brushing, sweeping, wiping	Removes contaminated dust when water isn't readily available.	Contaminated dust hazard to personnel.
	Inorganic acids	Fast, complete decontamination.	Removes part of surface. Good ventilation required; acid fumes toxic to personnel.
	Acid mixtures	Action of weak acid reduces contamination on unweathered surfaces.	Same as for organic acids.
	Oxidizing acids and agents	Decontamination relatively complete for inert metals.	Same as for inorganic acids.
	Ultrasonics	Removes adhering dust contaminants.	Requires specialized equipment.
Concrete and Brick	Abrasion (vacuum blasting)	Direct and complete removal of contaminated dust.	Contamination of equipment.
	Vacuum cleaning	Direct removal of contaminated dust.	Same as for vacuum blasting on concrete.
	Water	For large concrete surfaces contaminated with dust and dirt.	Drives some of the contaminant into the surface. Waste must be controlled.
Wood	Planing	Complete removal of contamination. Minimum dust hazard.	May impair use.

## Appendix H

137 **Biological Decontamination.** Many of the same decontaminants used for radiological and  
 138 chemical decontamination are used for biological decontamination. Table H-6 provides a listing of  
 139 standard and nonstandard decontaminants as well as how they should be applied, their  
 140 limitations, in reference to biological decontamination, and any pertinent remarks. Table H-7  
 141 provides "how to" guidance in the decontamination of biological agents from fixed site facilities.

142

143

**Table H-6. Chemical Decontaminants for Biological Agents**

Decontaminant	Application	Limitations	Remarks
Decontaminating agent, biological, BPL (betapropiol-acetone).	Used as a vapor or gas. Adequate circulation must be provided during dissemination. 1gal BPL/25,000ft <sup>3</sup> of space; for rooms with unusual amounts of absorptive surfaces (furnished dayrooms or living quarters), 1gal/16,000ft <sup>3</sup> . Recommended conditions are 70°F, relative humidity ≥70%, and 2hrs contact time. Can be used down to 40° F, but must still have a high humidity, and time must be extended. Aerate 4 to 24hrs after decon.	<b>Vapors are highly toxic.</b> Do not store for more than 3 months unless refrigerated. Do not allow liquid BPL to collect on surfaces during operations as some materials are adversely affected. <b>Protective masks are required for personnel exposed to BPL vapors.</b> If exposure period is extensive, impermeable clothing plus a self-contained breathing apparatus is required.	Forms liquid film if excess BPL is used or if sprayer is too close to surfaces. Standard insecticide sprayers recommended. Remove all BPL before area is reoccupied.
Formaldehyde solution (formalin).  Formalin-methanol mixture (5 parts formalin and 3 parts methanol).	Applied as vapor from standard insecticide sprayers or vaporized by heat or bubbling steam through pan of material (contact time, 16hrs). 1qt of undiluted formalin or 4/5qt of formalin-methanol mixture/1,000ft <sup>3</sup> above 70°F. With a relative humidity of 85%. The minimum effective relative humidity is 70%. The minimum effective temperature is 60°F, at which temperature the exposure time should be increased to 24hrs. Aerate after decon until odor is no longer objectionable.	<b>Vapors are highly toxic.</b> Vapors of formalin are not flammable; open flame should not be used for vaporizing when methanol has been added to formalin. When steam is used, source of steam should be outside area being deconned. Will not penetrate cloth and similar fabrics as effectively as ETO-fluorinated hydrocarbon mixture. May damage delicate instruments. Dampness may curl and ripple paper. Vapor polymerizes and deposits white powder on horizontal surfaces; this powder may be washed off with hot water. <b>Handlers are required to wear a self-contained breathing apparatus, rubber gloves, and protective clothing.</b>	Once vaporization has started, personnel should not enter area until process is completed. Take care to prevent leakage of solution during storage.
Ethylene oxide-fluorinated hydrocarbon mixture (a mixture of 12 percent ethylene oxide and 88 percent fluorinated hydrocarbons).	Use to decon clothing and small equipment. Use one 12-ounce dispenser for one set of clothing or batch of equipment in a plastic (polyethylene) bag about 2½ by 6 feet in size. Expose for 6-8hrs at 70°-80°F, halve this time for each 18-degree increase above 80°F. Aerate 6-8hrs. Use to decon vehicles under airtight tarpaulin. Use four 12-ounce dispensers for each 2.83m <sup>3</sup> (100ft <sup>3</sup> ). Expose for 6-8hrs at 75°F (24°C).	Do not use below 60°F. Do not allow liquid as it emerges from dispenser to collect on surfaces. <b>FLAMMABLE: Forms an explosive mixture with air.</b>	Vapor is noncorrosive. Aerate rubber and plastic items to be worn next to the skin for at least 18hrs.
Decontaminating agent, STB (super tropical bleach).	For horizontal surfaces, apply slurry of 7 parts STB to 93 parts water. Applied preferably from a PDDA. Avg coverage = 1gal/8yd <sup>2</sup> (7m <sup>2</sup> ) for porous surfaces such as concrete and 1/2gal/m <sup>2</sup> for closely packed surfaces.	Corrosive to metals. <b>Do not inhale or allow to contact skin. Wear protective mask or other respiratory protective device when preparing slurry.</b>	In ordinary storage, loss of available chlorine is < 1%/mon. When free chlorine falls below 10%, bleach should be salvaged. As available free chlorine is lost, increase STB content in slurry. Stored in unheated warehouse isolated from combustibles and metals subject to corrosion. Packaged in 8gal drums.

## Fixed Site Decontamination

Decontaminant	Application	Limitations	Remarks
Decontaminating agent, DS2	Applied to surfaces with brushes, brooms, or swabs, or sprayed from ABC-M13 portable apparatus. Surfaces should be flushed with water after 30min.	FLAMMABLE. Do not allow contact with skin; remove from skin and metals. Ineffective against bacterial spores. Corrosive to some metals.	Packaged ready to use in 5gal drums.
Calcium hypochlorite, HTH	Use a slurry of 3 parts HTH and 97 parts water for horizontal surfaces. Approximate coverage is 1gal/8yd <sup>2</sup> (7m <sup>2</sup> ).	Highly corrosive to metals. Loses chlorine content rapidly. Do not inhale or allow contact with skin and eyes. Wear protective mask or other respiratory protective device and rubber gloves when preparing slurry.	Packaged in 5lb cans and 100lb drums. Contains about 70% available chlorine when packaged.
Sodium hypochlorite (household bleach).	Applied (undiluted) with brooms, brushes, or swabs. Can be sprayed (diluted half and half with water) by means of a PDDA. Dilute for cotton clothing (1/2 cup to 1-gallon water). Coverage same as STB and HTH.	Undiluted, it is harmful to skin and clothing. Corrosive to metals unless rinsed, dried, and lubricated after decon.	Remove from skin and clothing by flushing with large amount of water. Contains about 5.25% available chlorine. Store in cool place.
Detrochlorite	A thickened bleach containing (by weight) 19.3% diatomaceous earth, 0.5% anionic wetting agent, 2.9% calcium hypochlorite (70% available chlorine), and 77.3% water. Apply to vertical surfaces by means of a PDDA. Following a contact time of at least 30min, the mixture is removed by washing the surface with water.	Very corrosive to metals. Mix wetting agent and diatomaceous earth with water before adding the calcium hypochlorite. Mixing the wetting agent and calcium hypochlorite in a dry undiluted state may result in an explosion.	Average coverage is 1gal/8yd <sup>2</sup> (7m <sup>2</sup> ).
Caustic soda or lye (sodium hydroxide).	Average application: 1gal/m <sup>2</sup> on horizontal surfaces; solution strength should be 10% by weight.	Highly toxic. Corrosive to skin, eyes, and clothing. 5% solution will deteriorate wool and cotton. Highly corrosive to most metals. Solution should not be mixed in aluminum, tin, copper, or zinc containers.	Remove immediately from skin and eyes. Keep caustic soda solution in steel or glass containers equipped with rubber stoppers, wired or taped in place when not in use. Store solid caustic soda in sealed steel drums to keep dry.

144

145

**Table H-7. Biological Agent Decontamination Methods**

Item	Method	Remarks
<b>Buildings:</b>  Exterior.	Apply detrochlorite. Leave on at least 30min, then flush with water. Apply STB slurry to vertical surfaces by manual means or PDDA. Slurry may be left on exteriors. Weather.	Sun and rain eliminate most microorganisms within 1 day.
	Use BPL vapors, spray 1 quart BPL/6,000ft <sup>3</sup> of space. Aerate thoroughly afterwards. Fumigate with formalin and steam. Spray approximately 1ml of formalin/ ft <sup>3</sup> (4/5qt per 1,000ft <sup>3</sup> ). Wash with soap and water.	Seal building before fumigation and aerate thoroughly afterwards.
Interior.		
<b>Air</b> (in inhabited enclosed spaces).	Filter air by means of protective collector.	Air relatively free from microorganisms.
<b>Porous walls, and floors.</b>	Wet with water.	Will help prevent secondary aerosols, but does not decon.
	Apply 2% household bleach solution..	Suitable to limited extent for some types of terrain.
	Apply slurry of 7 parts STB and 93 parts water (by weight).	May be applied by PDDA on large areas.
	Apply caustic soda.	

146

147

148

149

150

**Chemical Decontamination.** Table H-8 focuses on the type of decontaminants, standard and nonstandard, that may be used on chemical agents. Table H-9, discusses facility decontamination focusing on the surfaces and decontaminants rather than on how to accomplish the decontamination.

## Appendix H

151

**Table H-8. Decontaminants for Toxic Chemical Agents**

Decontaminants	Chemical Agents	Remarks
Detergent and wetting agent GUNK	Persistent effect agents, G-agents	Water-dispersible solution (1.34-lb GUNK per gal. kerosene)
HTH (High Test Hypochlorite)	Blister agents and V-agents	Oxidizing agent; releases chlorine
Sodium carbonate (washing soda)	G-agents, irritant agents	White, alkaline powder; dissolves easily in water
Sodium hydroxide (caustic soda or lye)	Persistent effect agents, G-agents	Water solution (0.5-lb lye per gal. water)
Sodium Hypochlorite (household bleach)	Blister agents, G- and V-agents	Unstable as solid; more stable in solution; 5% available chlorine
STB (super tropical bleach)	Blister agents, G- and V-agents	White powder containing 30% available chlorine
Steam	Blister agents, G-agents	Hydrolyzes certain chemical agents
Soap and water	Blister agents, G-agents	
DS2 solution	All chemical agents	Applied by M11/M13 apparatus or by brushes, brooms & swabs
Fuller's earth	All liquid agents	Powder that absorbs contamination
Chloramide powder	Blister, G- and V-agents	Effective against fine droplets and vapors only
Slurry, hot soapy water, alkali solution DS2, chloramide powder	G-agents (GA, GB, GD)	STB and GA produce toxic vapors; use steam and ammonia in confined areas
DS2, slurry, 5% sodium hypochlorite solution, chloramide powder	V-agents	Liquid V-agents do not evaporate rapidly or freeze at normal freezing temperatures; absorbed agents remain toxic for some time
STB, slurry, DS2, Fuller's earth	Mustards (H, HD, HN, HQ, HT)	Dry STB on liquid mustard produces flame and toxic vapors; STB stable in sealed container up to 10 years.
STB, slurry, DS2, water, or caustic soda	Lewisite (L), mustard-lewisite mixture (HL), phenyldichloroarsine (PD), etyldichloroarsine (ED), methyldichloroarsine (MD).	Decon products are toxic, fairly stable, nonvolatile, and insoluble in water; alkali solutions destroy vesicant properties
Large amounts of water or DS2	Phosgene oxime (CX)	Liquid above 39°F; readily soluble in water
Water followed by alkali solution or DS2	Phosgene (CG)	CG liquid below 47°F
Sodium hydroxide solution or DS2	Cyanogen chloride (CK), hydrocyanic acid (AC)).	CK liquid below 55°F; AC liquid below 77°F.
Slurry or DS2	Adamsite (DM)	Aeration is sufficient in the field
Alkali solution or DS2	Diphenylchloroarsine (DA), diphenylcyanoarsine (DC).	Aeration is sufficient in the field
Water or 5-percent sodium bisulfite solution	Chlorobenzylmalinotriol (CS)	Aeration is sufficient for vapors; remains in soil for a long time
Hot sodium carbonate solution, hot sodium hydroxide, or hot soapy water	Chloroacetophenone (CN), CN solution (CNB, CNC, CNS)	Aeration is sufficient for vapors
Water or copper sulfate solution	White phosphorus (WP) or plasticized white phosphorus (PWP)	Submersion in water extinguishes burning WP/PWP; copper sulfate prevents further burning
Alkali solution water followed by alkali solution or hot soapy water	Sulfur trioxide-chlorosulfonic acid (FS)	Corrosive to metals when moist; acidic, destroys nylon and paint, almost immediately
Water or alkali solution	Titanium tetrachloride (FM)	Corrosive to metals
Water or alkali solution	HC mixture (HC)	No decon required for vapor; high concentrations toxic
Hot soapy water	BZ	

152

153

**Table H-9. Chemical Contamination - Facilities Decontamination**

<b>Structure</b>	<b>Decontamination Method</b>	<b>Remarks</b>
Exterior Building:	Apply detrochlorite. Leave on at least 30min, flush with water.	Apply STB or dry mix on ground where any waste water/liquids flow
Wood or Masonary, Roofs	Apply STB slurry to vertical surfaces by manual means or PDDA, slurry may be left on exteriors.	This applies to all types of surfaces.
	Weather.	Sun and rain eliminate most micro-organisms within 1 day.
	Apply slurry with PDDA, brooms, or swabs. Let slurry remain 12-24hrs; flush and repeat application, then flush again.	
Canvas, Tarpaulins Tents	Immerse in boiling soapy water for 1hr. Use 5% solution of washing soda for G-agents. Launder by standard methods. Aerate (except for V-agents). Use slurry. Use chloramide powder.	Dispose of these items. Use these measures only for extraordinary circumstances.
Interior	Use BPL vapors. Spray 1qt BPL/6,000 ft <sup>3</sup> of space. Aerate. Wash with soap and water.	Seal building before fumigation and aerate thoroughly afterwards with formalin and steam. Spray approximately 1ml of formalin/ ft <sup>3</sup> (4/5qt per 1,000ft <sup>3</sup> ).
Air (in inhabited enclosed spaces).	Filter air by means of protective collector.	Renders air free from chemical agents.
Glass	Use DS2. Wash with hot soapy water. Wash with clear water or organic solvent.	Blot off surface. Aerate. Weather.
Lenses	Use DS2. Wash with hot soapy water. Wash with clear water or organic solvent.	Blot off surface. Aerate. Weather.
Machinery	Use DS2 and rinse. Wash with hot soapy water. Weather.	Apply grease to moving parts.

154

**TERRAIN DECONTAMINATION**

155

156

157

158

159

160

161

162

To decontaminate a facility it may also be necessary to decontaminate surfaces leading to the facility. The manpower and resources expended to decontaminate a road can be prohibitively expensive and time consuming. Conduct terrain decontamination only after a very careful weighing of all alternatives. Consider Table I-10 below if terrain decon is essential.

**Table I-10. Road Surface Decontamination**

<b>Contaminated Surface or Object</b>	<b>Recommended Methods</b>	
Asphalt Roads	Flush with water. Spray with slurry from PDDA	Cover with STB; when liquid contaminant is visible and personnel are nearby, use dry mix
Brick and Stone Roads	Spray with slurry from PDDA or apply with brushes and brooms. Let remain 24hrs, then flush with water.	Wash with soapy water, preferably hot.
Concrete Roads	Spray with slurry from PDDA.	Cover with STB or dry mix.
Hard Surfaced roads (Packed dirt, gravel -not loose surfaces)	Pour, spray, spread oil.	Cover with STB; when liquid contaminant is visible and personnel are nearby, use dry mix

Weather. Cover small areas or paths across roads with 10cm (4in) of earth.



163  
164



**APPENDIX I**  
**RETROGRADE OF EQUIPMENT WITH RESIDUAL NBC**  
**CONTAMINATION**

---

1  
2  
3  
4  
5  
6  
7  
8  
9  
10  
11  
12  
13  
14  
15  
16  
17  
18  
19  
20  
21  
22  
23  
24  
25  
26  
27  
28  
29  
30  
31  
32  
33  
34  
35  
36  
37  
38  
39  
40  
41  
42  
43  
44  
45  
46  
47

**PURPOSE**

This appendix provides detailed procedures for determining and reducing residual contamination levels on equipment contaminated in a nuclear, biological, and/or chemical battlespace environment. Procedures are also included for marking this equipment; maintaining historical records; conducting periodic monitoring; and transporting this equipment out of the Joint Operational Area (JOA) to a CONUS retrograde destination.

**OBJECTIVE**

The safety of service members and transport personnel is of foremost concern during the CONUS retrograde of equipment with potential residual or low-level NBC contamination. These procedures are intended to: 1) protect personnel against low-level NBC exposure resulting from maintenance or transportation contact/actions; 2) conserve valuable assets; and 3) maintain DOD life cycle control of previously contaminated equipment. With current decon technology constraints, it should be recognized that some equipment may require extensive weathering to meet safety objectives, and in some cases, equipment may require destruction in theater.

**OVERVIEW**

For purposes of this document “Residual Contamination” is defined as: 1) post-attack/incident contamination not detectable by standard field detectors (e.g., CAM, M8A1, M256) and 2) contamination that remains on equipment after thorough decontamination. **Any equipment present in the templated hazard attack area (per ATP 45) may demonstrate residual contamination when monitored by specialized detectors available at specified fixed sites in the JRA.** Following thorough decon, residual contamination risks include potential vapor hazards and limited contact hazards. These risks increase as residually contaminated equipment is consolidated and personnel work around this equipment for prolonged periods particularly in areas with limited air circulation. Risks may also increase as equipment is disassembled for maintenance functions or containerized for shipment.

Suggested retrograde procedures involving chemical agents are based on compliance with published airborne exposure limits. DA Pam 385-61, **Toxic Chemical Agent Safety Standards**, defines airborne exposure limits (AEL) as, “Allowable concentrations in the air for occupational and general population exposures.” Although that document is intended for chemical depot application as opposed to warfighting, its historical provision for the safety of chemical depot workers supports its credibility as a guide to toxic agent safety in a CONUS retrograde scenario. Companion documents include 29 CFR 1910.119 and AR 385-61. Table I-1 provides airborne exposure limits (AEL) for nerve agents GD, GA/GB, and VX; mustard agents H/HD/HT; and Lewisite, L. **Note: Although not necessarily agent workers, this appendix applies the AEL standards of the 8-hour time weighted average for an unmasked agent worker and corresponding ceiling values to DOD/DOD contract personnel involved in CONUS retrograde operations.** It is also recognized that variations of these chemical warfare agents or different agents may be used in the battlespace, in which case, decisions at National/Strategic levels may be necessary. Appendix I, annex 1 lists military and industrial detectors capable of providing detection at these sensitivities and some practical constraints and limitations.

Table I-1. Airborne Exposure Limits

Occupational Scenario	Chemical Agents (mg/m3)				
	GD	GA/GB	VX	H, HD, HT	L
Unmasked Agent Worker 8-hour time weighted average* in any work shift and max exposure in any period (ceiling value)	.00003	.0001	.00001	.003	.003
Source Emission Limit	.0001	.0003	.0003	.03	.03

**NOTE:**  
\* Time weighted average (TWA) = Average exposure limits for an 8 hour day and a 40 hour work week to which nearly all unmasked agent workers can be exposed, day after day without known adverse health effects.

49

50 Although some nuclear and biological retrograde procedures are discussed, understand that  
51 methods to mitigate these residual hazards are primarily functions of removal and/or “death” of  
52 the agent as defined by nuclear and/or biological decay rates. For residual radiation, if the  
53 particles can not be removed, the time required for natural decay is a function of the isotope’s  
54 half-life and can not be hurried. At which point, distance and shielding between personnel and the  
55 equipment is the only means of reducing exposure risks. Biological agents generally “die” within  
56 hours after dissemination and/or exposure to ultraviolet light (sunlight). For more robust biological  
57 agents, thorough decon and preparation of equipment to U.S. Department of Agriculture import  
58 standards will eliminate most health threats; even so, continuing precautions are warranted.  
59 Because of the small particle size of the typical biological warfare agent, some agent may adhere  
60 to internal equipment surfaces, creating a risk to unwarned maintenance personnel touching facial  
61 areas after contact with these internal surfaces.

62

63 In addition to the N, B, and C considerations, this appendix addresses two equipment retrograde  
64 scenarios: Emergency Equipment Retrograde and Non-Emergency Equipment Retrograde. The  
65 emergency scenario is predicated upon immediate mission requirements such as the depot-level  
66 rebuild of a critical shortage end item, e.g., a jet engine. Conversely, the non-emergency scenario  
67 is basically a post-conflict redeployment of military equipment. Although an infinite amount of time  
68 is unrealistic for non-emergency retrograde, planning should address significant time  
69 requirements for agent weathering.

70

## 71 CONCEPT OF THE 72 OPERATION

73

74

75 The safe retrograde and long-term  
76 disposition of equipment with  
77 residual contamination requires a  
78 thorough understanding from  
79 equipment operator to CJCS of the  
80 associated risks and the minimum  
81 requirements necessary to mitigate  
82 those risks. Figure I-1 identifies  
83 the minimum essential tasks  
84 associated with these retrograde  
85 operations. Responsibilities and  
86 detailed guidance for performing  
87 these tasks follow in later  
discussion.



Figure I-1. Minimum Essential Tasks



Generally, three words capture the goals of NBC retrograde operations (fig. I-2): Mission, Protection, and Control. Prioritization of these three goals is a function of operational timing and the extent of contamination. For example, under emergency conditions, strategic and/or operational objectives may warrant increased risks and require increased protective postures to meet mission requirements. However, in a non-emergency situation, those same risks may be unacceptable and more stringent contamination control measures may be required to support lower individual protection levels.

Figure I-2. Goals

107  
108  
109

**Emergency Retrograde Concept**

110  
111  
112  
113  
114  
115  
116  
117  
118  
119  
120  
121  
122  
123  
124  
125  
126  
127  
128  
129  
130  
131  
132  
133  
134  
135  
136  
137  
138

The emergency retrograde concept shown in figure I-3 is based on the presumption that conflict is ongoing and that failure to return critical items to CONUS or intermediate locations may result in unacceptable strategic and operational mission impacts. Examples might include the retrograde of critical items such as jet or tank engines requiring depot rebuild. If these items were contaminated after removal, the risks associated with their transport to depot and their subsequent disassembly would normally result in significant delays for extraordinary decontamination measures and weathering. If however, mission requirements necessitate speedy return to depot, then risks must be mitigated with additional contamination control measures and increased detection and protection for transporters and maintainers.

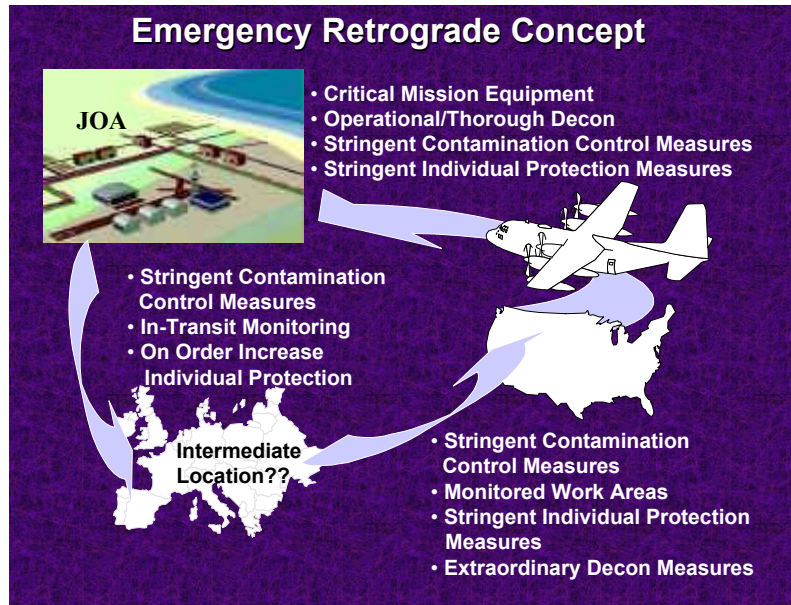
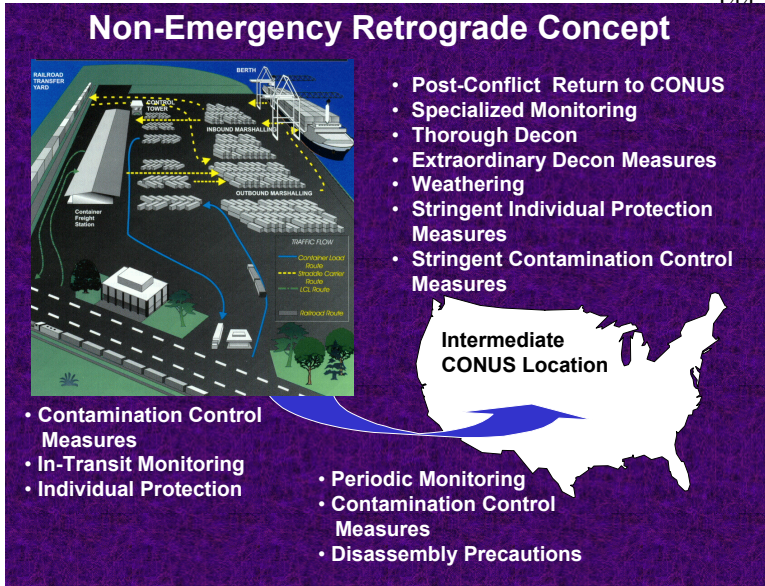


Figure I-3. Emergency Retrograde Concept

**Non-Emergency Retrograde Concept**

139  
140  
141  
142  
143

The non-emergency retrograde concept shown in figure I-4 assumes post-conflict conditions allowing time for extraordinary decon and weathering in the JOA before transport to CONUS destinations. Personnel assisting the JRAC with retrograde detection/monitoring and preparation



of the equipment will require stringent personal protection and specialized detectors since these preparations may require continuous operations for weeks or months. As suspect equipment is consolidated for monitoring, decon, and weathering, security and buffer zones around the consolidation site help provide additional contamination control measures to protect forces and HN. Although extensive measures will focus on obtaining AEL for the 8 hour TWA, agent worker standards; in-transit monitoring and readily available crew protection will remain mandatory. Once in

**Figure I-4. Non-Emergency Retrograde Concept**

164  
165

CONUS, precautionary measures continue throughout the remaining equipment life cycle including DOD control requirements, pre-maintenance monitoring and periodic monitoring. Additional air quality control and legislative requirements may drive considerations yet to be determined.

**ROLES AND RESPONSIBILITY**

171  
172  
173  
174  
175  
176  
177  
178  
179  
180  
181  
182  
183  
184  
185  
186  
187  
188  
189

The following series of figures provides significant roles and responsibilities of key commanders and personnel involved in the retrograde of equipment with residual NBC contamination. Critical actions begin at the operator level and continue through the organization ultimately receiving the shipped equipment. The remainder of this appendix provides TTP for how these roles/responsibilities are supported or accomplished.



**Figure I-5. Roles and Responsibilities**

**Roles And Responsibilities  
Joint Rear Area Coordinator (JRAC)**

**Task Organize NBC Retrograde Support Element(s) (RSE)  
Equip/Train NBC RSE  
Determine Residual Contamination Levels  
Reduce Residual Contamination Levels**

- Time/Weathering
- Thorough Decon
- Extraordinary Measures
  - Decon And Replace Parts
  - Destroy And /Or Replace Parts

**Initiate/Maintain Equipment Markings/Records  
Certify Hazardous Cargo (Emergency Retrograde)**

**Figure I-6. Roles and Responsibilities (Cont.)**

190

**Roles And Responsibilities  
ARMY MATERIEL COMMAND (AMC)**

**Provide Technical Advice and Assistance to JFC/JRAC  
Provide Subject Matter Experts to Augment/Train RSE/Transport Personnel  
Provide Additional Equipment Support to Augment RSE/Transport Commanders**

**Roles And Responsibilities  
TRANSCOM**

**Designate Transport Means (Sea/Air/Ground)  
Approve Transport Plans/Protective Measures  
Request /Coordinate Emergency Waivers Thru DOS (Emergency Retrograde)  
USDA  
US Customs  
DOT  
International In-Transit Waivers**

**Figure I-7. Roles and Responsibilities (Cont.)**

191





Figure I-8. Roles and Responsibilities (Cont.)

**TECHNIQUES AND PROCEDURES**

**Equipment Operator Procedures**

Operators have no capability to detect low-level NBC hazards on their equipment; therefore, with minor exception, their post-NBC attack actions follow standard service procedures (see figure I-9). If the operator finds gross contamination, he conducts immediate decon and marks the equipment as contaminated.

Marking NBC hazards is essential to warning approaching personnel and avoiding agent transfer. This marking begins the record of contamination that will follow the equipment for its remaining life cycle. Using standard NATO NBC markers, the operator marks the equipment so that any approaching personnel can see the hazard warning (i.e., front, back, and sides). This marker also identifies the requirement for subsequent operational or thorough decon. Markers should indicate:



Figure I-9. Operator Procedures

221 DTG of attack/ROTA; agent/hazard; coordinates for attack/ROTA. If markers are not available,  
222 the operator performs this action at the earliest opportunity.

223

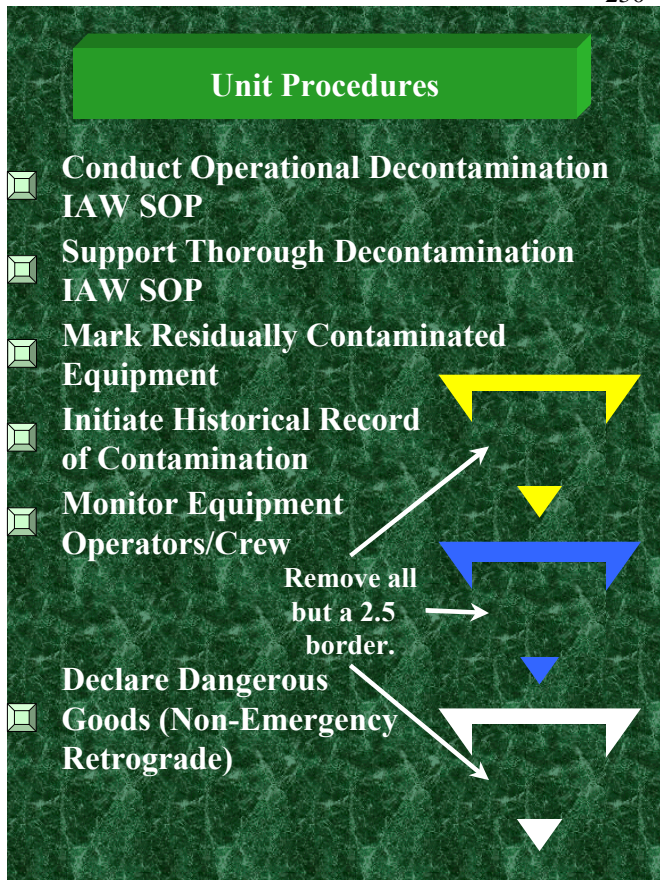
224

### Equipment Owner (Unit) Procedures

225

226 Unit commanders are responsible for ensuring their personnel are protected against gross and  
227 residual contamination hazards. Actions such as operational and thorough decon are common  
228 service procedures in the NBC battlespace environment, and in most cases, these procedures  
229 can reduce NBC hazards to negligible risk levels.

230



260  
261  
**Figure I-10. Unit Procedures**

Negligible risk levels allow combat and combat support missions to continue at reduced MOPP postures although precautions for certain groups may continue. For example, mechanics working on previously contaminated equipment should always monitor or take protective measures before disassembling equipment components. Also, operators in restricted air flow cabs or compartments use the "buddy system" to observe for any responses to low-level contamination left after thorough decon.

However, the concern with residual contamination is low-level exposure over extended periods; in other words, long-term occupational exposure outside the context of accomplishing specific combat mission objectives. Mitigating these risks requires unit commanders to implement certain command-directed procedures (see figure I-10) including:

◆ **Special Markings for Residual Contamination.**

These markings shown in figure I-10 are placed on any equipment present in the

262

263

264

265

266

267

268

269

270

271

272

273

274

275

templated ATP 45 attack area that has not already been marked as grossly contaminated by the operator. Grossly contaminated equipment would receive operational or thorough decon, and its marker replaced by "residual contamination markers" when unit field detectors indicate negligible risks. Commanders may choose to centralize execution of this task to their unit NBC reconnaissance or decon teams.

◆ **Initiation of Historical Contamination Records.** Service maintenance records for equipment with field-detectable contamination are annotated with the following information:

- DTG of the attack/ROTA
- Agent/hazard
- Coordinates for attack/ROTA
- Means of determining contamination
- Detector reading/time of reading (if applicable).

276  
277  
278  
279  
280  
281  
282  
283  
284  
285  
286  
287  
288  
289  
290  
291  
292  
293  
294  
295  
296  
297  
298  
299  
300  
301  
302  
303  
304  
305  
306  
307  
308  
309  
310  
311  
312  
313  
314  
315  
316  
317  
318  
319  
320  
321  
322  
323  
324  
325  
326  
327  
328  
329

Figure I-11 provides an example using DAform2404 as the maintenance record. Other Services use their corresponding forms for recording maintenance status. These records provide important information to the NBC Retrograde Support Element (NBCRSE) that will assist with non-emergency retrograde post-conflict. For instance, in the given example, it is possible that the operator tested a M8 paper interferent that created a green color change (V-nerve). When the NBCRSE does not detect any residual contamination on the equipment, they can correlate attack information on the form with known NBC attacks to help validate or deny the original detection results. Additionally, this form provides an extra warning to maintenance personnel who read it before conducting maintenance procedures.

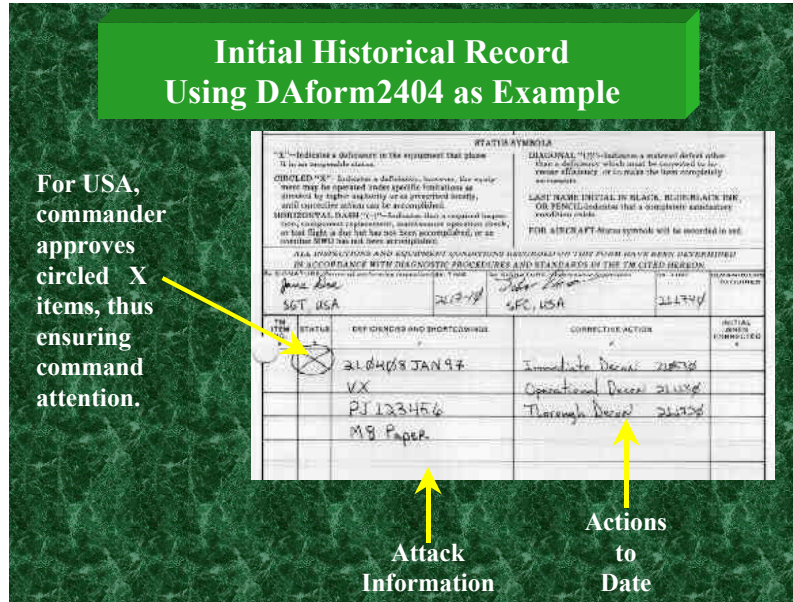


Figure I-11. Example DAform2404

- ◆ **Coordinate Retrograde Requirements.** During redeployment planning or when otherwise directed, unit commanders will provide detailed listings of any contaminated equipment and any suspect equipment (equipment present in templated NBC attack areas) through their chain of command to the JRAC. This information allows detailed planning for equipment consolidation sites and necessary decontamination assets required by the NBCRSE. **NOTE: To avoid overload of NBC retrograde sites, it is imperative that unit commanders and staffs conduct equipment triage : if the equipment has not been in templated NEC attack/release areas or has not driven through contaminated areas, it does not go to the NBC retrograde site.**
- ◆ **Monitor Equipment Operators.** Commanders should implement procedures to ensure that personnel continuing combat mission support at reduced MOPP levels are alert for signs and symptoms of agent exposures. After operational or thorough decon, commanders may consider periodic monitoring of equipment and personnel especially as rising temperatures increase the risk of agent off-gassing.
- ◆ **Receive Retrograde Equipment.** Commanders will receive their retrograded equipment in CONUS. This equipment will have received extensive decon by the NBCRSE and/or weathering; therefore, delays in shipping should be expected. In some cases, contaminant levels may warrant issuing new unit equipment. Although the NBCRSE will decon to table I-1 AEL levels, commanders will ensure historical records are maintained and periodic monitoring is conducted IAW DOD policy.



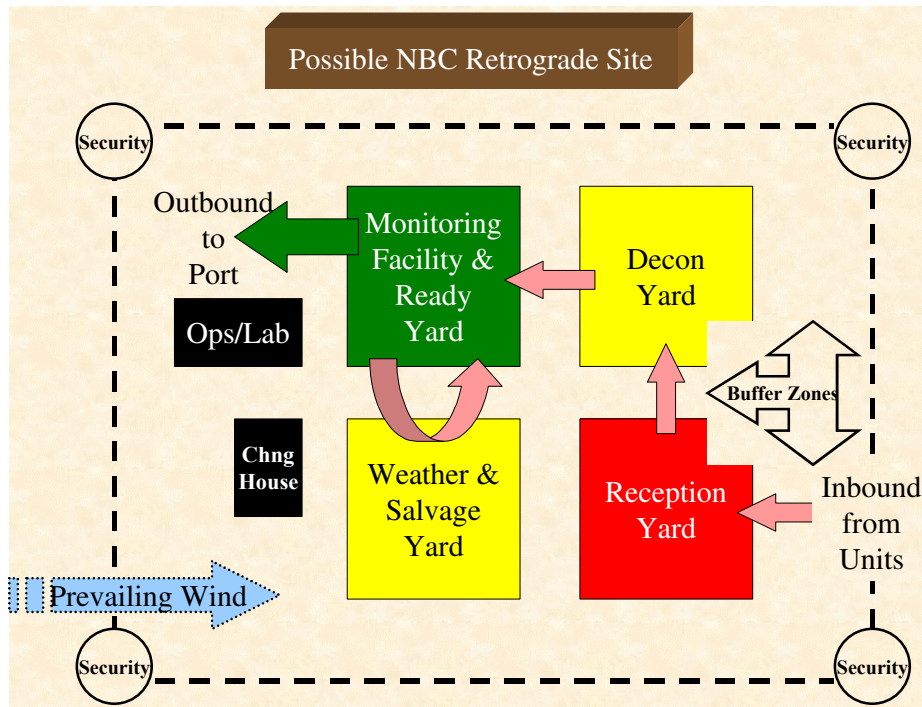
**Joint Rear Area Coordinator and NBC Retrograde Support Element Procedures**

The JRAC plays a pivotal role in the retrograde of residually contaminated equipment, whether under emergency or non-emergency conditions. In coordination with the JFC and component commanders, the JRAC determines if mission requirements warrant the risk of emergency retrograde or if other COA are acceptable. Emergency retrograde is discussed separately in Annex 2 to this appendix. To assist with non-emergency retrograde requirements, the JFC/JRAC will task organize the NBC RSE to accomplish specified tasks shown in figure I-12. **NOTE: To avoid overload of NBC retrograde sites, it is imperative that unit commanders and staffs conduct equipment triage : if the equipment has not been in templated NBC attack/release areas or has not driven through contaminated areas, it does not go to the NBC retrograde site.**



**Figure I-12. NBCRSE Tasks and Organization Options**

- ◆ **NBCRSE.** Figure I-12 identifies tasks conducted by the NBCRSE and recommended units/organizations that may have organic capabilities to support the element’s mission.



**Figure I-13. Possible NBC Retrograde Site**

359 ♦ **Isolate/Quarantine Equipment.** As equipment with known or suspected residual  
 360 contamination is consolidated into assembly areas, risk of vapor exposure may increase  
 361 due to equipment off-gassing. Redeployment planning should address requirements for  
 362 isolated consolidation point(s) for equipment with NBC residual contamination. Figure I-  
 363 13 provides suggestions for layout or construction of such a site. Anticipate using  
 364 engineer forces or contractors to construct complex sumps allowing pretreatment of  
 365 decon effluents prior to release into water systems or existing sanitation/wastewater  
 366 treatment facilities. Construction of buildings to support monitoring and laboratory  
 367 operations, labor force change houses, and security facilities are added requirements if  
 368 existing areas do not provide for these critical functions. Commander, Army Materiel  
 369 Command can provide critical expertise to help design, equip, man and operate this  
 370 facility. For example, this command already has mobile laboratories and change houses  
 371 mounted on trailers for use at its various depots. A subordinate command, the Chemical  
 372 and Biological Defense Command (CBDCOM) can provide additional expertise for  
 373 inclusion of local micrometeorological sensors and centralized detector networks  
 374 emplaced throughout and outside the site.  
 375

376 ♦ **Reception Yard Operations.** During ODS, retrograde operations required over 800,000  
 377 gallons of water per day just to clean dirt from equipment at one port facility. This drives  
 378 the requirement that unit

379 commanders are respon-  
 380 sible for conducting or  
 381 supporting operational and  
 382 thorough decon before  
 383 arrival at the NBC retro-  
 384 grade site. Reception yard  
 385 operations (fig I-14) may  
 386 require extensive areas to  
 387 allow separation of various  
 388 functions such as property  
 389 book and accountability  
 390 transactions, containeriza-  
 391 tion of small or loose items,  
 392 or segregation of equip-  
 393 ment types. If large  
 394 numbers of equipment at  
 395 the NBC retrograde site will  
 396 create months of delay  
 397 prior to shipment home,  
 398 permanent property book  
 399 transactions may occur to remove the property from the delivering unit's records, and new  
 400 equipment issued at home station.  
 401

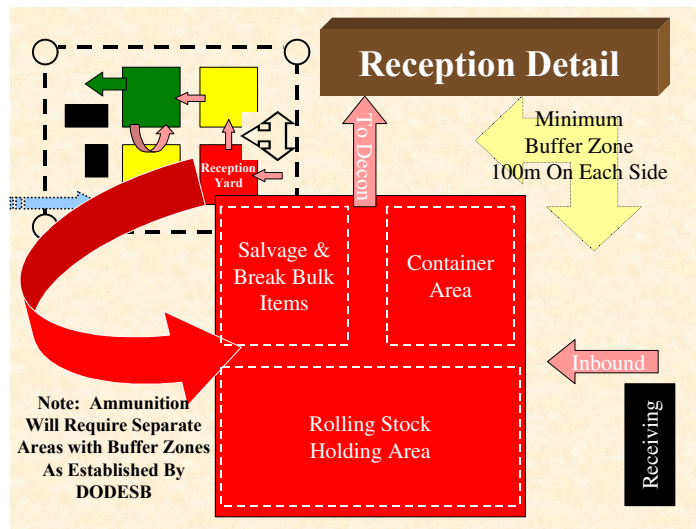


Figure I-14. Receiving Yard Detail

402 ♦ **Decon Yard Operations.** The decon yard is where the last attempts are made to use  
 403 water and decontaminants to reduce contaminant levels to meet AEL standards. As  
 404 such, it has some features not normally associated with thorough decon, and as a fixed  
 405 site decon facility, it has additional contamination control measures for runoff (see figure I-  
 406 15). **NOTE: Due to its neutralizing affects on some agents, concrete is the**  
 407 **preferred surface for the decon yard.** Decon yard operations will be labor intense and  
 408 will require detailed management of work-rest cycles. Fielded decon equipment has been  
 409 selected, in addition to other criteria, to minimize high pressure damage to equipment; as  
 410 such, **it is not the best choice for decon operations at this site.** At this point of the  
 411 retrograde operation, potential paint and glass damage from commercial, high-pressure  
 412 cleaners is an acceptable alternative to unacceptable contamination emission levels.  
 413 After decon, equipment is monitored using a low-level alarm system such as ACAMS,  
 414 MINICAMS, and RTAP (see Annex 1), and modified air sampling procedures. These

415  
416  
417

procedures may range from drawing air samples from containerized equipment to using large plastic sheeting and sand bags to capture off-gassing vapors for analysis. Further monitoring occurs in the monitoring facility; however, the intent here is to recycle

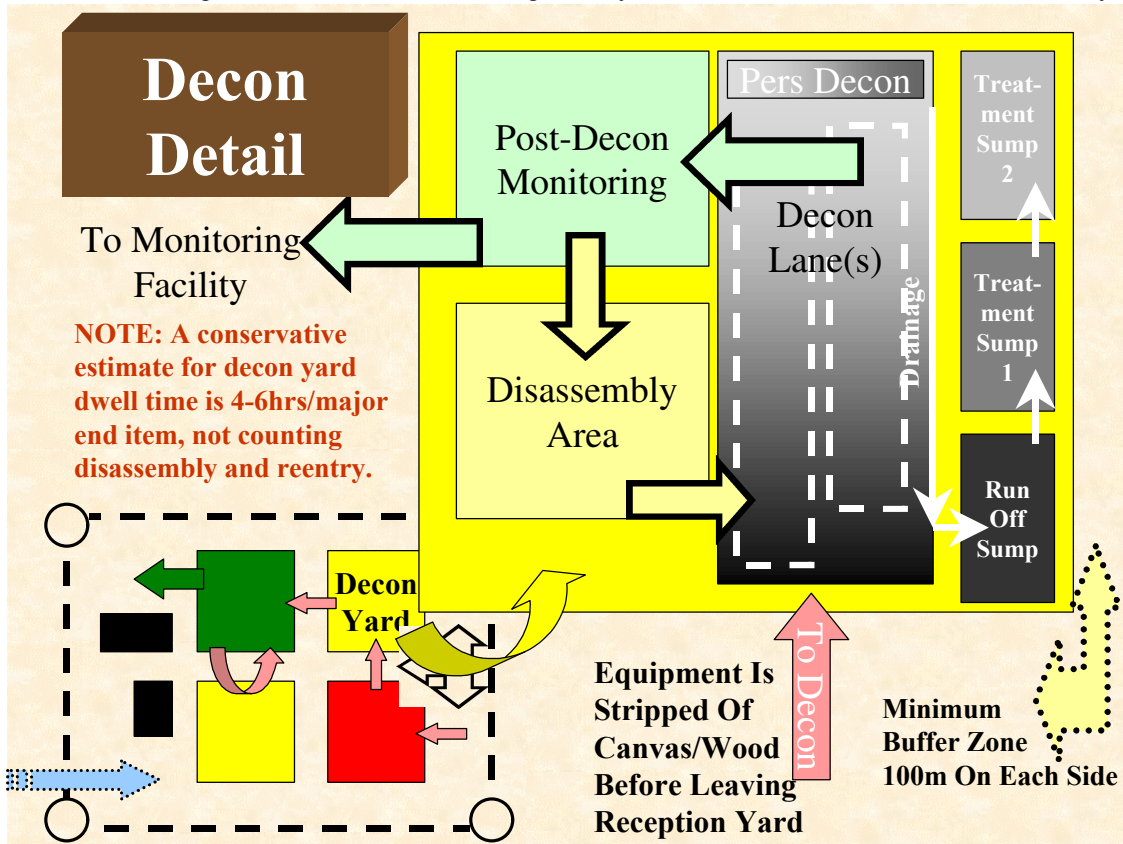


Figure I-15. Decon Yard Operations

418  
419  
420  
421  
422  
423  
424  
425  
426  
427  
428  
429  
430  
431  
432  
433  
434  
435  
436  
437  
438

equipment through the disassembly point and decon line based on preliminary detection results. Maintenance specialist for identified critical end items must be trained and available to perform disassembly in protective clothing since removal of such items as hubs and road wheels may improve decon results. Assistance and special handling equipment is required to move these disassembled end items back through the decon line and monitoring areas. The intent of such drastic measures in the decon yard is that **no equipment returns to this yard**; if it fails monitoring standards in the monitoring facility, the only remaining alternative is extensive weathering.

- ◆ **Monitoring Facility and Ready Yard Operations.** Equipment leaving the decon yard has past a preliminary screening using low-level alarms. At the monitoring facility, equipment is monitored at known temperatures, and in some cases heated temperatures, over an established time period; generally 24 hours (assuming continuous operations), using low-level detectors such as bubblers and DAAMS (see Annex 1). As in the decon yard, modified sampling procedures may be required. Figure I-16 offers some suggestions for preparing large equipment for sampling. Equipment meeting AEL standards shown in table I-1 over the 24 hour period, moves to the ready yard until transported to port for shipment to CONUS. Before shipment, permanent markings like those shown in fig. I-10 are painted on the equipment where approaching personnel will see them. Additionally, the same entries made on the operator maintenance form (see fig. I-11) are made permanently on the equipment's DD form 314.

439  
440  
441  
442  
443  
444  
445  
446  
447  
448  
449  
450  
451  
452  
453  
454  
455  
456  
457  
458  
459  
460  
461  
462  
463  
464  
465  
466  
467  
468  
469  
470  
471  
472  
473  
474  
475  
476  
477  
478  
479  
480  
481  
482  
483  
484  
485  
486  
487  
488  
489  
490  
491  
492  
493  
494

Failure to meet AEL standards during the 24 hour testing, results in movement to the weather and salvage yard for extensive weathering and/or decisions on final disposition. **NOTE: Efforts to save/decon items to an acceptable standard must be balanced against their replacement cost; therefore, it is feasible that a large number of items will require destruction and/or treatment as hazardous waste.**

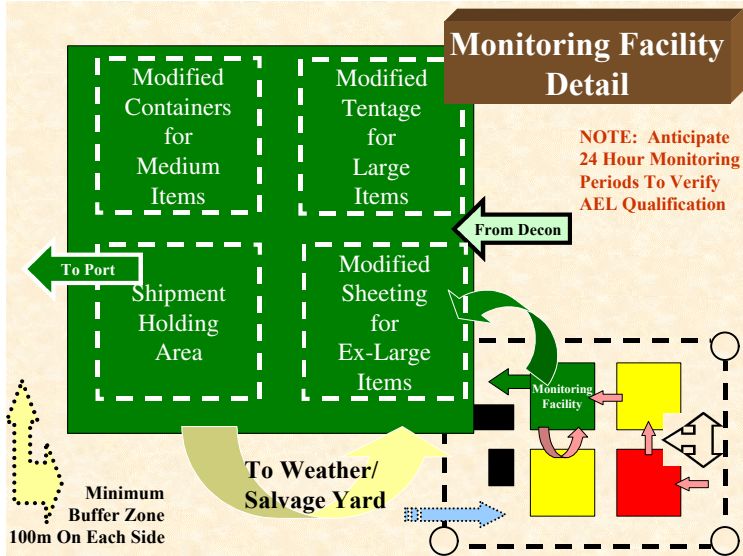


Figure I-16. Monitoring Facility Detail

- ◆ **Weathering and Salvage Yard Operations.** Operations here include continued contamination reduction using weather and removal of suspected vapor-producing parts.

Disassembly may mirror that at the decon yard or may be even more drastic. For example, tires and wheel hubs may have already been removed so further efforts may focus on wheel wells, running boards, and air filter systems. Contract sells to commercial decontamination ventures are already used to resolve hard to handle radioactive equipment contamination problems, and similar approaches may be considered for chemical contamination as well. Additional options include the use of mobile decontamination technologies currently under development by CBD COM. Figure I-17 suggests a layout for this area.

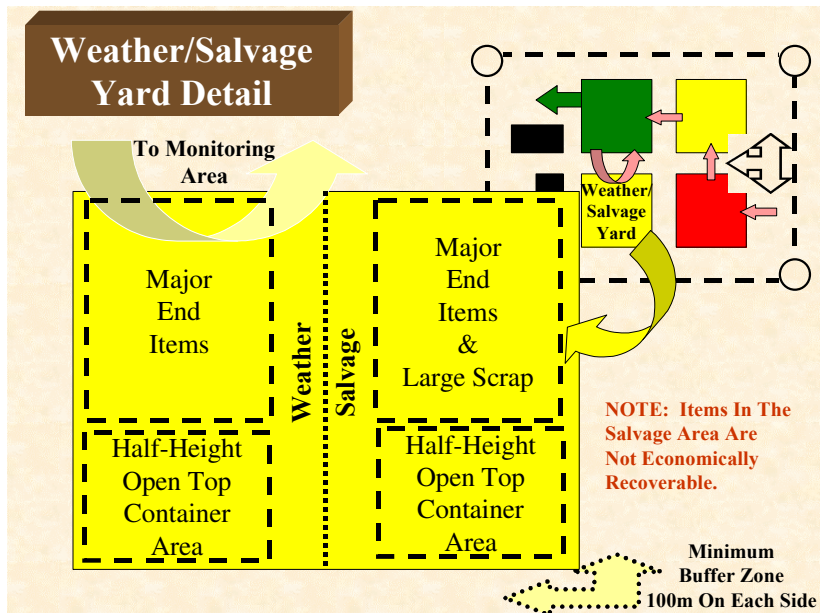


Figure I-17. Weathering/Salvage Yard Detail

- ◆ **Site Support and Operations.** The NBC retrograde site requires extensive support and operations oversight. Figure I-18 identifies some major areas of consideration necessary for protecting site personnel and equipment; namely, networked detection and warning systems and physical security. Additionally, laboratory support is necessary to provide



495 quick results for sampling  
496 operations. In addition to the  
497 personnel decon site in the  
498 decon yard, site personnel will  
499 require a change house and  
500 rest areas as well. A medical  
501 surveillance station can be  
502 collocated in a separate section  
503 of the change house or in  
504 another building other than  
505 operations. The operations  
506 center should have  
507 communications with every  
508 functional yard/area, as well as,  
509 a public address system  
510 capable of warning any  
511 yard/area at the site. Agencies  
512 such as the US Dept. of  
513 Agriculture, Dept. of Energy,  
514 Customs Service, and EPA will  
515 provide critical input to procedures  
516 and decisions regarding acceptability for transport to CONUS.

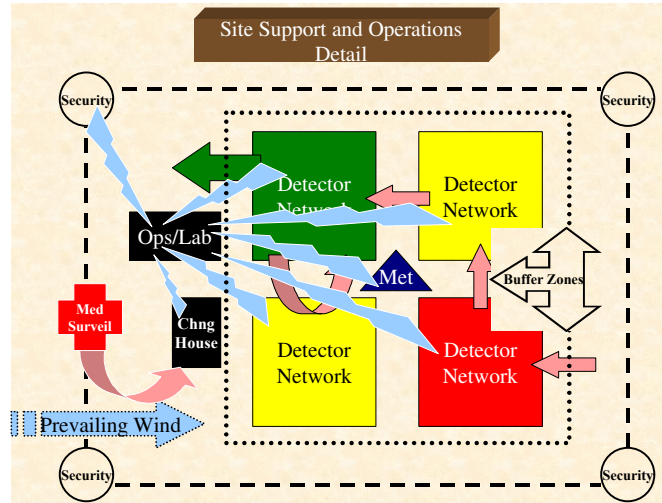


Figure I-18. Site Support and Operations Detail

### Designated Transport Commander

517  
518  
519 The designated transport commander, whether sea, air, or land, has the final decision authority  
520 regarding the transport of NBC retrograde items and the safety of the crew. To help determine  
521 the risk involved, transport commanders are encouraged to observe retrograde site operations  
522 either directly or by representative. An alternative is to conduct separate monitoring operations;  
523 however, that requires additional resources already stressed from supporting the NBC retrograde  
524 site. In either retrograde scenario, the USA Army Materiel Commander can be requested to  
525 provide trained personnel to monitor cargo and crew areas while in transit. Under emergency  
526 retrograde conditions the  
527 optimum situation is post-  
528 decon shipment in an airtight  
529 container. This minimizes risks  
530 of cargo compartment vapor  
531 hazards and allows the crew to  
532 conduct operations unencum-  
533 bered by MOPP in monitored  
534 crew and cargo compart-  
535 ments. In most cases, non-  
536 emergency retrograde is  
537 expected to occur by sea.  
538 Figure I-19 demonstrates the  
539 movement of containerized  
540 cargo above deck. If cargo



Figure I-19. Example of Top Side Cargo Shipment

541 can not be shipped top side to maximize air circulation or in air tight containers; monitoring the  
542 cargo hold area and designated crew areas, based on equipment location and ship design, is  
543 recommended. Regardless the transport or configuration means, commanders will have to  
544 ensure crews are proficient at recognizing signs and symptoms of agent exposure or  
545 contamination, as well as, immediate actions and warnings. Pre-mission rehearsals and drills  
546 should also address abort criteria as determined at CJCS level. Figure I-20 provides a minimum  
547 checklist of mission considerations/actions.

548



**Figure I-20. Pre-Transport Checklist** 579  
580

### Receiving Organizations

Upon arrival in CONUS, equipment will require clearance through the US Customs Service as a minimum. Early coordination with this and other US agencies at the NBC retrograde site is intended to expedite CONUS arrival procedures. See Annex 2 for specific emergency retrograde procedures. Containers may be opened without protective equipment once the AEL standard is confirmed by the accompanying escort. After clearance, the cargo will continue by designated means to its final destination. Escorts should continue with the cargo to final destination and ensure that any stops or transfers include appropriate security measures to preclude risk of contact exposure to curious civilians. Receiving installations will store equipment in designated areas determined by coordination with DOD and the EPA. Commanders will conduct periodic monitoring IAW DOD policy and will ensure all previously contaminated equipment remains under DOD control for the remaining equipment life cycle. This includes the maintenance of markings and

581 historical records, as well as, any parts that may be removed for subsequent maintenance.  
582 Removed parts not repaired and replaced must be destroyed as hazardous material (currently by  
583 incineration).

**ANNEX 1 TO APPENDIX I  
LOW-LEVEL CHEMICAL AGENT DETECTORS**

**LOW-LEVEL CHEMICAL AGENT DETECTORS**

Low-level chemical agent detectors are those detection devices that can provide detection capability and/or alarm for concentrations of 0.003mg/m<sup>3</sup> for mustard, 0.0001mg/m<sup>3</sup> for GA/GB, and 0.00001mg/m<sup>3</sup> for VX. Examples include Absorption Air Samplers (bubblers), Depot Area Air Monitoring System (DAAMS), Automatic Continuous Air Monitoring System (ACAMS), and Real Time Monitors (RTM). Table I-1-1 provides available detectors and their corresponding sensitivities and response times.

**LOW-LEVEL CHEMICAL AGENT ALARMS**

Low-level chemical agent alarms are devices used in conjunction with a low-level monitor or detector which produce audible sounds when a predetermined level of detection below the AEL is obtained. Examples include ACAMS, Miniature Continuous Air Monitor (MINICAMS), and Real Time Analytical Platform (RTAP). Table I-1-1 provides available detectors and their corresponding sensitivities and response times.

**Table I-1-1. Low-Level Chemical Agent Detectors, Sensitivities, and Response Times**

Detector Type	Response Time	Agent Sensitivities (mg/m <sup>3</sup> )					
		L	H	GA	GB	GD	VX
Bubbler	2-4 hrs 8 hrs	0.005 0.003	0.003	0.0001	0.0001	0.00003	0.00001
DAAMS	1 hr	N/A	0.003	0.0001	0.0001	0.00003	0.00001
ACAMS*	3-5 min	N/A	0.003		0.0001		0.00001
RTM	8-12 min	N/A	N/A		0.0001		0.00001
MINICAMS*	≤ 15 min	N/A	0.003		0.0001		0.00001
RTAP*	≤ 15 min	N/A	0.003		0.0001	0.00003	0.00001

**NOTES:**  
Information from DA PAM 385-61.  
\*Detectors shown subdued have alarm capability.

Detector Photos TBP.





# ANNEX 2 TO APPENDIX I

## EMERGENCY NBC RETROGRADE PROCEDURES

---

### EMERGENCY RETROGRADE DECISIONS

1  
2  
3  
4 **Define and Communicate the Emergency.** Before initiating actions to retrograde potentially  
5 contaminated equipment for CONUS repair/rebuild, the JRAC determines if the emergency  
6 conditions and risks involved warrant such action. In some cases, it may be advisable to seek  
7 additional assistance in providing new items vice CONUS repair/rebuild. Regardless, the intent to  
8 retrograde residually contaminated equipment must be communicated through the CJCS due to  
9 potential risks and political/environmental sensitivities.

10  
11 **Determine the Impact(s).** Emergency retrograde may require valuable lift assets that must be  
12 protected for future use. Additionally, selected aircraft will require installation of specialized, low-  
13 level detectors in crew and cargo compartments, and crews prepared to respond to increasing  
14 vapor levels by donning IPE. If air-tight containers are unavailable to containerize the cargo, crew  
15 risks increase, as well as the likelihood of pilots having to fly in protective masks. **In most cases,**  
16 **these risks are not acceptable.**

### EMERGENCY RETROGRADE PROCEDURES

17  
18  
19  
20 **Preparation.** When mission requirements outweigh the potential risks of NBC emergency  
21 retrograde, these minimum actions should occur as preparation for movement:

- 22  
23 ♦ **Thorough Decon.** Take additional time to remove any parts not necessary for the  
24 CONUS action. Be meticulous with thorough decon procedures. If commercial, high-  
25 pressure, steam cleaners are available, use them to augment the final rinse station. If  
26 low-level detectors are available at the decon site, use them at the check/monitor station.  
27
- 28 ♦ **Mark Equipment and Initiate Historical Record.** Use the procedures addressed in  
29 Appendix I, non-emergency retrograde discussions.  
30
- 31 ♦ **Prepare Shipping Container(s).** AFJMAN 24-204, *Preparing Hazardous Materials For*  
32 *Military Air Shipments*, addresses the packaging of chemically contaminated cargo in  
33 hermetically sealed bags and open head metal drums with air-tight gaskets or using  
34 double air-tight drums. Advanced coordination with the Air Mobility Command is essential  
35 for cargo that will not fit into these containers. Extreme measures to protect the aircraft  
36 from contamination are warranted since these aircraft support missions worldwide. Most  
37 jet engines and some other major end items have air-tight shipping containers. However,  
38 some of these containers also have pressure relief valves that must be sealed to ensure  
39 containment of off-gassing vapors. Additionally, **when preparing to modify containers**  
40 **for NBC retrograde shipments, do not assume that water-tight equals air-tight.**  
41 Many containers are constructed with baffles to keep out water, but they allow air  
42 circulation unless all air entry/exit points are sealed. Container modifications may also  
43 include modified gaskets around doors and one-way ports for in-transit air monitoring if  
44 necessary. In addition to modifying ANSI/ISO containers, the Equipment Deployment  
45 Storage System (EDSS) QUADCON, TRICON, and ISUs offer smaller volume options  
46 (see FM 55-80).  
47
- 48 ♦ **Monitor the Sealed Container.** If time permits, use a low-level detector and previously  
49 discussed modifications to monitor the sealed container for at least two hours to verify  
50 AEL compliance.  
51
- 52 ♦ **Follow the Checklist.** Use the pre-transport checklist provided as figure I-20, page I-14  
53 to ensure appropriate actions are rehearsed and protective equipment is readily available.  
54 Ensure monitors are installed in the crew and cargo compartments. The US Army  
55 Materiel Command can provide assistance with detector installation.

56  
57  
58  
59  
60  
61  
62  
63  
64  
65  
66  
67  
68  
69  
70  
71  
72  
73  
74  
75  
76  
77

**Shipment.** Escort personnel from the US Army Materiel Command may be present to help monitor crew and cargo compartments during the flight. If not, load masters should receive training on the operation of the installed detectors.

### **CONUS ACTIONS**

Receiving agencies should prepare to monitor inbound containers before opening. If container modifications do not include internal air sampling ports, move the container(s) to a designated isolation area to be opened only by a qualified, toxic agent worker in level A protection. After determining vapor concentrations, proceed with necessary actions in the appropriate protective posture. Although work without protective masks may be permissible at AEL levels, contact hazards may continue to pose risks that are mitigated by wearing protective butyl rubber gloves. As the item(s) is disassembled/repared, work in a monitored environment. Exchange economically replaceable sub-components prior to reassembly and remember that any parts removed must be controlled or destroyed (currently by incineration) as chemically contaminated materiel. If possible, hold the retrograded item as a operational float for issue only under extreme mission requirements, and send a replacement item back to the JOA.

Return procedures/precautions are the same as those used to ship to CONUS; likewise, JOA handling procedures follow the CONUS precautions noted above.

# APPENDIX J

## NBC PROTECTION OPTIONS

### NBC PROTECTION

There are two components of NBC protection -- individual and collective. NBC protection is needed when the chance of contamination from NBC weapons is anticipated or unavoidable. Therefore, fixed site commanders must ensure that their personnel have adequate protection against NBC hazards and the means to sustain continuous operations throughout the hazard's duration.

**Individual NBC Protection.** Individual protective measures are taken by personnel to survive and continue the mission with a minimal loss in efficiency. Personnel at fixed sites, at a minimum, must have individual protective equipment (IPE) against NBC hazards. This individual protection consists of protective mask, suit, gloves, and boots. Individual protection levels are referred to as mission oriented protective posture (MOPP). There are various levels of MOPP adopted by the armed forces. These levels are designed to allow commanders to increase or decrease the level of protection rapidly without providing long explanations. A commander determines the initial level of MOPP based on MOPP analysis, which finds the balance between reducing the risk of casualties and accomplishing the mission; the level is adjusted as NBC risks change. Remember, degradation in efficiency will occur for personnel placed in heightened individual protection for extended periods. Although IPE provides for survival, both individual and collective protection are necessary to maintain continuous operations.

In many cases, fixed site mission support functions may not allow the benefit of working inside a toxic-free area (TFA). Basic IPE provides the required protection but produces significant performance degradation. Additionally, certain work activity exposures like those referred to in Figure J-1, place the integrity of the protective overgarment at risk. The SCALP shown in Figure J-1 provides an impermeable disposable cover to protect and enhance the protective capabilities of IPE. Selected personnel performing hazardous duties or requiring long hours in a contaminated environment can use special encapsulating suits where no collective protection exists for rest and relief (for example, heavy maintenance bays). This special suit is connectable to portable cooling stations, is operable without the protective mask, and is a system with very high protection factors for extremely hazardous conditions. For more details on MOPP and IPE, see corresponding service doctrine and regulations.

- **LIGHTWEIGHT, IMPERMEABLE SUIT**
- **WORN OVER THE CP OVERGARMENT**
- **PROTECTS CP OVERGARMENT FROM GROSS LIQUID CONTAMINATION**
  - LIQUID AGENT
  - POL AND DECONTAMINANTS
  - WATER
- **PRIMARY USERS**
  - PERSONNEL IN COLLECTIVE PROTECTION [FOR PERSONNEL EMERGING FOR SHORT DURATIONS (1 HOUR OR LESS) LESSENS REENTRY TIME]
  - DECONTAMINATION PERSONNEL
- **INEXPENSIVE AND DISPOSABLE**



**Figure J-1. Suit, Contamination Avoidance And Liquid Protective (SCALP).**

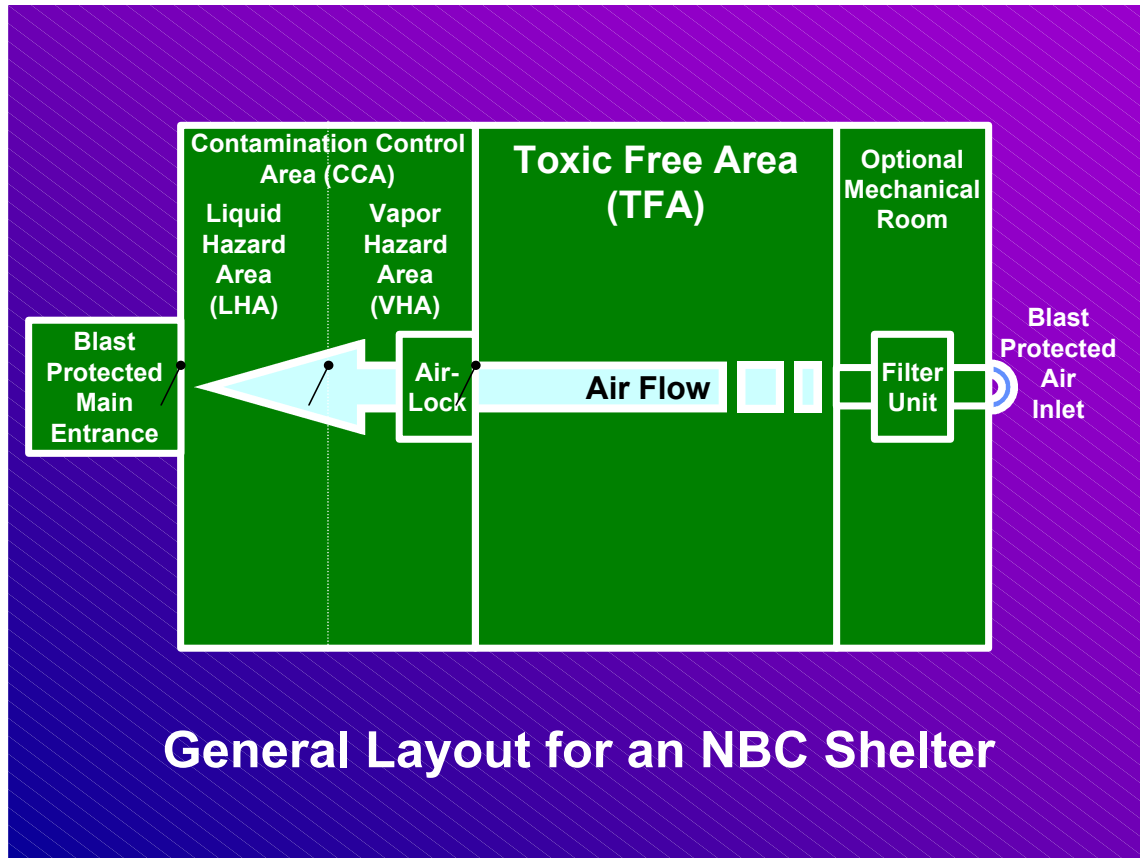


Figure J-2. Basic Shelter Design

57 **Collective Protection.** Collective protection is an important aspect of fixed site NBC defense.  
 58 Ideally, it provides a contamination-free environment for personnel, allowing relief from continuous  
 59 wear of MOPP equipment. The basic concept applied for collective protection is overpressure  
 60 and filtration. By filtering incoming air and maintaining higher internal air pressure than external  
 61 pressure, the contaminated external air is prevented from infiltrating the shelter and results in  
 62 toxic-free areas (TFA) for work and relief. The human factor is the most variable input of the  
 63 collective protection equation due to the potential introduction of contamination inside the shelter  
 64 as a result of poor entry procedures. Figure J-2 shows the basic areas required to ensure the  
 65 toxic free area (TFA) remains safe for its occupants.

66  
 67 Collective protection supports three primary areas that quickly erode in an NBC environment:  
 68 personnel rest/relief (breaks and sleeping), work relief (C<sup>4</sup>I, maintenance, supply, etc), and  
 69 protection of logistics storage areas (for example, POMCUS and theater reserve materiel). Based  
 70 on different mission requirements, each fixed site requires customized collective protection. For  
 71 example, personnel perform C<sup>4</sup>I and light maintenance operations more efficiently in some form of  
 72 collective protection than when encumbered by high MOPP levels and IPE. Because of the large  
 73 machinery and frequent need to breach the building's air integrity, personnel performing heavy  
 74 maintenance and supply operations may have to endure IPE and use collective protection for rest  
 75 and relief. Fixed sites can use a combination of permanent, mobile, or temporary collective  
 76 protection shelters. Subsequent discussion addresses permanent modifications to existing  
 77 structures and expedient/temporary modifications to provide collective protection. Refer to  
 78 service-specific technical manuals and regulations for details on integrated, vehicular collective  
 79 protection systems.  
 80

81 **Training.** Fixed site personnel must demonstrate proficiency in all individual and collective  
 82 protection measures and rehearse before, during, and after NBC attack actions. Commanders  
 83 with a predominantly civilian work force may encounter extensive training program requirements  
 84 in this area. Frequent drills conducted during different shifts and during shift changes help  
 85 prepare the fixed site to minimize the potential impacts of WMD or TIH on fixed site operations.

## 87 NBC COLLECTIVE PROTECTION

89 The selection of and application of NBC collective protection techniques can be classified into four  
 90 categories:

92 **Class I: Full integration.** Permanent modifications are made to the building(s),  
 93 and NBC filter units are fully integrated with existing heating, ventilating and air conditioning  
 94 system (HVAC) system(s). Dampers controlling ventilation openings automatically actuate when  
 95 filter units turn on. There are permanent accommodations for a contamination control area  
 96 (CCA).

98 **Class II: Partial Integration.** Permanent modifications and sealing measures are  
 99 made to the building or a portion of it, and partial integration of HVAC filter units or alternate  
 100 systems allow heating/cooling. Manual dampers control outside air and exhaust. The CCA may  
 101 be permanent or temporary (e.g., a tent).

103 **Class III: Expedient.** Selected portions of the building are sealed by temporary  
 104 measures such as plastic sheeting and tape. Transportable filter units are temporarily mounted to  
 105 the building. Heating/cooling systems may or may not be employed. A temporary CCA is  
 106 established.

108 **Class IV: Secondary enclosure.** The building is not tight  
 109 enough to economically maintain pressurization, but it is suitable for  
 110 using portable internal enclosures or liner systems such as M28 or M20  
 111 collective protection equipment. System allows use of existing  
 112 heating/cooling system or alternate systems. Examples include  
 113 warehouses, hangers, and maintenance bays. Figure J-3  
 114 shows the M20, Simplified Collective Protection Equipment used  
 115 to provide a TFA for a command post.  
 116  
 117  
 118  
 119  
 120  
 121  
 122  
 123

### 124 Considerations for Applying 125 Collective Protection to 126 Existing Buildings

128 The following considerations help  
 129 determine suitability or choice of  
 130 collective protection applied. For  
 131 more detail on specific engineering  
 132 and equipment specifications, contact the Joint Service Collective Protection Assessment Team  
 133 through the Edgewood Research, Development, and Engineering Center (ERDEC); the Army  
 134 Corps of Engineers Omaha; or Pacific Air Forces Command (PACAF). [More detailed contact  
 135 information TBP]

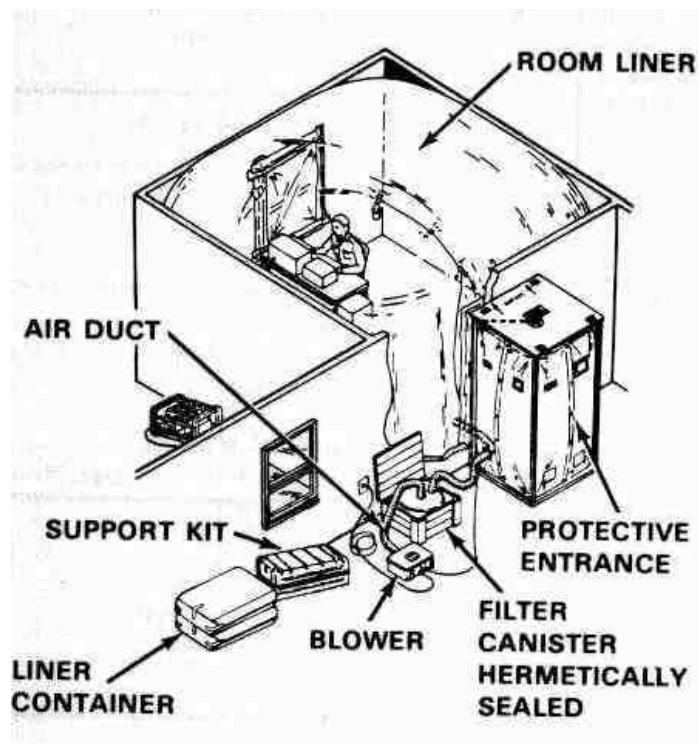


Figure J-3. M20 SCPE

136

137 **Tightness of Selected Building.** Building tightness (ability to maintain pressure) can vary greatly  
138 with the condition of the building and its hidden defects such as unsealed construction openings  
139 hidden by drop ceilings or false walls. Fan-pressurization (blower door) testing is the most  
140 common technique used for measuring tightness. There is no specific level of leakage that  
141 disqualifies a building from collective protection modifications; however, tighter is better due to air  
142 filtration unit costs and potential heating/cooling costs. The average expected leakage reduction  
143 from weatherizing measures is about 25%.

144

145 **Methods of Tightening the Building.** Each time a collectively protected building is pressurized,  
146 its protection envelope must be tightened by closing all intentional openings (e.g., outside air  
147 vents, exhaust vents, windows, and doors). Other openings (e.g., cracks, crevices, joints,  
148 penetrations for pipes and cables) must be closed to the maximum extent feasible using  
149 permanent means such as caulking and weather stripping.

150

### 151 **Integration of Filter Units**

152 **with HVAC System.** The  
153 HVAC systems in most  
154 buildings are ill-suited for the  
155 integration of positive pressure  
156 collective protection. The least  
157 costly approach is often to shut  
158 off the HVAC system and  
159 block the supply and return  
160 vents to the protected  
161 envelope when the system is  
162 pressurized. Such measures  
163 may require alternate  
164 heating/cooling methods.  
165 Short of major modifications to  
166 the HVAC system, the user  
167 may have to accept  
168 uncomfortable conditions in  
169 winter and summer. Figure J-4 shows a modification of an existing environmental control unit with  
170 a gas particulate filter.

171

172 **Overpressure Levels.** The minimum overpressure recommended for stationary collective  
173 protection shelters is 0.1 inches water gage (iwg) or 25 Pascal, based on preventing air infiltration  
174 at ambient wind speeds greater than 15 mph. At 15 mph, the wind reduces the concentration and  
175 dosage of mustard evaporating from the ground by about 98%, compared with calm conditions.  
176 When preparing buildings and conducting test measurements, it is advisable to provide for a  
177 higher pressurization (0.2 iwg) to ensure 0.1 iwg is still achieved over time as sealing measures  
178 and building structures may deteriorate.

179

180 **NOTE: When overpressure is applied to a hospital, the operating rooms must have**  
181 **overpressure at least 0.2 iwg higher than the rest of the hospital; this provides**  
182 **increased positive pressure in the area and prevents infectious organisms from**  
183 **being introduced into the operating room suites from the rest of the hospital.**

184

185 **Filter Units.** The Joint Collective Protection Assessment Team evaluations and methodologies  
186 established in 1997 recommends the FFA 580 filter unit for collectively protecting buildings. This  
187 600 cfm filter unit is also integrated into the Survivable Collective Protection Shelter (SCPS)  
188 shown later in Figure J-8. The FFA 580 employs the Modular Collective Protection Equipment  
189 filter set, which is the most widely used filter set among the USA, USN, and USAF. Where the  
190 building would require more than 10 FFA 580 units, employ the M49 Filter Unit or a large-capacity  
191 commercial filter unit built to military specifications.

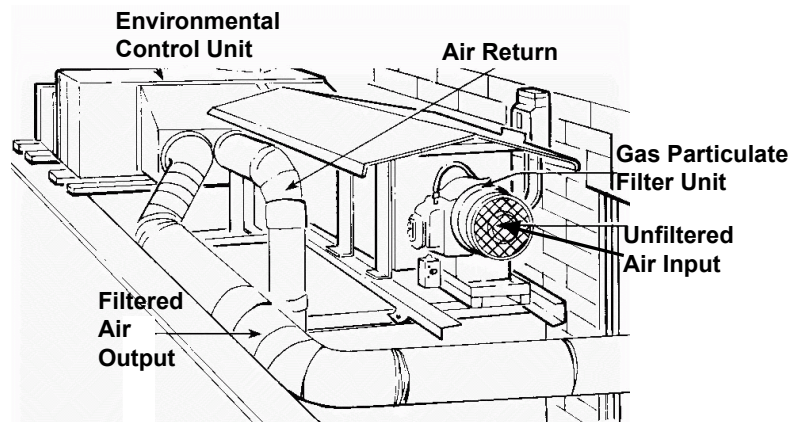


Figure J-4. Modified Environmental Control Unit



192  
193 **Airlock(s).** An airlock is a transition  
194 enclosure, a protected entryway in  
195 which people wait for a period of 3-5  
196 minutes before entering or exiting the  
197 TFA. The main function of the airlock  
198 is to prevent direct vapor transport into  
199 the TFA. During the airlock purging  
200 period, the flow of filtered air through  
201 the airlock flushes out airborne  
202 contaminants introduced with the  
203 opening of the outer door. The airlock  
204 also ensures that TFA overpressure is  
205 not compromised during entry or exit.  
206 For filtered, pressurized air, the airlock  
207 may rely on TFA air flow and  
208 pressurization which creates variable  
209 demand on the TFA pressurization.  
210 Using a dedicated filter unit for the  
211 airlock reduces the variable demand  
212 on the TFA and helps maintain TFA  
213 integrity. Figure J-5 shows a locally  
214 fabricated airlock with dedicated filter  
215 unit from the M20/M28 CPE set as  
216 constructed by ERDEC.



Figure J-5. Fabricated Airlock with Filter-Blower Unit

#### 217 218 **Contamination Control Area (CCA).**

219 The CCA and airlock allow people to  
220 transition from individual protection to collective protection without introducing contaminants into  
221 the TFA. Personnel remove contaminated outer garments in the CCA before entering the airlock.  
222 Permanent or interior CCA have a filtered air flow rate sufficient to suppress vapor concentrations  
223 from contaminated  
224 garments worn into the  
225 CCA. Open-air CCA  
226 have high air flow rates  
227 but the air may not be  
228 clean, filtered air.  
229 Figure J-6 shows a tent  
230 used as a CCA and  
231 attached to the airlock.




Figure J-6. Tent Used as CCA

232  
233 Vapor sorption or the  
234 adherence of agent vapors to surrounding materials/objects is the primary problem in most CCA.  
235 Recent studies indicate CCA procedures require improvements in four areas: 1) Integration of  
236 chemical detectors; 2) CCA decontaminant requirements; 3) Use of exchange masks; and 4)  
237 Reuse of protective garments.

- 238  
239 • **Integration of Chemical Detectors.** The agent vapors in the open-air CCA can  
240 actually adhere to the individual after doffing the overgarment and before entry into  
241 the airlock. There are four options for detecting and dealing with this problem: 1)  
242 Halt entry processing if vapor hazards are detected outside the shelter; 2) Use a  
243 Chemical Agent Monitor (CAM) to screen/halt entry candidates with desorbing vapor;  
244 3) Require removal of all garments if CAM or exterior monitors detect vapor and issue  
245 new or temporary garments inside the TFA; and 4) Combine showers with previous  
246 option. **Using M8 paper to check for contamination prior to shelter entry is**

- 247                    **undesirable as a pre-entry screening tool unless driven by operational**  
248                    **requirements.**
- 249
  - 250                    • **CCA Decontaminant Requirements.** Recent reports indicate that unless under  
251                    extreme liquid contamination conditions (10g/m<sup>2</sup>), use of decontaminants/sorbents  
252                    (e.g., diatomaceous earth or bleach) inside the CCA have little effect on reducing the  
253                    desorption of vapor inside the TFA.
  - 254
  - 255                    • **Use of Exchange Masks.** The requirement to maintain eye/respiratory protection  
256                    throughout the transition process from individual to collective protection and to have  
257                    masks inside the TFA is common to all services. Due to logistics constraints, the  
258                    USA procedures do not include an exchange mask, but rather the partial decon and  
259                    bagging of the individual mask that remains with the owner. Other options being  
260                    considered include Disposable Eye Respiratory Protection (DERP) and neck-dam  
261                    type emergency escape masks. Units with the M40-series protective mask might  
262                    consider modifying doff procedures to include disposal of the quick-doff hood and  
263                    lens outserts, which would be replaced inside the TFA.
  - 264
  - 265                    • **Reuse of Protective Garments.** Protective overgarments are not issued in  
266                    quantities allowing discard each time a person enters a collective protection shelter.  
267                    The SCALP shown in Figure J-1 provides a low cost option that would allow discard  
268                    of the outer SCALP while avoiding the discard or reuse of a contaminated protective  
269                    overgarment.
  - 270

271 **Shelter Operating Instructions.**

272 Ideally, a collective protection  
273 system requires only a single  
274 power switch to activate the  
275 entire system. Except for closing  
276 doors and windows, Class I  
277 systems function this way. Other  
278 systems rely on operator action  
279 to close intentional openings not  
280 always obvious to the operator.  
281 For example, a Class III modified  
282 dormitory may require covering  
283 over 100 toilet fan grilles.  
284 Written operating instructions are  
285 therefore essential and should  
286 take two forms: a checklist  
287 permanently mounted by the  
288 control panel and a set of  
289 detailed, written instructions for  
290 operations, troubleshooting, and  
291 maintenance. Figure J-7  
292 provides an example instruction  
293 card for Class II or III operations.  
294

295 **Shelter Preparation Time,**  
296 **Manpower, and Training.** For  
297 large buildings, transition to  
298 collective protection may require  
299 substantial time and manpower;  
300 factors that become  
301 considerations for deciding which  
302 buildings to modify as Class II

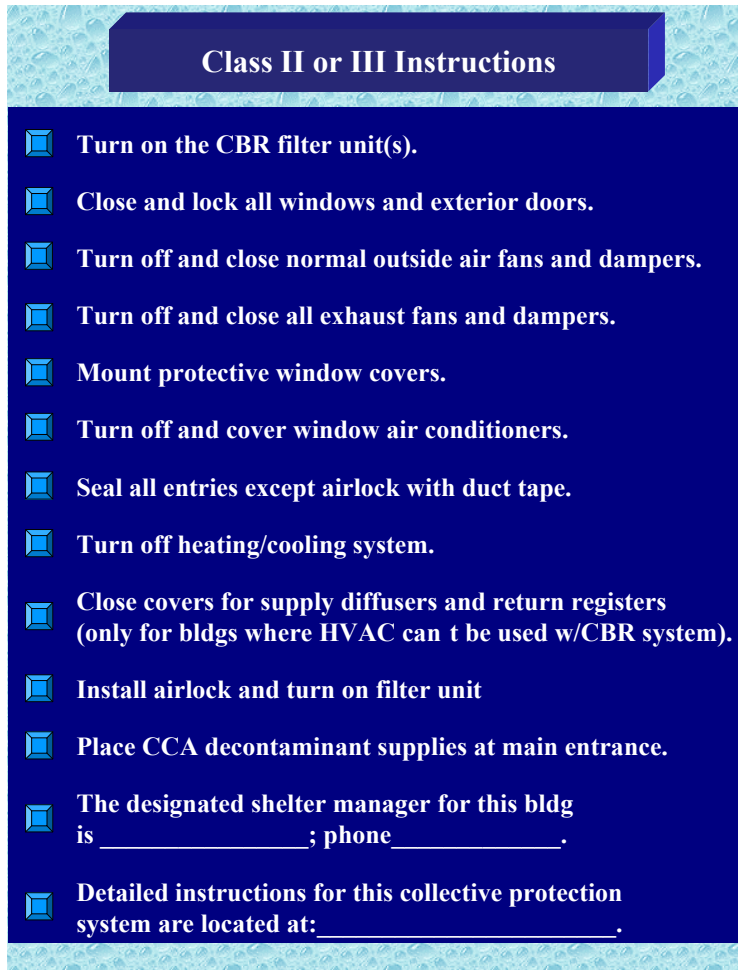


Figure J-7. Example Shelter Checklist



303 and III shelters. Training and manning shelter management teams requires a focused and well-  
 304 supervised effort to ensure personnel execute shelter management task to standard and without  
 305 delay. To avoid personnel turnover problems, consider assigning shelter management teams by  
 306 position and conducting frequent training/drills. Ensure shelter management candidates will not  
 307 be diverted to other missions when the NBC threat requires shelter operations. Additionally, plan  
 308 shelter management assignments to provide 24 hour manning, and anticipate additional support  
 309 requirements due to changes in shelter occupant loads.

310  
 311 **Other Shelter Considerations.** In Class I, II, and III shelters, mission equipment, toilet facilities,  
 312 drinking water, and stored supplies are accessible without requiring additional manpower and  
 313 preparation time; all of which are planning factors required for Class IV shelters.

314  
 315 Table J-1 provides a summarized listing of the major design elements and considerations for NBC  
 316 shelters.

317  
 318 **Table J-1.**

MAJOR DESIGN ELEMENTS AND REQUIREMENTS FOR NBC SHELTERS	
ELEMENT	REQUIREMENT
Air Filtration	Integration of gas/particulate filter unit w/existing HVAC.
Ventilation	10 cfm of filter air/occupant.
Positive Pressure	Minimum 0.2 iwg w/alarm to warn of low over-pressure.
Entry Facility (Contamination Control Area)	Area w/overhead cover for removal, storage, decontamination and/or disposal of individual protective equipment. Decontaminants for mask, hood, and gloves. Instructions for entry procedures. Airlock entry (sealed, pressurized, filtered ventilation) is preferred but not required.
Airlocks	One between the contamination control area (CCA) and the toxic free area (TFA) with purging flow of filtered air (multiple airlocks for high entry rates). Timer to indicate completion of purge cycle, and pressure gauges to indicate proper pressure.
Toxic Free Area (TFA)	30-35 ft <sup>2</sup> /person. Showers near airlock are desirable. Recirculation filters are desirable.
Detection	Detector for monitoring entries and TFA air. A MICAD-linked detector network is desirable.
Communication	Intercom or phone between TFA and CCA. Communication linkage w/C <sup>4</sup> I networks.
Blast Protection	Essential for filter inlets and TFA windows. Blast doors at main entrance.
Toilet Facilities	1/20 personnel.
IPE Storage	1 ft <sup>2</sup> /person.
Potable Water	100 liters/person.
Electrical Power	Backup generator w/reserve fuel.
Emergency Masks	Rapid access to personal mask or transient mask for emergency exits.
Food Storage	Reserve Meals Ready to Eat (MRE)/person.

319  
 320 **EXPEDIENT NBC PROTECTION**

321  
 322 Expedient protection includes steps taken to provide immediate protection of personnel/materiel  
 323 and to enhance protection of mission essential facilities in the event of a WMD or TIM  
 324 attack/incident. These procedures are often included in emergency action discussions of  
 325 "protection in place". The following discussion focuses on four basic concepts.

- 326  
 327 • **Sealing Air Infiltration Points.** Sealing the inside of a building/room must be done prior to  
 328 the attack/incident. Particular care must be taken to ensure that all openings that can  
 329 possibly be sealed are ready for immediate sealing at first warning.

331 Precut sealing materials for doors and position materials so  
332 that final sealing requires minimum response time. Once an  
333 attack occurs this door is no longer usable; label the door as  
334 being sealed. Based on weather, pre-seal windows and other  
335 openings. Seal all air conditioning, and heating vents and  
336 ducts leading to the inside/outside. Materials should be  
337 precut and positioned, ready for use. Some openings lend  
338 themselves to a sealing/packaging material generically  
339 referred to as "Foam-In-Place" (Fig J-8.) packaging systems  
340 available through local procurement (CONUS).

*Foam-In-Place is a generic term for a commercially available packaging/sealing material that expands when sprayed onto a surface/into an enclosed area (such as window openings, spaces between wall studs etc.) . the system consists of 120 to 300 Gal drums (two containers of equal size are required), two hoses, a gun assembly and an oxygen bottle. The Foam consists of two chemicals that are added to the drums and are mixed in the gun assembly as the mixture is sprayed through the gun.*

**Figure J-8.**

341  
342 **CAUTION: Since air circulation and ventilation is restricted**  
343 **using these techniques, execution relies on early warning;**  
344 **rapid action to complete sealing ; and dissipation of the**  
345 **vapor hazard and/or personnel evacuation.**

- 346  
347 • **Using NBC or Expedient Covers.** Keep supplies indoors if  
348 possible, but always keep them covered whether stored  
349 indoors or outdoors. Uncover supplies only long enough to  
350 retrieve needed items. When practicable, cover all equipment. When not in use, park  
351 equipment under overhead cover. See Appendix B for protective covers suitable for  
352 equipment. If insufficient covers are available for the amount of equipment/supplies to be  
353 covered, prioritize by need and availability to determine which supplies and equipment will be  
354 covered.
- 355  
356 • **Using NBC or Expedient Shelters.** Designate and prepare shelters prior to an  
357 attack/incident and routinely use them during exercises. These shelters may include approved  
358 NBC shelters from various countries or expedient measures.
- 359  
360 • **Using Multi-Level Buildings (Vertical Separation).** Chemical agents tend to be heavier  
361 than air (blood agents excluded). Prepare alternate C<sup>2</sup> and medical facilities to use floors  
362 above ground level to avoid the full impact of chemical agents. Prepare and use sealing  
363 techniques as well.

364  
365 **NOTE: These procedures are offered primarily for hard-to-protect facilities and**  
366 **unprotected HN facilities/residences. DOD agencies should strive to provide approved**  
367 **NBC collective protection at designated critical facilities.**

368  
369 Train all personnel where, when, and how to protect themselves and equipment under NBC  
370 conditions. Followup with exercises and drills to reinforce and sustain training proficiency. Post-  
371 attack actions should also be addressed during attack/incident exercises. Establish and enforce  
372 protective postures for required civilians, as well as, military forces. Establish and maintain  
373 protective equipment serviceability programs IAW specific items' technical references.

374  
375 Table J-2 is designed to assist the commander in providing protection-in-place.  
376

377

Table J-2.

PROTECTION -IN -PLACE OPTIONS		
For This Function:	Use These Items:	With This Guidance:
<b>Sealing Air Infiltration Points</b>	<ul style="list-style-type: none"> <li>• Plastic Canvas</li> <li>• Plastic Sheeting</li> <li>• NBC-Protective Cover (NBC-PC)</li> <li>• Foam-In-Place</li> <li>• Gasket forming materials (silicon, rubber gaskets, foam sealing materials)</li> </ul>	<ul style="list-style-type: none"> <li>• Place plastic around inside of windows and doors.</li> <li>• Close holes and windows with plywood; seal using items shown and duct tape.</li> <li>• Spray foam into doorways and windows, overlapping all sills and openings. Foam spray will not work well on overhead horizontal surfaces.</li> <li>• Spray foam into all air intakes and exhausts.</li> <li>• Cut and fit plastic as necessary; use duct tape to hold in place.</li> </ul> <p><b>CAUTION:</b> Turn off Heat, Ventilation, and AC systems before sealing air intakes/exhausts</p>
<b>Individual Covers</b>	<ul style="list-style-type: none"> <li>• Plastic Sheet</li> <li>• Plastic Canvas</li> <li>• NBC-PC</li> <li>• Military/Civilian Wet Weather Gear/ Rain Suits (Rubber)</li> <li>• Ponchos</li> <li>• Modular Chemically Hardened Tent (MCHT)</li> <li>• Tent Extendible Modular, Personnel (TEMPER)</li> </ul>	<ul style="list-style-type: none"> <li>• Cut plastic sheet, plastic canvas, and NBC-PC 1.5 times taller and wider than the individual using it. Use as cover to provide protection-in-place for personnel caught in the open.</li> <li>• Make rain suits/ponchos part of daily work uniform, use in conjunction with plastic sheet, plastic canvas, and NBC-PC.</li> <li>• Pre-position MCHT and TEMPER throughout fixed site, concentrate on areas with few approved shelters; but high personnel concentrations.</li> </ul>
<b>Materiel Covers</b>	<ul style="list-style-type: none"> <li>• Plastic Sheeting</li> <li>• Plastic Coated Canvas</li> <li>• NBC-PC</li> <li>• Large Area Shade Systems</li> <li>• Large Area Maintenance Shelter</li> </ul>	<ul style="list-style-type: none"> <li>• Cut and fit as necessary, use duct tape to hold in place.</li> <li>• Place covered material under shade systems or shelters for additional protection.</li> </ul>
<b>Shelters</b>	<ul style="list-style-type: none"> <li>• Container Express (CONEX)</li> <li>• Military-Owned Demountable Container (MILVAN)</li> <li>• Modular Command Post System (MCPS)</li> <li>• Modular General Purpose Tent System (MGPTS)</li> </ul>	<ul style="list-style-type: none"> <li>• Place CONEX/MILVAN at regular intervals around fixed sites. Attach plastic sheet/NBC-PC to front of CONEX/ MILVAN of sufficient size to cover the opening and to act as a liquid barrier. Attach weight (piece of wood/iron bar, etc) to bottom edge of plastic to hold in place when being used.</li> <li>• Erect MCPS/MGPTS at specified intervals (based on personnel concentrations)</li> <li>• Use these measures in conjunction with individual and materiel covers</li> </ul>
<b>Vertical Separation</b>	<ul style="list-style-type: none"> <li>• Plastic Sheeting</li> <li>• Plastic Coated Canvas</li> <li>• NBC-PC</li> </ul>	<ul style="list-style-type: none"> <li>• Move operations to upper floor/levels.</li> <li>• Block entranceways with multiply opening sheets of plastic. Place a plastic sheet at foot of stairs, another part way up the stairs a third at the top of the stairs, etc.</li> </ul>
<p><b>CAUTION: The duration of protection using these measures is not quantified and is provided for emergency situations only. This table does not preclude using other expedient measures afforded by available materials and common sense.</b></p>		

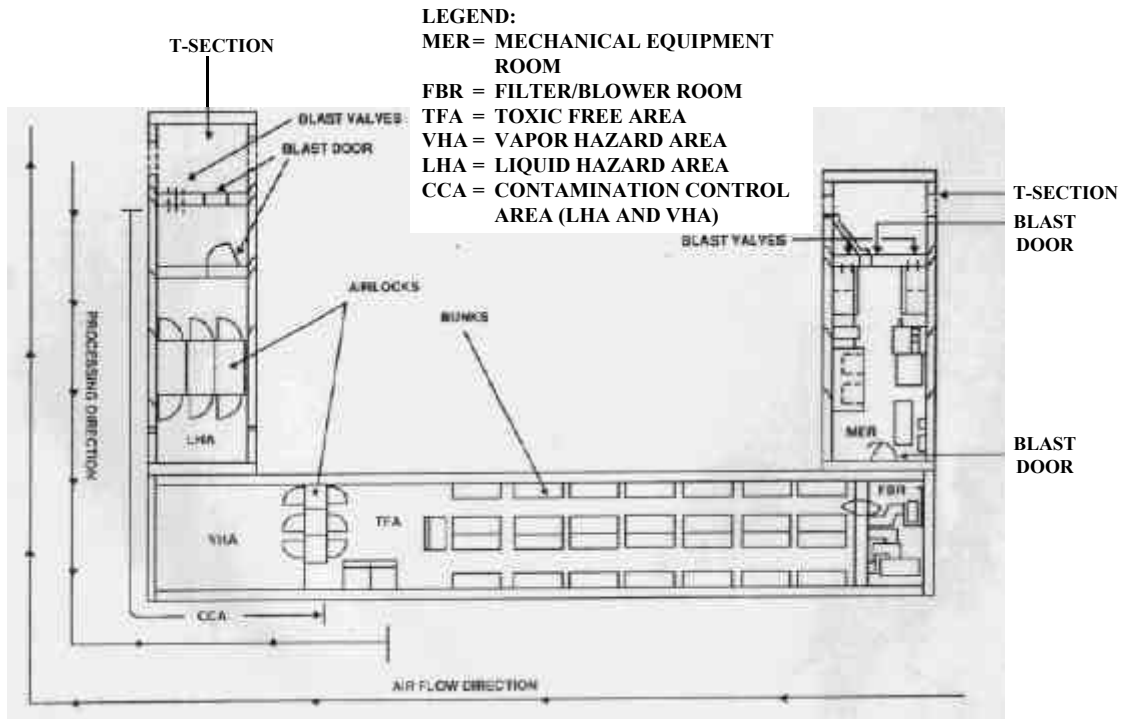
378

379

380

**Collective Protection Examples**

381 The following figures provide graphic examples of various forms/modifications for collective  
 382 protection. Figure J-9 depicts the SPCS, and although intended as a permanent shelter, several  
 383 were moved from Germany during recent DOD realignments. Figure J-10 shows the Chemical  
 384 Biological Protective Shelter (CBPS) used for medical support in an NBC environment.



**NOTE:** This typical Survivable Collective Protection System-2 (SCPS-2) is easily turned into a Command and Control (C2) Center by removing the bunks and installing equipment necessary for C<sup>2</sup> operations (e.g., desks, chairs, maps, communication equipment).

**Figure J-9. Survivable Collective Protection System (SCPS)**

385  
386



**Figure J-10. Chemical Biological Protective Shelter (CBPS)**

# GLOSSARY

---

## PART I: ABBREVIATIONS AND ACRONYMS

1		
2		
3	AADC	area air defense commander
4	ACA	airspace control authority
5	ACADA	automatic chemical agent detector alarm
6	ACAMS	automatic chemical agent monitoring system
7	ACE	Allied Command Europe
8	ACR	armored cavalry regiment
9	ADA	air defense artillery
10	ADC	area damage control
11	AEL	airborne exposure limit
12	AI	area of interest
13	ALARA	as low as reasonably achievable
14	ALSS	naval advanced logistic support site
15	AMC	Army Materiel Command
16	AO	area of operations
17	AOR	area of responsibility
18	APOD	airport of debarkation
19	ASG	area support group
20	AT	antiterrorism
21	ATP	Allied Training Publication
22	AUTL	Army universal task list
23	BCOC	base cluster operations center
24	BDO	battle dress overgarment
25	BDOC	base defense operations center
26	BDZ	base defense zone
27	BIDS	biological integrated detection system
28	Bio	biological
29	BVO	black vinyl overboot
30	C <sup>2</sup>	command and control
31	C <sup>4</sup> I	command, control, communications, computers, and intelligence
32	CA	civil affairs
33	CACC	cargo aircraft contamination control
34	CAIRA	chemical accident and incident response and assistance
35	CAM	chemical agent monitor
36	Cat	category
37	CANA	convulsant antidote nerve agent
38	CAS	close air support
39	CATF	commander, amphibious task force
40	CB	chemical-biological
41	CBIRF	chemical biological incident response force
42	CBPS	chemical-biological protective shelter
43	CCA	contamination control area
44	CCD	camouflage, concealment, and deception
45	CCIR	commander's critical information requirements
46	CCT	contamination control teams
47	CD	civil defense
48	CDE	chemical defense equipment
49	CDM	chemical downwind message
50	CDR	commander
51	cGy	centigray (radiation measurement)
52	CI	counterintelligence
53	CINC	commander of a combatant command; commander in chief
54	CJCS	Chairman of the Joint Chiefs of Staff
55	CJCSM	Chairman of the Joint Chiefs of Staff Manual
56	CJTF	commander, joint task force

## Glossary

---

57	CLF	commander, landing forces
58	COA	course(s) of action
59	COE	Corps of Engineers
60	COM	chief of mission (US Ambassador to host nation)
61	COMMZ	communication zone
62	CONEX	container express
63	CONUS	continental United States (contiguous United States)
64	CP	command post
65	CPE	chemical protective ensemble
66	CPCA	contaminated payload control area
67	CPU	chemical protective undergarment
68	CS	combat support
69	CSS	combat service support
70	CSCC	coastal sea control commander
71	CTA	common table of allowances
72	CVC	combat vehicle crewman
73	DAAMS	depot area air monitoring system
74	DED	detailed equipment decontamination
75	DERP	disposable eye respiratory protection
76	DOD	Department of Defense
77	DOS	Department of State
78	DOT	Department of Transportation
79	DPST	disaster preparedness support teams
80	DS	direct support
81	DTG	date-time group
82	DU	depleted uranium
83	DZ	drop zone
84	EAP	emergency action plan
85	EAUIB	enhanced aircrew uniform integrated battlefield
86	EDM	effective downwind message
87	EDSS	equipment deployment storage system
88	EO	Executive Order
89	EOD	explosive ordnance disposal
90	EMP	electromagnetic pulse
91	EPA	Environmental Protection Agency
92	EPW	enemy prisoner of war
93	ERDEC	Edgewood Research, Development, and Engineering Center
94	ERT	emergency response teams
95	EW	electronic warfare
96	FM	field manual
97	FMFM	Fleet Marine Force Manual
98	FOX	NBC Reconnaissance System (NBCRS)
99	FRAGO	fragmentary order
100	FSCC	fire support coordination center
101	FSE	fire support element
102	FSO	fire support officer
103	G1	Army or Marine Corps component manpower or personnel staff officer
104		(Army division or higher staff, Marine Corps brigade or higher staff)
105	G2	Army or Marine Corps component intelligence staff officer (Army division
106		or higher staff, Marine Corps brigade or higher staff)
107	G3	Army or Marine Corps component operations staff officer (Army division
108		or higher staff, Marine Corps brigade or higher staff)
109	G4	Army or Marine Corps component logistics staff officer (Army division or
110		higher staff, Marine Corps brigade or higher staff)
111	G5	Army or Marine Corps component civil affairs staff officer (Army division
112		or higher staff, Marine Corps brigade or higher staff)

---

113	G6	Army or Marine Corps component communications staff officer (Army division or higher staff, Marine Corps brigade or higher staff)
114		
115	GB	Nerve Agent GB
116	GPM	gallons per minute
117	GS	General Support
118	GVO	green vinyl overboot
119	GZ	ground zero
120	HAZMAT	hazardous materials
121	HDC	harbor defense commander
122	HMMWV	high mobility multipurpose wheel vehicle
123	HN	host nation
124	HNS	host-nation support
125	HSS	health service support
126	HTH	high test hypochlorite
127	HUMINT	human intelligence
128	HVAC	heating, ventilating and air condition system
129	ICAM	improved chemical agent monitor
130	ICBG	improved chemical-biological protective gloves
131	ICPE	individual chemical protective equipment
132	ID	identification
133	IFF	identification, friend or foe
134	IMINT	imagery intelligence
135	IPB	intelligence preparation of the battlespace
136	IPE	individual protective equipment
137	IR	infrared
138	ISB	intermediate staging base
139	ISO	International Standards Organization
140	ISU	International Standards Unit
141	J-1	Manpower or Personnel Directorate of a joint staff
142	J-2	Intelligence Directorate of a joint staff
143	J-3	Operations Directorate of a joint staff
144	J-4	Logistics Directorate of a joint staff
145	J-5	Plans Directorate of a joint staff
146	J-6	C <sup>4</sup> Directorate of a joint staff
147	JBPDS	joint biological point detection system
148	JFACC	joint force air component commander
149	JFC	joint force commander
150	JIB	Joint Information Bureau
151	JIC	Joint Intelligence Center
152	JIPB	joint intelligence preparation of the battlespace
153	JISE	joint intelligence support element
154	JLOTS	joint logistics over-the-shore
155	JMC	joint movement center
156	JOA	joint operations area
157	JOPES	Joint Operation Planning and Execution System
158	JP	Joint Publication
159	JRA	joint rear area
160	JRAC	joint rear area coordinator
161	JRTOC	joint rear tactical operations center
162	JSLIST	joint service lightweight integrated suit
163	JTF	joint task force
164	JTOC	joint tactical operations center
165	KMPH	kilometers per hour
166	LCBPG	lightweight chemical biological protective garment
167	LDR	leader
168	LDS	lightweight decontamination system

## Glossary

---

169	LFA	liquid free area
170	LLR	low level radiation
171	LNO	liaison officer
172	LOC	lines of communication
173	LOTS	logistics over-the-shore
174	LP	listening post
175	LZ	landing zone
176	LOC	lines of communications, logistics operations center
177	LRBSDS	long range biological standoff detection system
178	MCHT	modular chemically hardened tent
179	MCWP	Marine Corps Warfighting Publication
180	MDMP	military decision making process
181	MDS	modular decontamination system
182	MEF	Marine expeditionary force
183	METL	mission essential task list
184	METT-T	mission, enemy, terrain and weather, troops and support available, time available
185		
186	METT-TC	mission, enemy, terrain and weather, troops and support available, time available, and civilian considerations
187		
188	MHE	materiel handling equipment
189	MILVAN	military-owned demountable container
190	MINICAMS	miniature continuous air monitor
191	MOOTW	military operations other than war
192	MOPP	mission oriented protective posture
193	MOU	memorandum of understanding
194	MP	military police
195	MSR	main supply route
196	mSv	milli Sieverts (radiation measurement)
197	MULO	multipurpose overboot
198	NAAK	nerve agent antidote kit
199	NAI	named area of interest
200	NAIRA	nuclear accident and incident response and assistance
201	NAPP	nerve agent pyridostigmine pre-treatment
202	NATO	North Atlantic Treaty Organization
203	NBC	nuclear, biological, and chemical
204	NBCE	NBC element
205	NBC-PC	NBC Protective Covers
206	NBCRS	NBC Reconnaissance System (FOX)
207	NBCRSE	NBC Retrograde Support Element
208	NBCWRS	NBC Warning and Reporting System
209	NCA	National Command Authorities
210	NCC	naval component commander
211	NCW	naval coastal warfare
212	NCWC	naval coastal warfare commander
213	NEO	noncombatant evacuation operation
214	NIOSH	National Institute of Occupational Safety and Health
215	OCONUS	outside continental United States (outside contiguous United States)
216	OEG	operational exposure guidance
217	O/O	on order
218	OP	observation post
219	OPCON	operational control
220	OPLAN	operation plan
221	OPORD	operation order
222	OPSEC	operations security
223	OPTEMPO	operational tempo
224	PA	public affairs



225	PIR	priority intelligence requirements
226	PLT	platoon
227	POD	port of debarkation
228	POE	port of embarkation
229	POL	petroleum, oil, lubricants
230	POMCUS	positioning of material configured to unit sets
231	PPW	patient protective wraps
232	PSHDGRU	port security and harbor defense group
233	PSU	port security unit
234	PSYOP	psychological operations
235	R&S	reconnaissance and surveillance
236	RAD	radiation absorbed dose
237	RAOC	rear area operations center
238	RCA	riot control agents
239	RES	radiation exposure status
240	ROE	rules of engagement
241	RO/RO	roll-on/roll-off
242	ROTA	release other than attack
243	RSOI	reception, staging, onward movement, and integration
244	RSTA	reconnaissance, surveillance, and target acquisition
245	RTAP	real-time analytical platform
246	RTM	real-time monitor
247	RTOC	rear area tactical operations center
248	RV	radius of vulnerability
249	S1	battalion or brigade manpower or personnel staff officer (Army; Marine Corps battalion or regiment)
250		
251	S2	battalion or brigade intelligence staff officer (Army; Marine Corps battalion or regiment)
252		
253	S3	battalion or brigade operations staff officer (Army; Marine Corps battalion or regiment)
254		
255	S-4	battalion or brigade logistics staff officer (Army; Marine Corps battalion or regiment)
256		
257	SAT	site assessment team
258	SCALP	suit contamination avoidance liquid protective
259	SCBA	self contained breathing apparatus
260	SCPE	simplified collective protection equipment (NBC)
261	SCPS-2	survival chemical protection system-2
262	SG	smoke generator
263	SME	subject matter expert
264	SMT	shelter management teams
265	SOFA	status-of-forces agreement
266	SOI	signal operating instructions
267	SOP	standing operating procedure
268	SPOD	seaport of debarkation
269	SPOE	seaport of embarkation
270	SRD	secret restricted data
271	STANAG	standardization agreement
272	STB	super tropical bleach
273	TA	theater army
274	TAACOM	Theater Army Area Command
275	TACON	tactical control
276	TAP	toxicological agent protective
277	TBP	to be published
278	TC	training circular
279	TCF	tactical combat force
280	TCP	traffic control points

## Glossary

---

281		
282	TFA	toxic free area
283	TGD	thickened nerve agent GD
284	THREATCON	terrorist threat condition
285	TIC	toxic industrial chemicals
286	TIH	toxic industrial hazard
287	TIM	toxic industrial material
288	TM	theater missile; technical manual
289	TMD	theater missile defense
290	TPFDD	time-phased force deployment data
291	TPFDL	time-phased force deployment list
292	TRANSCOM	Transportation Command
293	TREE	transient radiation effect on electronics
294	TSC	Theater Support Command
295	TTP	tactics, techniques, and procedures
296	TWA	time-weighted average
297	UJTL	universal joint task list
298	UN	United Nations
299	UNAAF	Unified Action Armed Forces
300	US	United States
301	USA	US Army
302	USAF	US Air Force
303	USCENTCOM	US Central Command
304	USDA	US Department of Agriculture
305	USMC	US Marine Corps
306	USN	US Navy
307	UTL	universal task list
308	UTM	universal transverse mercator
309	VPFRU	vapor protective flame resistant undergarment
310	WMD	weapons of mass destruction

311

## PART II: TERMS AND DEFINITIONS

312

313

314 **antiterrorism.** Defensive measures used to reduce the vulnerability of individuals and property to  
315 terrorist acts, to include limited response and containment by local military forces. Also called AT.  
316 (JP 1-02)

317

318 **area air defense commander.** Within a unified command, subordinate unified command, or joint  
319 task force, the commander will assign overall responsibility for air defense to a single commander.  
320 Normally, this will be the component commander with the preponderance of air defense capability  
321 and the command, control, and communications capability to plan and execute integrated air  
322 defense operations. Representation from the other components involved will be provided, as  
323 appropriate, to the area air defense commander's headquarters. Also called AADC. (JP 1-02)

324

325 **area command.** A command that is composed of those organized elements of one or more of  
326 the armed services, designated to operate in a specific geographical area, which are placed under  
327 a single commander. (JP 1-02)

328

329 **area damage control.** Measures taken before, during or after hostile action or natural or  
330 manmade disasters, to reduce the probability of damage and minimize its effects. (JP 1-02)

331

332 **area of operations.** An operational area defined by the joint force commander for land and naval  
333 forces. Areas of operation do not typically encompass the entire operational area of the joint force  
334 commander, but should be large enough for component commanders to accomplish their  
335 missions and protect their forces. (JP 1-02)

336

337 **area of responsibility.** 1. The geographical area associated with a combatant command within  
338 which a combatant commander has authority to plan and conduct operations. 2. In naval usage,  
339 a predefined area of enemy terrain for which supporting ships are responsible for covering by fire  
340 on known targets or targets of opportunity and by observation. Also called AOR. (JP 1-02)

341  
342 **base.** 1. A locality from which operations are projected or supported. 2. An area or locality  
343 containing installations which provide logistic or other support. 3. Home airfield or home carrier.  
344 (JP 1-02)

345  
346 **base cluster.** In base defense operations, a collection of bases, geographically grouped for  
347 mutual protection and ease of command and control. (JP 1-02)

348  
349 **base cluster commander.** In base defense operations, the senior officer in the base cluster  
350 (excluding medical officers, chaplains, and commanders of transient units), with responsibility for  
351 coordinating the defense of bases within the base cluster, and for integrating base defense plans  
352 of bases into a base cluster defense plan. (JP 1-02)

353  
354 **base cluster operations center.** A command and control facility that serves as the base cluster  
355 commander's focal point for defense and security of the base cluster. (JP 1-02)

356  
357 **base commander.** In base defense operations, the officer assigned to command a base. (JP 1-  
358 02)

359  
360 **base defense.** The local military measures, both normal and emergency, required to nullify or  
361 reduce the effectiveness of enemy attacks on, or sabotage of, a base, to ensure that the  
362 maximum capacity of its facilities is available to US forces. (JP 1-02)

363  
364 **base defense forces.** Troops assigned or attached to a base for the primary purpose of base  
365 defense and security, and augmentees and selectively armed personnel available to the base for  
366 base defense from units performing primary missions other than base defense. (JP 1-02)

367  
368 **base defense operations center.** A command and control facility established by the base  
369 commander to serve as the focal point for base security and defense. It plans, directs, integrates,  
370 coordinates, and controls all base defense efforts and coordinates and integrates into area  
371 security operations with the rear area operations center/rear tactical operations center. (JP 1-02)

372  
373 **base defense zone.** An air defense zone established around an air base and limited to the  
374 engagement envelope of short-range air defense weapons systems defending that base. Base  
375 defense zones have specific entry, exit, and identification, friend or foe procedures established.  
376 Also called BDZ. (JP 1-02)

377  
378 **biological agent.** A microorganism that causes disease in man, plants, or animals, or  
379 deterioration of materiel. (JP 1-02)

380  
381 **centers of gravity.** Those characteristics, capabilities, or localities from which a military force  
382 derives its freedom of action, physical strength, or will to fight. (JP 1-02)

383  
384 **civil affairs.** The activities of a commander that establish, maintain, influence, or exploit relations  
385 between military forces and civil authorities, both governmental and nongovernmental, and the  
386 civilian populace in a friendly, neutral, or hostile area of operations in order to facilitate military  
387 operations and consolidate operational objectives. Civil affairs may include performance by  
388 military forces of activities and functions normally the responsibility of local government. These  
389 activities may occur prior to, during, or subsequent to other military actions. They may also occur,  
390 if directed, in the absence of other military operations. (JP 1-02)

391

## Glossary

---

392 **civil-military operations.** Group of planned activities in support of military operations that  
393 enhance the relationship between the military forces and civilian authorities and population and  
394 which promote the development of favorable emotions, attitudes, or behavior in neutral, friendly,  
395 or hostile groups. (JP 1-02)  
396

397 **coastal sea control.** The employment of forces to ensure the unimpeded use of an offshore  
398 coastal area by friendly forces and, as appropriate, to deny the use of the area to enemy forces.  
399 (JP 1-02)  
400

401 **collective nuclear, biological, and chemical protection.** Protection provided to a group of  
402 individuals in a nuclear, biological, and chemical environment which permits relaxation of  
403 individual nuclear, biological, and chemical protection. (JP 1-02) (Also referred to as collective  
404 protection)  
405

406 **combatant commander.** A commander in chief of one of the unified or specified combatant  
407 commands established by the President. (JP 1-02)  
408

409 **combat service support.** The essential capabilities, functions, activities, and tasks necessary to  
410 sustain all elements of operating forces in theater at all levels of war. Within the national and  
411 theater logistic systems, it includes but is not limited to that support rendered by service forces in  
412 ensuring the aspects of supply, maintenance, transportation, health services, and other services  
413 required by aviation and ground combat troops to permit those units to accomplish their missions  
414 in combat. Combat service support encompasses those activities at all levels of war that produce  
415 sustainment to all operating forces on the battlefield. (JP 1-02)  
416

417 **combat support elements.** Those elements whose primary missions are to provide combat  
418 support to the combat forces and which are a part, or prepared to become a part, of a theater,  
419 command, or task force formed for combat operations. (JP 1-02)  
420

421 **command and control.** The exercise of authority and direction by a properly designated  
422 commander over assigned and attached forces in the accomplishment of the mission. Command  
423 and control functions are performed through an arrangement of personnel, equipment,  
424 communications, facilities, and procedures employed by a commander in planning, directing,  
425 coordinating and controlling forces and operations in the accomplishment of the mission. (JP 1-  
426 02)  
427

428 **communications zone.** Rear part of theater of operations (behind but contiguous to the combat  
429 zone) which contains the lines of communications, establishments for supply and evacuation, and  
430 other agencies required for the immediate support and maintenance of the field forces. (JP 1-02)  
431

432 **complete decontamination.** The process of reducing the level of the contamination hazard of a  
433 surface so that it will pose no threat of transfer. (FM 3-4-1/MCWP 3-37.5)  
434

435 **concept of logistic support.** A verbal or graphic statement, in broad outline, of how a  
436 commander intends to support and integrate with a concept of operations in an operation or  
437 campaign. (JP 1-02)  
438

439 **contaminate.** To introduce an impurity; for instance, a foreign microorganism placed in a culture  
440 or environment. Clothing containing microorganisms is said to be contaminated. (FM 3-4-  
441 1/MCWP 3-37.5)  
442

443 **contamination.** 1. The deposit and/or absorption of radioactive material or biological or  
444 chemical agents on and by structures, areas, personnel, or objects. 2. Food and/or water made  
445 unfit for consumption by humans or animals because of the presence of environmental chemicals,  
446 radioactive elements, bacteria, or organisms. 3. The by-product of the growth of bacteria or

447 organisms in decomposing material (including food substances) or waste in food or water. (JP 1-  
448 02)

449

450 **coordinating authority.** A commander or individual assigned responsibility for coordinating  
451 specific functions or activities involving forces of two or more Military Departments or two or more  
452 forces of the same Service. The commander or individual has the authority to require consultation  
453 between the agencies involved, but does not have the authority to compel agreement. In the  
454 event that essential agreement cannot be obtained, the matter shall be referred to the appointing  
455 authority. Coordinating authority is a consultation relationship, not an authority through which  
456 command may be exercised. Coordinating authority is more applicable to planning and similar  
457 activities than to operations. (JP 1-02)

458

459 **counterintelligence.** Information gathered and activities conducted to protect against espionage,  
460 other intelligence activities, sabotage, or assassinations conducted by or on behalf of foreign  
461 governments or elements thereof, foreign organizations, or foreign persons, or international  
462 terrorist activities. Also called CI. (JP 1-02)

463

464 **deception.** Those measures designed to mislead the enemy by manipulation, distortion, or  
465 falsification of evidence to induce him to react in a manner prejudicial to his interests. (JP 1-02)

466

467 **decontaminant.** Any substance used to break down, neutralize, or remove a chemical,  
468 biological, or radioactive material posing a threat to equipment or personnel. (FM 3-100/MCWP 3-  
469 37.1)

470

471 **decontamination.** The process of making any person, object, or area safe by absorbing,  
472 destroying, neutralizing, making harmless, or removing, chemical or biological agents, or by  
473 removing radioactive material clinging to or around it. (JP 1-02)

474

475 **effective US control.** Merchant ships, majority owned by US citizens or corporations that are  
476 operated under Liberian, Panamanian, Honduran, Bahamian, and Marshall Islands registries.  
477 These ships are considered requisitionable assets available to the US Government in time of  
478 national emergency and therefore under the effective control of the US Government. (JP 1-02)

479

480 **electromagnetic pulse.** The electromagnetic radiation from a nuclear explosion caused by  
481 Compton-recoil electrons and photoelectrons from photons scattered in the materials of the  
482 nuclear device or in a surrounding medium. The resulting electric and magnetic fields may couple  
483 with electrical/electronic systems to produce damaging current and voltage surges. May also be  
484 caused by nonnuclear means. Also called EMP. (JP 1-02)

485

486 **essential elements of information.** The critical items of information regarding the enemy and  
487 the environment needed by the commander by a particular time to relate with other available  
488 information and intelligence in order to assist in reaching a logical decision. Also called EEI. (JP  
489 1-02)

490

491 **evacuation.** 1. The process of moving any person who is wounded, injured, or ill to and/or  
492 between medical treatment facilities. 2. The clearance of personnel, animals, or materiel from a  
493 given locality. 3. The controlled process of collecting, classifying, and shipping unserviceable or  
494 abandoned materiel, United States and foreign, to appropriate reclamation, maintenance,  
495 technical intelligence, or disposal facilities. (JP 1-02)

496

497 **fixed site.** Developed real estate (facilities and supporting equipment) required to accomplish an  
498 operational mission. For example: C<sup>4</sup>I, SPOD, APOD, POMCUS sites, ammunition storage  
499 points/depots, hospitals, supply depots, maintenance sites, bridges, etc. Fixed sites can be  
500 further categorized as permanently or operationally fixed. (Proposed in JP 3-11 revision and FM 3-  
501 4-1/MCWP 3-37.5)

## Glossary

---

502  
503 **frustrated cargo.** Any shipment of supplies and/or equipment which while en route to destination  
504 is stopped prior to receipt and for which further disposition instructions must be obtained. (JP 1-  
505 02)  
506  
507 **host nation.** A nation which receives the forces and/or supplies of allied nations and/or NATO  
508 organizations to be located on, or to operate in, or to transit through its territory. (JP 1-02)  
509  
510 **host-nation support.** Civil and/or military assistance rendered by a nation to foreign forces  
511 within its territory during peacetime, crises or emergencies, or war based on agreements mutually  
512 concluded between nations. (JP 1-02)  
513  
514 **joint base.** For purposes of base defense operations, a joint base is a locality from which  
515 operations of two or more of the Military Departments are projected or supported and which is  
516 manned by significant elements of two or more Military Departments or in which significant  
517 elements of two or more Military Departments are located. (JP 1-02)  
518  
519 **joint rear area.** A specific land area within a joint force commander's operational area  
520 designated to facilitate protection and operation of installations and forces supporting the joint  
521 force. (JP 1-02)  
522  
523 **joint rear area coordinator.** The officer with responsibility for coordinating the overall security of  
524 the joint rear area in accordance with joint force commander directives and priorities in order to  
525 assist in providing a secure environment to facilitate sustainment, host nation support,  
526 infrastructure development, and movements of the joint force. The joint rear area coordinator also  
527 coordinates intelligence support and ensures that area management is practiced with due  
528 consideration for security requirements. Also called JRAC. (JP 1-02)  
529  
530 **joint rear area operations.** Those operations in the joint rear area that facilitate protection or  
531 support of the joint force. (Approved for inclusion in the next edition of JP 1-02.)  
532  
533 **joint rear tactical operations center.** A joint operations cell tailored to assist the joint rear area  
534 coordinator in meeting mission responsibilities. Also called JRTOC. (JP 1-02)  
535  
536 **joint force commander.** A general term applied to a combatant commander, subunified  
537 commander, or joint task force commander authorized to exercise combatant command  
538 (command authority) or operational control over a joint force. Also called JFC. (JP 1-02)  
539  
540 **joint logistics.** The art and science of planning and carrying out, by a joint force commander and  
541 staff, logistic operations to support the protection, movement, maneuver, firepower, and  
542 sustainment of operating forces of two or more Military Departments of the same nation. (JP 1-  
543 02.)  
544  
545 **joint movement center.** The center established to coordinate the employment of all means of  
546 transportation (including that provided by allies or host nations) to support the concept of  
547 operations. This coordination is accomplished through establishment of transportation policies  
548 within the assigned area of responsibility, consistent with relative urgency of need, port and  
549 terminal capabilities, transportation asset availability, and priorities set by a joint force  
550 commander. (JP 1-02)  
551  
552 **lines of communications.** All the routes, land, water, and air, which connect an operating  
553 military force with a base of operations and along which supplies and military forces move. Also  
554 called LOC. (JP 1-02)  
555

556 **logistics.** The science of planning and carrying out the movement and maintenance of forces. In  
557 its most comprehensive sense, those aspects of military operations which deal with: a. design  
558 and development, acquisition, storage, movement, distribution, maintenance, evacuation, and  
559 disposition of materiel; b. movement, evacuation, and hospitalization of personnel; c. acquisition  
560 or construction, maintenance, operation, and disposition of facilities; d. acquisition or furnishing of  
561 services. (JP 1-02)

562  
563 **logistics-over-the-shore operations.** The loading and unloading of ships without the benefit of  
564 fixed port facilities, in friendly or nondefended territory, and, in time of war, during phases of  
565 theater development in which there is no opposition by the enemy. (JP 1-02)

566  
567 **military capability.** The ability to achieve a specified wartime objective (win a war or battle,  
568 destroy a target set). It includes four major components: force structure, modernization,  
569 readiness, and sustainability. a. force structure—Numbers, size, and composition of the units  
570 that comprise our Defense forces; e.g., divisions, ships, airwings. b. modernization—Technical  
571 sophistication of forces, units, weapon systems, and equipment. c. unit readiness—The ability to  
572 provide capabilities required by the combatant commanders to execute their assigned missions.  
573 This is derived from the ability of each unit to deliver the outputs for which it was designed. d.  
574 sustainability—The ability to maintain the necessary level and duration of operational activity to  
575 achieve military objectives. Sustainability is a function of providing for and maintaining those  
576 levels of ready forces, materiel, and consumables necessary to support military effort. (JP 1-02)

577  
578 **MOPP.** mission-oriented protective posture; a flexible system for protection against a chemical or  
579 biological attack devised to maximize the unit's ability to accomplish its mission in a toxic  
580 environment. This posture permits maximum protection from chemical or biological attack without  
581 unacceptable reduction in efficiency,. (FM 101-5-1/MCRP 5-2A)

582  
583 **MOPP gear.** Protective clothing and equipment worn appropriate to the threat, work rate imposed  
584 by the mission, temperature, and humidity. (FM 3-3/FMFM 11-17)

585  
586 **movement control.** 1. The planning, routing, scheduling, and control of personnel and cargo  
587 movements over lines of communications. 2. An organization responsible for the planning,  
588 routing, scheduling, and control of personnel and cargo movements over lines of communications.  
589 Also called movement control center. (JP 1-02)

590  
591 **naval advanced logistic support site.** An overseas location used as the primary transshipment  
592 point in the theater of operations for logistic support. A naval advanced logistic support site  
593 possesses full capabilities for storage, consolidation, and transfer of supplies and for support of  
594 forward-deployed units (including replacement units) during major contingency and wartime  
595 periods. Naval advanced logistic support sites, with port and airfield facilities in close proximity,  
596 are located within the theater of operations but not near the main battle areas, and must possess  
597 the throughput capacity required to accommodate incoming and outgoing intertheater airlift and  
598 sealift. When fully activated, the naval advanced logistic support sites should consist of facilities  
599 and services provided by the host nation, augmented by support personnel located in the theater  
600 of operations, or both. Also called ALSS. See also naval forward logistic site. (JP 1-02)

601  
602 **naval coastal warfare.** Coastal sea control, harbor defense, and port security, executed both in  
603 coastal areas outside the United States in support of national policy and in the United States as  
604 part of this Nation's defense. Also called NCW. (JP 1-02)

605  
606 **naval coastal warfare area.** An assigned geographic area of operations which includes offshore  
607 waters, harbor approaches, harbors, ports, waterfront facilities, and those internal waters and  
608 rivers which provide access to port facilities. (Approved for inclusion in the next edition of JP 1-  
609 02)

610

## Glossary

---

611 **naval coastal warfare commander.** An officer designated to conduct naval coastal warfare  
612 missions within a designated naval coastal geographic area. Also called NCWC. (JP 1-02)

613

614 **naval forward logistic site.** An overseas location, with port and airfield facilities nearby, which  
615 provides logistics support to naval forces within the theater of operations during major contingency  
616 and wartime periods. Naval forward logistic sites may be located in close proximity to main battle  
617 areas to permit forward staging of services, throughput of high priority cargo, advanced  
618 maintenance, and battle damage repair. Naval forward logistic sites are linked to in-theater naval  
619 advanced logistics support sites (ALSSs) by intratheater airlift and sealift, but may also serve as  
620 transshipment points for intertheater movement of high-priority cargo into areas of direct combat.  
621 In providing fleet logistic support, naval forward logistic site capabilities may range from very  
622 austere to near those of a naval advanced logistic support site. Also called FLS. See also naval  
623 advanced logistic support site. (JP 1-02)

624

625 **nongovernmental organizations.** Transnational organizations of private citizens that maintain a  
626 consultative status with the Economic and Social Council of the United Nations. Nongovernmental  
627 organizations may be professional associations, foundations, multinational  
628 businesses, or simply groups with a common interest in humanitarian assistance activities  
629 (development and relief). "Nongovernmental organizations" is a term normally used by non-  
630 United States organizations. Also called NGO. (JP 1-02)

631

632 **operational control.** Transferable command authority that may be exercised by commanders at  
633 any echelon at or below the level of combatant command. Operational control is inherent in  
634 combatant command (command authority). Operational control may be delegated and is the  
635 authority to perform those functions of command over subordinate forces involving organizing and  
636 employing commands and forces, assigning tasks, designating objectives, and giving authoritative  
637 direction necessary to accomplish the mission. Operational control includes authoritative direction  
638 over all aspects of military operations and joint training necessary to accomplish missions  
639 assigned to the command. Operational control should be exercised through the commanders of  
640 subordinate organizations. Normally this authority is exercised through subordinate joint force  
641 commanders and Service and/or functional component commanders. Operational control  
642 normally provides full authority to organize commands and forces and to employ those forces as  
643 the commander in operational control considers necessary to accomplish assigned missions.  
644 Operational control does not, in and of itself, include authoritative direction for logistics or matters  
645 of administration, discipline, internal organization, or unit training. Also called OPCON. (JP 1-02)

646

647 **operational environment.** A composite of the conditions, circumstances, and influences which  
648 affect the employment of military forces and bear on the decisions of the unit commander. Some  
649 examples are: a. permissive environment--operational environment in which host country military  
650 and law enforcement agencies have control and the intent and capability to assist operations that  
651 a unit intends to conduct. b. uncertain environment--operational environment in which host  
652 government forces, whether opposed to or receptive to operations that a unit intends to conduct,  
653 do not have totally effective control of the territory and population in the intended area of  
654 operations. c. hostile environment--operational environment in which hostile forces have control  
655 and the intent and capability to effectively oppose or react to the operations a unit intends to  
656 conduct. (JP 1-02)

657

658 **operationally fixed sites.** Facilities transportable or mobile, but due to ongoing operational  
659 constraints, they are not moved. Examples include the movement of field hospitals or critical  
660 communications nodes just prior to commencing offensive operations. (FM 3-4-1/MCWP 3-37.5)

661

662 **permanently fixed sites.** Facilities than can not move. These include pre-existing facilities such  
663 as ports, airfields, railheads, and hospitals. If war or conflict comes to these facilities, they may be  
664 abandoned, but not moved. Additionally, if WMD make these facilities unusable, they are  
665 abandoned at least until transition to post-conflict operations. (FM 3-4-1/MCWP 3-37.5)

666



667 **port.** A place at which ships may discharge or receive their cargoes. It includes any port  
668 accessible to ships on the seacoast, navigable rivers or inland waterways. The term “ports”  
669 should not be used in conjunction with air facilities which are designated as aerial ports, airports,  
670 etc. (JP 1-02)

671

672 **port security.** The safeguarding of vessels, harbors, ports, waterfront facilities and cargo from  
673 internal threats such as: destruction, loss, or injury from sabotage or other subversive acts;  
674 accidents; thefts; or other causes of similar nature. (JP 1-02)

675

676 **private voluntary organizations.** Private, nonprofit humanitarian assistance organizations  
677 involved in development and relief activities. Private voluntary organizations are normally United  
678 States-based. “Private voluntary organization” is often used synonymously with the term  
679 “nongovernmental organizations.” Also called PVO. (JP 1-02)

680

681 **psychological operations.** Planned operations to convey selected information and indicators to  
682 foreign audiences to influence their emotions, motives, objective reasoning, and ultimately the  
683 behavior of foreign governments, organizations, groups, and individuals. The purpose of  
684 psychological operations is to induce or reinforce foreign attitudes and behavior favorable to the  
685 originator’s objectives. Also called PSYOP. (JP 1-02)

686

687 **rear area.** For any particular command, the area extending forward from its rear boundary to the  
688 rear of the area assigned to the next lower level of command. This area is provided primarily for  
689 the performance of support functions. (Approved for inclusion in the next edition of JP 1-02.)

690

691 **rear area operations center/rear tactical operations center.** A command and control facility  
692 that serves as an area/sub-area commander’s planning, coordinating, monitoring, advising, and  
693 directing agency for area security operations. (JP 1-02)

694

695 **reception.** 1. All ground arrangements connected with the delivery and disposition of air or sea  
696 drops. Includes selection and preparation of site, signals for warning and approach, facilitation of  
697 secure departure of agents, speedy collection of delivered articles, and their prompt removal to  
698 storage places having maximum security. When a group is involved, it may be called a reception  
699 committee. 2. Arrangements to welcome and provide secure quarters or transportation for  
700 defectors, escapees, evaders, or incoming agents. (JP 1-02)

701

702 **reconstitution.** Those actions that commanders plan and implement to restore units to a desired  
703 level of combat effectiveness commensurate with mission requirements and available resources.  
704 Reconstitution operations include regeneration and reorganization. (FM 101-5-1/MCRP 5-2A)

705

706 **reconstitution site.** A location selected by surviving command authority as the site at which a  
707 damaged or destroyed headquarters can be reformed from survivors of the attack and/or  
708 personnel from other sources, predesignated as replacements. (JP 1-02)

709

710 **recovery and reconstitution.)** Those actions taken by one nation prior to, during, and following  
711 an attack by an enemy nation to minimize the effects of the attack, rehabilitate the national  
712 economy, provide for the welfare of the populace, and maximize the combat potential of  
713 remaining forces and supporting activities. (JP 1-02)

714

715 **redeployment.** The transfer of a unit, an individual, or supplies deployed in one area to another  
716 area, or to another location within the area, or to the zone of interior for the purpose of further  
717 employment. (JP 1-02)

718

719 **remediation.** The act or process of remedying [correcting or counteracting].

720

## Glossary

---

- 721 **response force.** A mobile force with appropriate fire support designated, usually by the area  
722 commander, to deal with Level II threats in the rear area. (JP 1-02)  
723
- 724 **restoration.** The systematic removal of pollution or contaminants from the environment,  
725 especially from the soil or ground water, by physical, chemical, or biological means. Restoration  
726 is also known as remediation or environmental cleanup. (FM 101-5-1/MCRP 5-2A)  
727
- 728 **restoration operations.** Measures taken to return personnel and units to near-normal operating  
729 capability after NBC attack. (Joint Services Integration Group, *Joint Concept for NBC Force*  
730 *Protection*)  
731
- 732 **retrograde cargo.** Cargo evacuated from a theater of operations. (JP 1-02)  
733
- 734 **retrograde movement.** Any movement of a command to the rear, or away from the enemy. It  
735 may be forced by the enemy or may be made voluntarily. Such movements may be classified as  
736 withdrawal, retirement, or delaying action. (JP 1-02)  
737
- 738 **rules of engagement.** Directives issued by competent military authority which delineate the  
739 circumstances and limitations under which United States forces will initiate and/or continue  
740 combat engagement with other forces encountered. Also called ROE. (JP 1-02)  
741
- 742 **security.** 1. Measures taken by a military unit, an activity or installation to protect itself against all  
743 acts designed to, or which may, impair its effectiveness. 2. A condition that results from the  
744 establishment and maintenance of protective measures that ensure a state of inviolability from  
745 hostile acts or influences. 3. With respect to classified matter, it is the condition that prevents  
746 unauthorized persons from having access to official information that is safeguarded in the  
747 interests of national security. (JP 1-02)  
748
- 749 **supporting forces.** Forces stationed in, or to be deployed to, an area of operations to provide  
750 support for the execution of an operation order. Combatant command (command authority) of  
751 supporting forces is not passed to the supported commander. (JP 1-02)  
752
- 753 **status-of-forces agreement.** An agreement which defines the legal position of a visiting military  
754 force deployed in the territory of a friendly state. Agreements delineating the status of visiting  
755 military forces may be bilateral or multilateral. Provisions pertaining to the status of visiting forces  
756 may be set forth in a separate agreement, or they may form a part of a more comprehensive  
757 agreement. These provisions describe how the authorities of a visiting force may control  
758 members of that force and the amenability of the force or its members to the local law or to the  
759 authority of local officials. To the extent that agreements delineate matters affecting the relations  
760 between a military force and civilian authorities and population, they may be considered as civil  
761 affairs agreements. Also called SOFA. (JP 1-02)  
762
- 763 **subordinate command.** A command consisting of the commander and all those individuals,  
764 units, detachments, organizations, or installations that have been placed under the command by  
765 the authority establishing the subordinate command. (JP 1-02)  
766
- 767 **sustainability** See military capability. (JP 1-02)  
768
- 769 **tactical combat force.** A combat unit, with appropriate combat support and combat service  
770 support assets, that is assigned the mission of defeating Level III threats. (JP 1-02)  
771
- 772 **tactical control.** Command authority over assigned or attached forces or commands, or military  
773 capability or forces made available for tasking, that is limited to the detailed and, usually, local  
774 direction and control of movements or maneuvers necessary to accomplish missions or tasks  
775 assigned. Tactical control is inherent in operational control. Tactical control may be delegated to,

776 and exercised at any level at or below the level of combatant command. Also called TACON. (JP  
777 1-02)

778

779 **time-phased force and deployment data.** The Joint Operation Planning and Execution System  
780 data base portion of an operation plan; it contains time-phased force data, non-unit-related cargo  
781 and personnel data, and movement data for the operation plan, including: a. In-place units. b.  
782 Units to be deployed to support the operation plan with a priority indicating the desired sequence  
783 for their arrival at the port of debarkation. c. Routing of forces to be deployed. d. Movement  
784 data associated with deploying forces. e. Estimates of non-unit-related cargo and personnel  
785 movements to be conducted concurrently with the deployment of forces. f. Estimate of  
786 transportation requirements that must be fulfilled by common-user lift resources as well as those  
787 requirements that can be fulfilled by assigned or attached transportation resources. Also called  
788 TPFDD. (JP 1-02)

789

790 **time weighted average (TWA).** For the purposes of this manual TWA's are expressed as a  
791 function of airborne exposure limits (AEL) and are levels that for a normal 8-hour work day and a  
792 40-hour work week will result in no known health effects to nearly all unmasked workers exposed  
793 day-after-day. Unprotected personnel will not be intentionally exposed to chemical agent  
794 concentrations exceeding 0.0001 mg/m<sup>3</sup> (GA or GB); 0.00003 mg/m<sup>3</sup> (GD); 0.00001 mg/m<sup>3</sup> (VX);  
795 and 0.003 mg/m<sup>3</sup> (H or L) for any period of time.

796

797 **weapons of mass destruction.** In arms control usage, weapons that are capable of a high order  
798 of destruction and/or of being used in such a manner as to destroy large numbers of people. Can  
799 be nuclear, chemical, biological, and radiological weapons, but excludes the means of  
800 transporting or propelling the weapon where such means is a separable and divisible part of the  
801 weapon. (JP 1-02)



# REFERENCES

---

## SOURCES USED

### 1. Department of Defense

DOD Directive 5100.51, "Protection and Evacuation of US Citizens and Certain Designated Aliens in Danger Areas Abroad."

### 2. Joint Pubs

Joint Pub 0-2, "Unified Action Armed Forces (UNAAF)."

Joint Pub 1-01, "Joint Publication System: Joint Doctrine and Joint Tactics, Techniques, and Procedures Development Program."

Joint Pub 1-02, "DOD Dictionary of Military and Associated Terms", as amended through 12 January 1998.

Joint Pub 2-0, "Joint Doctrine for Intelligence Support to Operations."

Joint Pub 2-01.2, "Joint Doctrine and Tactics, Techniques, and Procedures for Counterintelligence Support to Operations."

Joint Pub 2-01.3, "Joint Tactics, Techniques, and Procedures for Joint Intelligence Preparation of the Battlespace (JIPB) (First Draft), 1 May 1997."

Joint Pub 3-0, "Doctrine for Joint Operations."

Joint Pub 3-02, "Joint Doctrine for Amphibious Operations."

Joint Pub 3-07, "Joint Doctrine for Military Operations Other Than War."

Joint Pub 3-07.2, "JTTP for Antiterrorism."

Joint Pub 3-07.6, "(Draft) Joint Tactics, Techniques, and Procedures for Foreign Humanitarian Assistance Operations."

Joint Pub 3-07.7, "(Draft) Joint Tactics, Techniques and Procedures for Domestic Support Operations."

Joint Pub 3-09, "Doctrine for Joint Fire Support" (In Development).

Joint Pub 3-10, "Doctrine for Joint Rear Area Operations."

Joint Pub 3-10.1, "JTTP for Base Defense."

Joint Pub 3-11, "Joint Doctrine for Nuclear, Biological, and Chemical Defense."

Joint Pub 3-13.1, "Joint Doctrine for Command and Control Warfare (C<sup>2</sup>W)."

Joint Pub 3-33, "Joint Force Capabilities" (Draft)

Joint Pub 3-52, "Doctrine for Joint Airspace Control in the Combat Zone."

Joint Pub 3-53, "Doctrine for Joint Psychological Operations."

Joint Pub 3-54, "Joint Doctrine for Operations Security."

Joint Pub 3-57, "Doctrine for Joint Civil Affairs."

Joint Pub 3-58, "Joint Doctrine for Military Deception."

Joint Pub 4-0, "Doctrine for Logistic Support of Joint Operations."

Joint Pub 4-01.3, "JTTP for Movement Control."

Joint Pub 4-02, "Doctrine for Health Service Support in Joint Operations."

Joint Pub 4-04, "Joint Doctrine for Civil Engineering Support."

Joint Pub 6-0, "Doctrine for C<sup>4</sup> Systems Support to Joint Operations."

### 3. Multi-Service Pubs

FM 3-3/FMFM 11-17, "Chemical and Biological Contamination Avoidance."

FM 3-3-1/FMFM 11-8, Nuclear Contamination Avoidance

FM 3-4/FMFM 11-9, "NBC Protection"

FM 3-5/FMFM 11-10, "NBC Decontamination."

FM 3-6/FMFM 7-11-H/AFM 105-7, "Field Behavior of NBC Agents (Including Smoke and Incendiaries)."

FM 3-9/NAVFAC P-467/AFR 355-7, "Potential Military Chemical/Biological Agents and Compounds."

## References

---

- 55 FM 8-9/NAVMED P-5059/AFJMAN 44-51, "NATO Handbook on the Medical Aspects of NBC  
56 Defensive Operations"  
57 FM 8-285/NAVMED P-5041/AFJMAN 44-149/MARINE CORPS FMFM 11-11, "Treatment of  
58 Chemical Agent Casualties and Conventional Military Chemical Injuries."  
59 FM 34-81/AFM 105-4, "Weather Support for Army Tactical Operations."  
60 FM 90-12/FMFRP 2-73/TACP 50-50/PACAFP 50-50/USAFEP 50-50, "Base Defense."  
61 FM 90-14, "Rear Battle."  
62 FM 90-19/FMFRP 2-71/TACP 50-43/USAFEP 50-43/PACAFP 50-43, "Deception."  
63 FM 90-23/TACP 50-49/USAFEP 50-49/PACAFP 50-49, "Rear Security Operations."  
64 TRADOC Pamphlet 525-47/TAC, USAFE, PACAF, "Joint Concept and Procedures for Close Air  
65 Support in the Rear Battle."  
66 FM 100-19/FMFM 7-10, "Domestic Support Operations."  
67 FM 101-5-1/MCRP 5-2A, "Operational Terms and Graphics"  
68 OPNAV P-86-1-95, "U.S. Navy CBR Defense/U.S. Marine Corps NBC Defense Handbook"  
69  
70 **4. Army Pubs**  
71  
72 FM 1-111 (Draft), "Aviation Brigades."  
73 FM 3-7, "NBC Field Handbook"  
74 FM 3-8, "Chemical Reference Handbook" (Rescinded)  
75 FM 3-14, "NBC Vulnerability Analysis."  
76 FM 8-10-7, Health Service Support In a Nuclear, Biological, and Chemical Environment, 22 April  
77 1993 W/C 1 26 Nov 1996  
78 FM 8-33, Control of Communicable Disease Manual, 9 April 1996  
79 FM 5-116, "Engineer Operations: Echelons Above Corps."  
80 FM 9-6, "Munitions Support in Theater of Operations."  
81 FM 9-207. "(First Draft) Operation and Maintenance of Ordnance Materiel in Cold Weather."  
82 FM 11-11, Treatment of Chemical Agent Casualties and Conventional Military Chemical Injuries.  
83 FM 11-23, "Theater Communications Command."  
84 FM 19-1, "Military Police Support for the AirLand Battle."  
85 FM 21-10, Field Hygiene and Sanitation, 22 November 1988  
86 FM 21-11, First Aid For Soldiers, 27 October 1988 W/C1 28 August 1989 & W/C2 4 December  
87 1991  
88 FM 33-1, "Psychological Operations."  
89 FM 34-1, "Intelligence and Electronic Warfare Operations."  
90 FM 34-37, "Echelons Above Corps Intelligence and Electronic Warfare Operations."  
91 FM 34-60, "Counterintelligence."  
92 FM 34-130, "Intelligence Preparation of the Battlespace."  
93 FM 41-10, "Civil Affairs Operations."  
94 FM 55-10, "Movement Control in a Theater of Operations."  
95 FM 63-3, "Combat Service Support Operations: Corps."  
96 FM 63-4, "Combat Service Support Operations: Theater Army Area Command."  
97 FM 100-5, "Operations."  
98 FM 100-7, "Decisive Force, the Army in Theater."  
99 FM 100-16, "Support Operations: Echelons Above Corps."  
100 FM 100-22, "Installation Management."  
101 FM 101-5, "Staff Organization and Operations."  
102 TM 3-216/AFM 355-6, "Engineer Operations: Echelons Above Corps."  
103 TRADOC Pam 11-9, "Army Programs: Blueprint of the Battlefield."  
104  
105 **5. Air Force Pubs**  
106  
107 Air Force Historical Study: "The 31 Initiatives: A Study in Air Force-Army Cooperation," 1987.  
108 Air Force Pamphlet 206-4, "Joint Operational Concept for Air Base Ground Defense," July 1986.  
109 Air Force Instruction 10-212, "Air Base Operability Program," April 1994.  
110

111 **6. Marine Corps Pubs**

- 112  
113 FMFM 2-6, "MAGTF Rear Area Security."  
114 OH 6-1, "Ground Combat Operations."  
115 FMFM 3-5, "Employment of Military Police in Combat."  
116

117 **7. Navy Pubs**

- 118  
119 NWP 39, "Naval Coastal Warfare Doctrine."  
120 NWP 40, "Inshore Undersea Warfare."  
121

122 **8. Other Pubs**

- 123  
124 Applying Collective Protection to Existing Buildings at Osan Air Base and Kunsan Air Base, Korea:  
125 A Report of the Joint Service Collective Protection Assessment Team, W. K. Blewett, et al, 10  
126 January 1998  
127 Jane's NBC Protection Equipment, Tenth Edition, 1997-98  
128 Physiological and Psychological Effects of the NBC (P<sup>2</sup>NBC<sup>2</sup>) Environment and Sustained  
129 Operations on Systems in Combat Report, Extended Operations in Chemically Contaminated  
130 Areas."  
131 Inviting Disaster, "How Weapons of Mass Destruction Undermine U.S. Strategy for Projecting  
132 Military Power" by Greg Weaver and J. David Glaes USACMLS, Material Systems Division,  
133 DCD Briefing

## References

---

134