



The Mystical World Of Ancient Witchcraft:

*An Easy Insider Guide To The Life-Changing Power Of
Your Magick Energy*


By Rose Ariadne,
Your Warm and Caring "Resident Witch In Charge"
[Mastering The Magick Of Witchcraft](http://www.masteringmagickwitchcraft.com)
<http://www.masteringmagickwitchcraft.com>

You can find me at all of these places:

[Rose Ariadne's Blog \(http://www.rose-ariadne.com\)](http://www.rose-ariadne.com)
[Rose Ariadnes Magick Supply Shoppe \(http://www.mysticalmagicksupplies.com\)](http://www.mysticalmagicksupplies.com)
[Wiccans and Witchcraft \(http://www.wiccansandwitchcraft.com\)](http://www.wiccansandwitchcraft.com)
[Ancient Tarot Secrets \(http://www.ancienttarot.com\)](http://www.ancienttarot.com)
[See The Future With Palmistry \(http://www.futurepalmistry.com\)](http://www.futurepalmistry.com)
[7-Day Magick Crash Course \(http://www.masteringmagickwitchcraft.com/crash\)](http://www.masteringmagickwitchcraft.com/crash)

SPECIAL REQUEST: Please send this book to anyone that you feel could benefit from it – I want to help as many people as possible to make their lives better with Magick. (If you need help telling a friend, [click here](#))






Contents


Introduction To The Power “Hiding” Inside <u>You</u>	4
How It All Started - A Fascinating History Of Witchcraft	5
Your “Big” Responsibilities When Using Magick	6
How Magick Works (And Why You Can Control It)	8
First Step In Spell Casting – How To Create Your Sacred Space	12
Your Witchcraft Goals (And The Three Degrees)	16
Telling People You Are A Witch (How To Deal With Intolerance)	19
Your Dieties (And How They Can Help You)	20
Your Witch Name (And Why It Should Be “Just Right”)	20
The Power In Your Book Of Shadows (And Where To Find It)	21
How To Become A Witch	25
The Truth About Witchcraft Rituals	27
The Witches’ Tools (And Why The Can Bring Special Energy To You)	27
The Witches’ Symbol (And What It Means To You)	29
Your Witchcraft Altar (And Why It Is Critical To Spell Success)	30
How To Cast Spells That Work (And What You Did Wrong If They Fail)	33
Why Meditation Is Your Key (And How To Recharge Magick Energy)	35
The Magick Circle (And Why You Must Create Your Own)	37
Your Daily Devotions	38
How Astrology And Magick Are “Joined At The Hip”	40





The Witches' Celebrations (And Your Strengthening Bond With Magick)	42
Writing Your Own Spells (The Secret Of A Spell Recipe That Works)	44
Your Beginning Spells (Simple/Powerful Love, Money, Protection Spells)	46
Divination (How To See The Future)	49
Secrets Of Love Spells (And 3 Spells That Will Bend Fate, Bringing Love)	51
How Signs, Symbols, and Colors Can Enhance Your Magick Energy	55
Magick Triggers (How To Make A Complex Ritual Simple)	57
Magick With Candles, Poppets, Mirrors, Powders, and Potions	58
Intermediate Magick (Romance, Protection, Money, Healing, and Truth)	66
Advanced Money Spells (To Open Wide The Gates Of Wealth Possibilities)	72
About Advanced Protection Spells	75
About Advanced Love Spells	75
Channeling (Having Hidden Information Sent To You For Other Places)	79
Scrying (Exactly How You Can "Peek" Into Your Future)	80
Inviting "Help" To Your Rituals	81
What Do Your Dreams Mean? (The Secrets Of Your Night Slumber)	86
Tea Leaf Reading (And How To "See" Hidden Things In Your Life)	88
Magick Of Numerology (Numbers Are Your Core, And They Tell All)	91
Magick Runes (And How You Can Use Their Magick Energies)	97
The Good And Bad Of Covens	100
Music and Dance in Witchcraft (Creating Magick Energy With Them)	102
Food & Magick (Yummy Recipes You Can Use At Special Times)	103
Witchcraft Resources & Supplies	





Introduction To The Power “Hiding” Inside You

(Before I begin, I need you to make sure you are connected to the Internet while going through this book. Anytime you see underlined blue words [like this](#), you can click on them. I refer you to many hidden websites throughout the book, and it is important that you are ready...)

There are wonders in the universe that 99% of the people on this planet will never experience.

Deep within our world is a hidden energy. A Magick energy. An energy that, when controlled, can bring amazing miracles into the world.

When controlled, this energy can create an iron shield of protection in your life, wealth beyond your dreams, and **even true love**. And that's just the beginning.

Some people use it every single day to create even more amazing changes in their lives. And... do you know what? You are no different than they are. *You can do it to.*

You see, you are special. And you can easily harness the power of Magick to create a better life for yourself, and those around you. A life filled with wonder and joy like you have never imagined.

I am Rose Ariadne, and I'd like to take you on a journey. On this journey, we will explore the fascinating world of Magick together.

There are many forms of Witchcraft. From modern Shamanism to Wicca, and every path of Witchcraft in between. My goal with this book is to show you how to control the Magick energy behind every path. If you haven't yet discovered the path you choose to walk, I will briefly touch on some of the different paths available to help you decide.

The biggest goal for this book, however, is to reveal how you can control Magick energy step-by-step.

You were born with a special power to create miracles. All it takes is the right teacher, the right “mind set”, and belief in what you are trying to do.

If you are new to the world of Magick, I will give you everything you need to control these powerful forces. You will soon be able to connect with this energy, and you will begin to see some incredible things take shape in your life.

If you have already started down a path of Magick, I will share some secrets with you that will give you even higher levels of Magick control.





Now, take me by the hand, and let me guide you on a journey through the mystical realm of Magick.

Oops, one more thing before I get started. If you enjoy this book, and get anything out of it – I would love to hear from you. Please [click here to tell me all about how this book helped you](#).

How It All Started - A Fascinating History Of Witchcraft

Over 20,000 years ago, a small group of people discovered hidden powers in the universe. Through focus, belief, meditation, and ritual – they found out how to use hidden energies to actually change events, bring good fortune, and repel evil.

Shamanism was born.

The knowledge spread quickly throughout the world. To every culture, and every race of man.

Just like any other study on earth (like science, or math, etc.), practice makes perfect. And with dozens of different cultures practicing Magick for the next 17,000 years, the power of Magick grew by leaps and bounds.

Each culture discovered unique secrets of performing “miracle work” with Magick energy. Like an ancient oak tree, different branches of Witchcraft practice grew up in the hundreds. The control of Magick energy developed into an art form capable of affecting every part of a persons life. Capable of changing even the most hopeless human situations into wonders of good fortune.

The Magick City


2,205 years ago the city of Alexandria, Egypt was the world’s “grand central station” of Magick.

The most experience “master” Magick practitioners from every corner of the globe would make the long journey to Alexandria. Shamans, Witches, Druids, Psychics, and other They came to study other forms of Magick, to find the secrets other cultures had uncovered. But they couldn’t learn anything new without a price.

They had to share their own secrets with the world to gain access to the Magick Papyri.

So, what the heck is Magick Papyri? It is very simply “paper made from the leaves of a plant”. You see, back then there were no paper mills. So they used the leaves of the papyrus plant to write on. And on them, they recorded every Magick





secret from around the world. Every spell and technique for connecting with Magick energy.

Alexandria, Egypt was truly the Magick city – the center of Magick knowledge.

The Discovery

In 1877 that Magick Papyri was “accidentally” discovered by archaeologists. They weren’t specifically looking for it, but uncovered it during a dig for artifacts.

The problem was, the Magick Papyri was written in dozens of different languages and dialects. Remember, almost every culture in the world contributed Magick knowledge to the archives. The next big task was to translate this knowledge into a common language that we could understand.

Over the years the secrets of the Magick Papyri - the rituals, spells, and ancient “energy control” techniques were finally translated to English and released to the modern world.

Fragmented pieces of the sacred teachings have formed the basis for many different branches of the Magick path. In fact, you will not find a discipline of Witchcraft that does not harness the power of a core Magick principle found in the original Magick Papyri.

The Full Power Of Magick Is At Your Feet

You’ve got to understand that because of the amazing discovery of the Magick Papyri – the full knowledge to control Magick energy is at your feet.

The right teacher - combined with the secrets of ancient Magick - will unlock your ability to change the world around you (including your own life) in ways you have never dreamed.

I know the secrets of controlling Magick energy – and I want to show you exactly how to create miracles with Magick. I want to be your teacher.

So enough of the history lesson, let’s dive in to the good stuff. The secret of controlling Magick – and how you can use it to create miracles in ***your*** life.

Are you ready? Good, let’s get started!

Your “Big” Responsibilities When Using Magick

I know it is tempting to dive into the world of Magick head first. After all, it really can change your life in ways you would have never guessed. But before you do





there is something very important you must realize. And it will keep you safe, and pure of heart.

Everything you do in life comes back to you. When I first was introduced to this concept as a young child, I found it hard to believe. How could something I do possibly affect = completely unrelated events down the road?

I quickly found out it is true. For example: if you give a lot of money to charity, it is astonishing how good things will begin happening to you. It's as if some divine force is looking over our shoulders, and "turns on" the good fortune when we do good in the world.

The good we do comes back to us in amazing ways. I'm sure you've felt this in your own life. If you haven't – give it a shot. Go down and donate a few bucks to your favorite charity. Then just live life normally, and some truly wonderful things will begin to happen.

You've sent out positive, helpful energies – and those positive energies "boomerang" back into your life at a power much greater than the energies you sent out.

But of course, using Magick is not all "peaches n' cream". It works both ways. If you send out negative Magick energies – to cause harm in the world – these negative energies will "boomerang" back to you in the same way positive energy is.

For example, if you cast a spell to make life difficult for someone else, in some way – that negative energy will come back to you with more intensity.

Some branches of Witchcraft belief that anything you do comes back to you times 3. Others belief it comes back times 10.


I like to keep it simple. To me there is no "quantifiable" level for exactly how many times Magick comes back to you. I just believe that, whether you are using Magick or not if you do good things – good things come back to you. If you do bad things, negative things come back o you.

It's ALL karma.

And before I forget, there is one more little thing I forgot to mention. Not only should you be careful of sending out negative energy – but you need to be extremely careful of ever affecting someone's free will.

Here's what I mean: Let's say you have a huge crush on a guy (or girl) that you know, but that person just doesn't seem to like you back.





So you decide to cast a love spell on them, to get the to love you.

Not only are you being unethical about trying to control someone – but you are playing a very dangerous game.

If that person wouldn't normally fall in love with you, but you use Magick to "make" them fall in love with you – things can get worse than you ever imagined.

You see, that person who is influenced by your love spell, will become frustrated. Their "soul" will know that something just isn't right. Not only can they become frustrated, but they can also become obsessed with you because they are so confused as to why they are feeling this way about you.

This type of spell casting is extremely unpredictable. And anytime you try to affect anyone without them knowing it, can be very dangerous. There is no telling what could happen, and it should be avoided.

You should only cast spells on specific people after getting permission from them.

Magick is extremely powerful, and before you delve into it – you need to set up some "rules" that you will follow for yourself.

So, if you want positive energies coming back to you that will spice your life with little miracles and surprises, use your Magick to help others – and don't try to influence people with Magick spells unless they give you permission.

How Magick Works (And Why You Can Control It)


The universe contains a hidden energy. This energy is behind every event on our planet – and every event in your life. Every act of "chance", every coincidence, and every miracle is a direct result of the giant web of Magick energy flowing through everything in life.

Your spirit, mind, belief, and focus can control these hidden energies. Every person, with the right mental and spiritual tools has the ability to use Magick energy to get the results they want in life.

Magick is the energy of thought fueled by your emotions. When you focus everything you are to a specific goal or outcome – Magick energy has the power to make it so.

What I am telling you here simply isn't enough for some people. They need more proof to belief. And most people who don't believe never will. They will completely miss out on the Magick "world behind the world". They will miss out on the inner workings of life, chance, and destiny.





But just in case you are different, I will give you some proof that Magick energy is very real – and very powerful (whether you know how to control it or not).

Everything that exists in the universe contains energy. Even when science does it's work to break down any piece of matter in the world – it always boils down to it's molecular structure – under which is *pure energy*.

So we've determined that underneath it all, everything is really just pure energy. But how does this help you to use Magick to actually effect this energy? Herein lies the secret.

Have you ever heard the phone ring and knew who it was before you picked up? It was just a feeling that popped into your head (without looking at the caller ID ;)) – but it turned out to be true! This is an example of a powerful “energy connection”. The person who dialed your number – at that split second – was thinking on a deeper level than normal about calling you. They were probably also feeling some strong emotions at the time – and the power of the Magick energy “package” they sent out was strong enough to affect your thoughts the moment your phone rang.

Even though you weren't trying to connect with Magick – at that moment, you connected with it anyway.

Just imagine what you can do if you learn the focus necessary to connect with Magick any time you want? There are thousands of people who use it every day.

For example, did you know that the U.S. government spends over 70 million dollars on psychic research per year? Scientists have admitted that psychic ability deserves more research, and the government has responded by funding this research.

Psychics use the same hidden energies in the universe you will use when working your Magick. The only difference is that they focus the energy for ESP (extra sensory perception – which you can use too), while you will usually be focusing on making positive changes in your life (by bringing love, wealth, protection, etc.).

Not only are you pure energy (if we reduce you down to your molecular structure), but so are your thoughts, and your emotions. In fact, scientists are actually able to **measure** the energy coming from your thoughts and emotions.

When you focus your thoughts and emotions to a specific goal (for example, like bringing love into your life) – you are actually sending powerful energy into the universe. And the stronger your emotion and belief (which “fuels” the energy you send out), the quicker and more extreme will be your final outcome.





To summarize – you “package” your belief, emotion, and focused thoughts into a bundle of outbound energy. This energy extends out into the universe and can actually change the fate of your life path (and others). Your bundle of thought, emotion, and belief actually interacts with the energy in the universe to make your desired result come to pass.

Many people wonder exactly how your thoughts and emotions focused to bring love into your life (for example), can actually make real love happen. This interaction between energies is where your belief of a higher power comes in to play.

There are mysterious forces at work when you put your focused thoughts and emotions to work. Whatever your specific beliefs are – there are things in this world that defy our logic and understanding. If you are like me, you have a sense that there is “something looking down on me” – sometimes even shielding you from harm.

No matter what your specific Magick path becomes, you will soon begin to realize that this same “higher power” has some control over the interaction of your Magick energy with events in your life, and the world.

The “Four Keys” To Controlling Magick Energy Successfully

The four keys of casting successful Magick are extremely important. In fact, if you are missing just one of them, your odds of success will drop drastically.

They take careful training and a lot of explanation, and are out of the scope of this book. I will quickly touch on 2 of them so you get an idea, but will go over all 4 of them in detail in my [Witchcraft Miracles In-A-Box](#).

The first is **imagination**.


Without using your imagination when performing Magick, it is extremely difficult to send out enough energy to get successful results.

You need to be able to create a vivid image of your mind that creates emotion within you while you are casting a spell. You must also make sure that you are emotionally attached to the image in your mind’s eye.

Just being able to use this first key properly will instantly take your powers to a completely new level. But unfortunately, imagination is a lost art in this day and age.

Television, video games, cell phones, and other gadgets have created an “ADD” world. People no longer have to use their imagination anymore. That is why





most people never develop it properly, and why they are out of touch with Magick energy.

Using your imagination to visualize situations that you are emotionally tied to is one of the major secrets to tapping in to the hidden world of Magick.

The second is your **will**.

Specifically your will is made up of your *focus* and *intent* when casting a spell or performing other Magick. It is the ability to strongly visualize what you want to accomplish with your Magick as you are performing the spell or ritual.

Without a strong will for what you want, you will not get what you want with Magick.

Your Magick lives or dies with your will. Proper meditation is the key to having a strong will, and I will take you through a meditation exercise later in this book.

Meditation for boosting your focus and intent will allow you to control Magick energies any time you need them. And if you can master your ability to focus your will on the goal, you will find that you can perform Magick without even trying – even just walking down the street focusing on your goals. But that's an advanced lesson for another day.

There is much to discover about the 4 secrets of successful Magick. Today, I just wanted to give you a taste of 2 of them quickly in this book so that you have an idea of what it takes to cast successful Magick spells.

The Core You Can't Ignore In Your Witchcraft Path

There are many things involved in being a Witch, no matter what specific path you follow. Some of them change based on your path (which I go over in detail in the [Miracles In-A-Box](#)), but there is one “core” thing you must follow.

This “core” is where you draw all of your power – all of your Magick energy. And neglecting it will grind your Magick spell work to a screeching halt. Nothing will work without this core connection.

This core I keep talking about is **your connection to nature** – above all. I'm not saying you need to move out to the forest and build a makeshift hut out of pine branches. But you need to devote yourself to nature, and try to expose yourself to her every day.

It can be as simple as finding a special tree in your backyard, and spending time next to it a few times a week (like I show you in the nature daily devotional later in this book).





You have to understand that you come from nature – and so does the energy you control. Connecting yourself to nature on a weekly basis will increase your bond with nature, and allow you to more easily tap into it's hidden energy.

Think of nature as your protector, and your giver of special powers. You wouldn't ignore someone special, like your best friend – would you? In the same way, to ignore nature – your protector, your giver of special powers – would be to completely “give up” your Magick powers.

Magick Tidbit #1: *Please, for the sake of this beautiful world we live in, take it upon yourself to help protect nature. Support all efforts to preserve nature around the world, and do your part to keep our world beautiful.*

So keep an eye out for the nature daily devotional later to find out how to strengthen your connection with nature to have better success with your Magick work and spells.

Lastly, throughout the reading of this book – and your Magick workings beyond – always keep in mind your connection with nature. If you pay attention, and nurture your connection, nature will allow you to bring your dreams into your life. It will allow you to create your miracles, just remember that.

First Step In Spell Casting – How To Create Your Sacred Space

Your sacred space is your place of power. And you need not one, but ***two*** of them. Let me explain.


First, you need to create your “internal sacred space”. This is that place deep inside of you where you find total clarity and focus. It is filled with your most sacred thoughts, dreams, and emotions. You will go inside of yourself, to your sacred space, when you do your Magick work.

Second, you will need to create your “external sacred space”. You can set up as many, or as few of these as you want. I like to have an external sacred space outside in my backyard, and also one in my house.

Your external sacred space will contain your altar, circle, and many other items that represent you as a unique and special person. These items should evoke positive emotional feelings inside of you, so that you can draw on this emotion as you cast your spells – but we'll get into that a little later.

For right now, just understand that you must prepare your external sacred spaces before you set them up to connect with your emotions, and your Magick energy.





One of the biggest mistakes people make when doing Magick is they don't set up an internal sacred space. They only focus on the external space, and most don't even realize there **needs to be an internal sacred space** to have success with spells and rituals.

I am going to run through the steps you will need to take to set up your internal sacred space, and cultivate it throughout your life.

Honestly, setting up your internal sacred space is so important (and a lot goes into it) that I felt there are some more things you should know. I couldn't include everything in this book – so I have included the other important information in the [Miracles In-A-Box](#). It also contains a full checklist and a DVD guided demonstration for setting up your sacred space (including “cleansing”, external sacred space, short/long term sacred space, and natural hot spots).

See [Mastering The Magick Of Witchcraft](#) (<http://www.masteringmagickwitchcraft.com>) for more details.

It is important to get this part right, or any Magick you cast can be tainted with negativity – and it'll never work quite right.

So, I need your full attention here...

How To Set Up Your Internal Sacred Space

After your internal sacred space is set up properly, you will be able to use it whenever you need it to find peace in difficult times. As you gain more experience connecting to Magick in your spell work – you will eventually get to the point where all you need is your internal sacred space to connect with Magick.

That is how powerful your internal sacred space can be.

For now, you will set up your basic internal sacred space by following 2 main steps.


STEP 1

”The Realization”

Find a quiet place where you can sit down and concentrate. Preferably outside on a nice day, but you can also find a quiet place in your house where you feel at peace.

Grab a pen and a piece of paper of clean 8 ½ x 11 notebook paper, sit in a comfortable position, and close your eyes.





Take a few deep breaths and think of emotional and sacred things in your life. These could be fond memories, certain people in your life, emotions, feelings, important objects, places, etc. If you think of negative things, immediately “sweep” them out of your mind. When you are done, you need to only be left with all of the sacred things in your mind.

Relax, and concentrate until you feel you are “ready”. When you open your eyes, let your list fall out of your pen and onto the paper. Just let it flow. I want you to write down everything in a list. Be as detailed as you possibly can about each sacred thing you can think of. (Remember, these are sacred things to YOU, and they can be anything that brings positive emotion into your heart)

When you are done, turn the paper over.

Now, close your eyes again and think of everything that is NOT sacred to you. Think about your biggest long term problems, things that irritate you, things that make you sad. Nobody is perfect, think about your flaws as a person. Think about anything that brings negative emotion into your heart.

Once you have brought them all into your mind, open your eyes and write them all down on the back of the same paper.

All of these negative things will keep you from creating your sacred space. Next you will find out how to keep them out of your sacred space so that you will have a true place of power within you for spell-work.

Fold up the paper and get ready for step 2.

“The Cleansing”

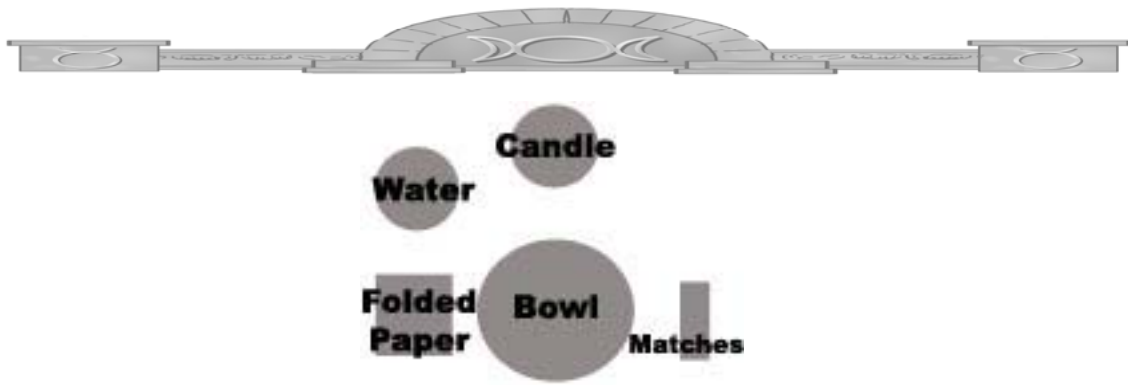
You’ve now got your lists. On the front you have a list of things that are “sacred” to you. On the back you have a list of all things that are NOT sacred (the things that bring negative emotions into your heart).

Now, you will need to gather a few tools to use to finish the building blocks of your internal sacred space. Gather the following items:

- White candle in a holder
- Matches, or a lighter
- A glass (or ceramic) bowl
- A glass of water

Set them up in front of you like this (the bowl should be directly in front of you):





When you are ready, light the candle. Let it become your focus. Feel the heat and energy coming from the candle. Visualize it's energy surrounding you, enveloping you in it's light and warmth. Let it's light fill the aura around your body. See this light purifying your energy, filling your heart with it's pure, white glow.

After you feel warm and pure from the light of the candle, take the paper and unfold it.

Slowly read the list of sacred things aloud. Allow yourself to pause between each one and think deeply on it.

When you have gone through your entire list, say the following aloud, and with purpose:

*"These Sacred things that I see
Make them all a part of me
Help me raise the energy"*


Now visualize each item from your list rising up off of the paper to brighten the white purifying light around you.

Next, fold the paper back up without even looking at the list of negative things. Gently hold the folded paper into the fire on the candle (be very careful not to burn yourself or anything around you).

Once the paper catches fire, drop it immediately into the bowl. Now say aloud:

*"Cleanse the Space inside of me
And rid all negativity
I accept no less – So Mote It Be"*

Now watch the flames carefully as they burn the rest of the paper while you focus on feeling your positive sacred energy full of grand emotions. Feel the energy again, surrounding you and cleansing your space with white purifying light, filled with all of your sacred things.



Pour some water into the bowl to put out the rest of the flames and ash to “cleanse” all the negativity from your space.

Now blow at the candle.

You have now set up your basic internal sacred space that you are going to build on in the future.

When you first set up your sacred space in this way, do this once a week for 4 weeks to reinforce it and grow the power of your space. (you can write down different things, or the same things every time)

Going forward, you are going to want to do this once a month to keep your sacred space clean so that your Magick will work to it's fullest and won't be tainted with negativity.

Your Witchcraft Goals (And The Three Degrees)

Before you resume (or begin) your work in Magick and Witchcraft, it is important to have goals to reach. Without goals, it is very easy to get off the path and never experience your full power when working with Magick energies.

The goals have been split into 3 levels. You don't have to complete the levels in order, and can work on many different goals at the same time (all on different levels).

Every one of these goals that you complete will increase your power when working with Magick spells.


I want you to print these out and put them in your Book of Shadows (if you don't have a Book of Shadows, I will tell you how to get one – or make one – later in this book.

As you complete them, check them off so you know they are accomplished.

First Degree

- Know and accept the basic Laws and tenets of the witchcraft path.
- To be sincerely dedicated to walking my path in harmony and in balance with nature, with beings of this plane and others, and with all that is around me with full awareness and acceptance of the responsibilities that entails.
- Successfully cast 1 basic “love spell” to open the path for love in your life or someone elses. (If you already have love, you can cast one to reinforce the bond between you, or cast one for the love of a friend)






- To be able to ground myself and call and hold my personal power, connect to the essence within ritual in a balanced way, and quiet my mind to focus.
- Successfully cast 1 basic “money spell” or “success spell”
- To be able to enter the altered state of higher awareness needed for working with magick.
- To be able to feel, sense, and connect to the power flows around me and channel it for magickal purposes.
- Successfully cast 1 basic “protection spell” to protect yourself, your loved ones, or even your home.
- To be familiar with the Elements and other basic principles involved with working magick, and can tap into those energies for simple magickal tasks.
- To develop and know how to cast (by heart) a circle for different purposes.
- To know by heart how to call in the Elements, the Watchtowers, or whatever protective Guardians I use.
- To know my daily devotions by heart.
- To be able to raise and send energy in ritual.
- To keep an on-going magickal journal for a full year.
- To be able to identify if a magick circle has been cast by someone else.
- To initiate myself in my path and follow the vows of my initiation.

Second Degree

- To be able to set sacred space, cast a circle, call in the quarters, and set myself into my ritual space without having to look it up.
- To collect and have available to me all the tools I feel the need to use for ritual.
- Successfully cast 1 intermediate “love spell” to open the path for love in your life or someone else's. (If you already have love, you can cast one to reinforce the bond between you, or cast one for the love of a friend)
- To write and perform my own new moon ritual.
- To write and perform my own full moon ritual.
- Successfully cast 1 intermediate “money spell” or “success spell”
- To draw down the moon, God, or Goddess for ritual.
- To complete at least ten hours of community service.
- To complete a dedication ritual.
- Successfully cast 1 intermediate “protection spell” to protect yourself, your loved ones, or even your home.
- To keep a magickal journal for a full year.
- To make an fill an inventory list of supplies needed for my work.
- To pick a branch of my path where I would like to specialize.
- To investigate the laws of my state and how they may or may not apply to my religion.
- To investigate and learn more fully the history of my path.



- To write three devotionals that I can incorporate into my path when applicable.

Third Degree

- To live my life with random acts of kindness and service to others.
- To become more proficient at a method of divination and apply it in the service of counseling others.
- To design a method of how I would teach my craft to others who ask me to pass on my knowledge.
- Successfully cast 1 advanced “love spell” to open the path for love in your life or someone else’s. (If you already have love, you can cast one to reinforce the bond between you, or cast one for the love of a friend)
- To celebrate all holidays in a manner appropriate to my path.
- To write at least one “crossing over” ceremony for a soul in need.
- Successfully cast 1 intermediate “money spell” or “success spell”
- To write and perform my own rituals for each and every one of the Sabbats.
- To write at least five meditations for use in my devotionals.
- To find and connect with my totem animal or spirit and learn to work with them in ritual.
- Successfully cast 1 advanced “protection spell” to protect yourself, your loved ones, or even your home.
- To record at least twenty spells that I have performed with step-by-step instructions, lunar and astrological correspondences, etc.
- To keep my temper in the face of negativity from others.
- To perform at least thirty full rituals.
- To reflect and put into words why I feel I am capable of honoring the title of a spiritual leader in my religion.
- To be able to cast a magick circle on the fly without tools.

Don’t be overwhelmed by them. And don’t think you won’t be able to cast successful spells without completing them. You have the power to do Magick at this very moment.

These goals are simply there to keep you motivated, and to increase the power of your Magick. There is no specific “time” where they must all be completed. However, it is always important to have at least one or two that you are working towards.

Telling People You Are A Witch (How To Deal With Intolerance)

You may feel uneasy about other people discovering your beliefs, no matter which path you follow in Witchcraft.





You may even have people close to you that you already know would not accept your beliefs.

The first thing you need to understand is that there is nothing that says you even have to come out with your beliefs. You don't have to tell anyone if you don't want. It is easy to keep it a secret.

There are many people with different beliefs that never tell anyone what those beliefs truly are.

Your beliefs are very personal, and they are not for anyone else's ears if you don't want them to be.

But, if you feel as though you want to tell the world that you are a Witch (or if somebody does some snooping, and finds out and confronts you), here are some guidelines to follow:

- It is best to wait for the other person to bring it up. Avoid bringing it up yourself.
- Know what that person's beliefs are first. Have a good understanding of their beliefs before you talk about yours.
- Once you know what the other person's beliefs are, find a common ground between yours and theirs – focus on the similarities. (Example: Christians believe in helping others, and do those following the Wiccan way – etc.)
- It is best to prepare for this discussion beforehand by making a list of the people in your life that you may talk about this with. Along with their names, write out what their beliefs are as best you can, and write down the things you will say in your discussion with them.
- Never try to change anybody's view. You can't do it, especially if they are older. You are just looking for them to accept you for who you are.


Note: I haven't included any specific things that you should say, word for word because it is important to actually **hear** me say them, so that you can practice **how** you would say them. I provide a detailed video demonstration of exactly what (and how) to tell intolerant people in my [Witchcraft Miracles In-A-Box](#). It is my job to make sure you can gain acceptance of your views, and reduce the risk of people looking down on you.

Your Dieties (And How They Can Help You)

There are hundreds of deities in dozens of different Witchcraft belief systems. It is important to find the deities that resonate with the core of who you are, and ask for their help in your rituals and spells.

If you align yourself with the “right” deities for you, the power of your connection with Magick energy can increase beyond levels you can achieve on your own.





Getting the results you want (especially if you are asking for a lot) do not always come easy. But if you have the right deities on your side – miracles that you may not normally have the power to create, will be made easy because of your connection to your deities.

You typically want to select a few feminine deities to follow, and a few that are masculine. You want a balance. Of course if you follow the “Dianic” path, you will only celebrate feminine deities – and that is ok, as that is the path you have chosen.

I could write an entire book on this section alone, so I cannot go into the detail I need to in the scope of this book. In the [Miracles In-A-Box](#) I have listed out deities from every branch, and many different cultures and belief systems. I also lay out a step by step process you can use to actually get the deities to choose **you**. This is a good way to remove all self-doubt that “you picked the wrong ones”.

Usually, selecting the right deities does not happen in 10 or 15 minutes. Sometimes it can take a day or longer – but you only really have to do it once.

If you want to use Magick at higher levels, it is important to have at least 2 deities that can help you and protect you on your path.

For now, do some research on this page on different deities you may choose to align yourself with. Read through the descriptions with a clear mind, and try to “feel” how you can connect with each deity. See if you can discover at least 2 that really “hit home” with you.


Your Witch Name (And Why It Should Be “Just Right”)

Most Witches choose two different Witch names to identify themselves with when practicing Witchcraft.

When you decide to begin your journey into the world of Magick, it is important to mark this “new beginning” in your life by taking at least one new name that you use in Witchcraft (and it’s usually two names).

One of your “Witch names” will be your more public name. Other people that are interested in your path can know this name. It is your identity in your pursuit of your goals and dreams through Magick. And above all else it should represent you in some way.

In addition to this “public” Witch name, many people choose to have a private Witch name known only to themselves. In some Magick traditions it is believed that knowing every Witch name of a person practicing Magick will give the



person full control of them. That is why it is important to use your private name in your book of shadows and your other workings, and keep it secret.

Think about people you admire in life, and in legend. Explore their names, or change the names as you see fit, until you come up with Witch names that define who you are, and who you aspire to be.

It is even easier now to quickly get some name ideas. Using [Witchcraft name generators](#) on the Internet, you can easily generate some names that will spark other ideas. I have put a list together for you [here](#).

Remember, you will be using your Witchcraft names in your spells and other Magick work. If your name does not define who you are, your Magick will not be nearly as effective as it could be.

There is a little trick you can use with numerology to make sure that your Witch names “match up” with your core creative energy. There is a full video demonstration on how to make sure you pick the right Witch names for you in the [Miracles In-A-Box](#). It also expands on this section – you’ll discover how to get even more good ideas for names.

The Power In Your Book Of Shadows (And Where To Find It)

There is a big misconception these days about what a Book of Shadows actually is – and what it means to your Magick work.


Popular movies and T.V. shows have painted a picture of a Book of Shadows being something dark – and almost wicked. There is also a common belief (for some reason) that there is only one Book of Shadows.

The truth is, every Witch should have his/her own Book of Shadows. A Book of Shadows that is unique to YOU.

You see, your Book of Shadows will be the core of everything you do in Witchcraft. Think of it is a big diary of all of your Magick work, and even your daily struggles, goals, and dreams. It is good practice to make an entry every night before drifting off to sleep, and also to record all of your Magick workings.

You will record all of the spells and rituals you have learned, and you will also record the results of the spells. From herbs you use, to how you got your name, to your deepest feelings and emotions, to bits and pieces of Magickal advice you have received – everything should be recorded.





After a time, you will realize that your Book of Shadows will begin to take on a life of it's own, and will grow in power. It will actually begin to help you connect with Magick energy – just by having it near.

The actual Book of Shadows itself can be something as simple as a 3-ring binder or notebook. Some Witches even keep their Book of Shadows on their computer, and burn it onto a CD to back it up.

But I have found that by getting more creative, and making your Book of Shadows unique to you – it's power will increase dramatically.

Putting your own creativity into the creation of your Book of Shadows is one of the many “keys” to success in your new Magick path. Decorate the cover and pages with things that are symbolic to who you are as a person.

The more “emotion” you can build into your Book of Shadows, the more successful your spells will be. It will help to forge a tight bond between you and the Magick energies of the universe.

A simple way to “personalize” your Book of Shadows in this way is to follow these easy steps:

STEP 1

You will need to get the following materials: a 3-ring binder, a 3 ft. length of batting, hot glue, regular glue, scissors, poster paper (thicker than normal paper, almost like thin cardboard), and a piece of fabric big enough to “cover” both the inside and outside of the binder.

Make a trip down to your local Office store, and select a 3-ring binder that you feel good about. Pick your favorite color – one that resonates most with you.


To get the fabric, batting and hot glue, you can go down to any local art store or fabric shop. Make sure to select a fabric that is something you'd want to have on the cover of your Book of Shadows. It should be something that speaks about who you are.

STEP 2

Your next step is to open the binder and lay it on top of the batting. You want to trace the outline of the binder onto the batting (with a felt tipped marker).

After you are done marking the batting, you want to use your scissors to cut the batting around the outline you made.





STEP 3

Next, you want to lay the open binder back onto the batting. Now, lift up one end of the binder and put hot glue around the outside edges. Then press the outside edge of the binder to the batting to attach it to the binder.

First do one cover, then the binding, and then the other cover.

In the end, the batting should be securely fastened to the binder, and should come to the exact ends of the binder covers.

The binder should open and close easily.

STEP 4

You will now cover the binder and batting with the fabric that you selected. Lay the binder and batting covering on top of the piece of fabric. Make sure you select an area of the fabric that will give you the look that you want on the outside cover of your book of shadows. (In other words, position the binder onto the fabric so that the fabric will look how you want it to on the cover)

Next, take your felt tipped marker and mark the fabric to 2 inches around the binder.

Using the scissors, cut the fabric around the lines that you marked. You should now have a piece of fabric the perfect size to cover the binder with (with your 2 inches of cushion around the edges).

STEP 5


Next, lay the binder and batting cover it, on the fabric you cut out. Make sure you have an even 2 inches of fabric around the binder (lay the binder open).

Lift up one end of the binder and put hot glue around the edges of the batting.

Now bring that end of the fabric up to the batting and pat it flush with the glue you placed on the batting. Gently rub the fabric smooth.

Do the same thing with the binding, and with the other cover of the binder.

When this step is complete, the fabric should be glued around the outside of the batting on your binder. You will still have the 2 inches of fabric around the binder hanging free. We will deal with that in step 6.



STEP 6

Now lay the binder open on the table in front of you. Start with one of the edges of fabric and stretch it over the inside of the binder. Make sure it is taught.

Once you can see how far it will stretch, place hot glue on the inside edge of the binder and gently stretch, and rub the fabric over the glue so that it sticks.

Do this for each of the 4 edges of the open binder. In the end the 2-inches of fabric around the binder will be glued to the inside edges of the binder, but the corners of the fabric will still be up. We will deal with those in step 7.

STEP 7

Next, clip each corner of the fabric with scissors so that it folds neatly over into the inside corner of the binder. Once it looks good, use the hot glue to stick it to the inside cover of the binder.

Repeat with each of the 4 corners.

STEP 8

You've now got a nicely covered (and cushioned) Book of Shadows. Your next step is to cover the inside of the covers so that they look nice.

Cut your poster paper into 2 squares. Each square should be large enough to completely cover the inside of your binder.

STEP 9


Next, cut 2 pieces of fabric. Each one should be big enough to cover one side of the poster board pieces. You should have about 1 inch extra of fabric around each edge of the poster board.

Lay the poster board pieces on top of the fabric pieces you cut out. Gently fold over the edges of the fabric and use white glue to attach them along the edges of the poster board.

Using scissors, trim the corners of the fabric, and gently fold them under (like you did for the binder corners), and use white glue to stick the corners neatly to the corners of the poster board pieces.

Finally, place the covered poster board pieces with the fabric side facing up – down on the inside of the binder.





Use hot glue to glue the edges to the inside of the binder so that your insides are covered with the same fabric used to cover the outside of your Book of Shadows.

You are all done! Congratulations on your new Book of Shadows.

The secret now is to decorate the outside of your book of shadows with items, pictures, colors, and symbols that define and are special to you. Use things that create good emotions deep within you.

Creating your Book of Shadows in an image of yourself will allow you to draw maximum energy from your Book of Shadows when you do your Magick work.

All that is left is to get some 3 holed paper to place into your book of shadows, and you can begin writing your Magick work in it's pages.

Record your journey through the world of Magick, and also don't forget to try to use it as a Magick diary, recording your experiences in life each night before going to bed.

The more positive energy you put into the creation of your Book of Shadows, the more power you can draw from it when doing your spells and rituals.

By the way, if you want a step-by-step guide (where creating a Book of Shadows is actually demonstrated on a DVD), you can find 2 of them in the [Witchcraft Miracles In-A-Box](#). It is complete with full illustrations and pictures for every step of construction. The demonstrated Book Of Shadows in the video definitely looks more "mystical", but is still very easy to do.

How To Become A Witch


When you decide to embark on your Magick path to get the life you have always wanted – you must dedicate yourself to that path. You must believe that the path you are about to take is the right one for you.

Without dedication and belief, you are destined to fail not only with Witchcraft, but with anything you do in life.

A "self dedication" is a ritual you will do, no matter what branch of Witchcraft you decide to follow. Not only will this Magickal ritual reinforce your dedication, but it will also increase your own belief in your path through Magick.

The result? In the single moment you finish your self dedication, you will forever create a bond with Magick energies of the universe – and your power to control them will strengthen.





You see, witchcraft is a personal expression of your inner self, your beliefs, and your chosen essence of spirituality.

Not only with a properly done self dedication (by “properly done”, I mean doing it for the right reasons, and having your highest emotions ready to envelope your aura with full dedication, belief, and understanding) strengthen your power when controlling Magick energies, but it will bind you to your chosen deities – increasing your connection with them.

I apologize that I cannot take you through the steps to do your own “self dedication” into the world of Witchcraft in this book. I almost “caved in” and decided to put some easy to follow steps here, but then I realized something.

It is so important to perform your self dedication with the proper focus and emotion. To just read the steps off of a page, or computer screen, will not give you enough information to do it right...

More important than the steps you follow in becoming a Witch (yes, there is a very special ritual to be done), is the emotion you feel, the way you speak, and your body language that determines how well your Magick works.

The last thing I want to do is throw some steps for you to follow into this book, and let you figure out the rest on your own. I know from personal experience, that the ritual must be done with high emotion and belief... anything less will effect all of your future spell work. It's all about “getting off on the right foot”.

Because it is important to me for you to get off on the right foot along your path (so that you can experience all of the wonders of Witchcraft) I have decided to leave the steps out of this book. I don't want to risk steering you wrong. If you are serious about your path into the world of Magick (and the miracles it holds), have a look at my life's work at <http://www.masteringmagickwitchcraft.com> . It contains a full step-by-step guide and [full video demonstration](#) of your self-dedication ritual. Not only will I take you by the hand and show you exactly what to do, but you will also discover the secret to having the right focus and emotion during your dedication – so that your first steps into a Magick world – where anything is possible – are the right ones.

I sincerely apologize for not including the steps in this book, but I care too much about making sure you get it right. I don't want to risk you leaving out a few key things, and then giving up on Witchcraft all together because you can't get Magick to work as you desire...





The Truth About Witchcraft Rituals

Rituals are a little bit like casting spells, but they are often even more powerful than spells.

Witchcraft rituals have a structured sequence of steps that you must follow to get the results you are trying to achieve. Whether it is finding love, money, protection, health, etc. you will also need to have your focus and emotions in the right place as you go through the motions in ritual.

Spells on the other hand, are often much quicker to cast – and you can think of them as little “mini” rituals if you want to. Some spells can be done in a matter of minutes – and some you can even cast when you are walking down the street . (once you know the secret of tapping into Magick energy “on the fly”)

Rituals take you to another level of Magick power entirely. You will have full access to the true power and knowledge of the divine (your deity or deities). This connection to the divine also increases the effects of Magick because you will not only be using your power to the fullest, but that of your deities.

One Big Word Of Warning:

This is the last thing I will say about rituals – because I want you to remember it as one of the most important things you ever learn in Witchcraft. Never do a ritual (or a spell for that matter) when you are angry!

Your ritual or spell can have devastatingly unpredictable results when cast in anger. (And if you are trying to cast a spell to cause harm on someone – which is NEVER recommended, it is possible that it will backfire on you)


The best thing for you to do when you are angry is to take a nice relaxing bath. Step back from the situation in your mind – and calm yourself. Then, when you are ready, you can go into ritual to fix the problem with Magick.

The Witches’ Tools (And Why They Can Bring Special Energy To You)

Before I talk about the different tools you can use to increase your power and spell effects, I want to let you in on one of the biggest misconceptions in Witchcraft today...

“You don’t need any tools at all to do Magick!”

You can control Magick energy with only your belief in what you are trying to do, and your emotion fueling your desire.



And when you have a lot of experience controlling Magick energy, the spells that you cast using tools can be just as powerful if you don't use any tools!

Have you ever heard the phone ring and known who it was before you answered?

At that moment you were connected with Magick energy swirling throughout the universe. You had no Witches' tools to do this. In fact, you weren't even trying!

Just imagine what you can do if you actually apply the what you learn in this book! You will be able to tap into your hidden Magick energy any time you need to.

I know you've heard the saying "if you can dream it, you can achieve it". I know it sounds corny, but with Magick it is actually true.

Whatever you can dream, you can use Magick to achieve. Maybe you've lost a love – or are just plain lonely. Magick will open the doorway in your life for Love and friendship. If you have money worries, can't pay the bills, or feel you have nothing but rotten luck – Magick can change your fortune literally over night.

You just have to believe, and know that you don't need tools – the Magick is in **YOU**.

Now, back on topic...oh yes, Witchcraft tools!

So you understand that they are not necessary, but they can help you connect with Magick in ways you never imagined.

They can help your focus and belief, and create a connection between you and the world of Magick when doing your spells and rituals.

The most common items in a Witches' closet are:

Altar cloths, athame (or witches' knife), sea salt, bath oils, bell, bowls, brooms, cauldrons, chalice, charcoal, censer (incense burner), compass, cords (for cord Magick), incense, ink, lighters, oils, pentagram, candles, mirrors, smudge sticks, statues, wands, etc.

There are hundreds of items that you can use to give your Magick work the extra "push" it needs to go after your desires, and bring them to you.

That being said, every object that you use in your rituals and spells fills with Magick energy. The more you use them, the more powerful they become (and the more they help you accomplish what you set out to do).





No matter what tools you use, it is important to give them a good cleaning after every spell or ritual. If you put energy into your tools, they will give you that energy back in the form of Magick when you need it most.

Below (in another chapter), I will give you an astonishing spell you can do using a couple of tools you can find around the house. I'll even walk you through it step by step – you don't want to miss it.

There are a lot of tools, and I decided not to go over each and every one of them here (this book would be over 500 pages). But, if you are interested in how to bring special Witch tools into your Magick, to increase the effects your spells have - I go over all of the tools in detail in the [Witchcraft Miracles In-A-Box](#), and I also take you step-by-step through some extremely powerful spells and rituals you can do using various tools. One even uses a special combination of Candle Magick and Mirror Magick to put a veil of iron protection over your home. And of course, there is a couple that use tools to bring Love and Wealth (one of the more powerful ones uses “poppets” and a Wand).

You can always visit my Shoppe for all of the tools you will ever need (and then some!):

[Rose Ariadnes Magick Supply Shoppe \(http://www.mysticalmagicksupplies.com\)](http://www.mysticalmagicksupplies.com)

The Witches' Symbol (And What It Means To You)


When people see pentacles (which are the same as pentagrams), they immediately think “oh my, that's Satanic!”

Fortunately for us, that is not the case at all – and it is a sad misconception in most people's minds.


Just like the cross is the symbol of the Christian faith, so is the pentagram the symbol for people on the Magick path.

The pentagram actually protects people on the Magick path from Evil.





This is what a pentagram looks like:



When used in ritual or spells, the pentagram contains Magick energy that can be drawn from, making your spells more effective. When used in protection spells specifically, it can contain Energy sent to harm you (whether someone cast a harmful spell on you, or you were just about to have some bad luck) – binding it so that you will not be effected.

The five points of the pentagram represent the elements of Spirit, Fire, Air, Water, and Earth. Sprit is at top, Fire is bottom left, Air is top left, Water is top right, Earth is bottom left.

It should always be used with the single point at the top (not the two points at top). This signifies that spirit is more important than the elements of matter beneath it.

Your Witchcraft Altar (And Why It Is Critical To Spell Success)

Your altar, which is usally in your sacred space is where Magick energy is gathered, focused, and sent out to do what you want accomplished. And since it is in your sacred space, it is a place of protection from outside forces – allowing you to perform your Magick work with full focus.

Some Witches' have an indoor altar, and an outdoor altar. It isn't necessary to have an outdoor altar, but it can help focus your energies in different ways depending on which spells you are trying to cast. (for example, I have noticed that healing spells are even more effective when cast from my outdoor altar)

No matter where your altar is (and it can be set up in any space you have available in your house), it should represent who you are – and what path you follow.





Your altar (like your Book of Shadows) should be a reflection of you, and the more sacred things you decorate your altar with – the more power you will be able to draw in your spells and rituals.

You can set up your indoor altar in a corner of your bedroom, or even in a closet if the space is big enough. The area must be clear of clutter because it represents your dedication to Magick – the path you have chosen. That means no dirty laundry or dishes by your altar – it should always be clean and full of positive energy. Even the room your altar is in should be kept clean as you will be drawing on Magick energy from this entire space too.

Some spells call for a “temporary” altar set up by the moonlight, or in other spots depending on what you are trying to do. Actually, some Witches’ use temporary altar all of the time. They actually take it down (or put it away) when they are done with their spells. It is still important to keep the area clean and “sacred”.

The sacred space (and circle) around your altar can be as big or small as you can fit into your area. Traditional Witches’ usually use a nine-foot circle, because the number “nine” is special to the Goddess. Don’t worry about the size of your circle. As long as you feel you can build up strong emotions when doing your spell work, your space can be a small or large as you need.

A Quick And Easy Altar Setup

I’ll give you some quick steps you can follow to setup an altar today. Most people will be setting up their altar in the house some where – so I will go through some simple instructions for doing so.


Remember, your altar is a special place – and setting it up the right way (for you) will increase the power of your connection with Magick energy. People who struggle to create Magick that works usually don’t take the proper steps in preparing their altars. They fail to create an emotional connection with the altar by making sure it is a clean and sacred space.

Follow these simple steps to avoid the problems many Witches’ encounter with their altar, and their Magick.

The first step is to thoroughly clean the room that will contain your altar. It is best to mix sea salt into water. If you can’t find any sea salt to use (any new age shop should have some), just use cleaning supplies you would normally use.

Scrub down the walls, ceiling and floor (if you don’t have a rug). Make sure to pick up the clutter, and organize the room as best you can. The less clutter and mess, the easier it will be to control the energy that collects.





Now, you need to determine where North, South, East, and West are. You can use a compass, or ask someone who knows (if you don't). Once you figure them out, make sure to mark them using any small objects so that you won't forget. The reason you are doing this is because your altar will be setup facing North because it is the direction of "Earth" and the primary energy you will connect to.

Next, you need to mark your circle. You can use white cord, or any small objects that are sacred to you. (such as candles or figurines) If you have enough room, try to mark the circle between 5 to 9 feet in diameter. (If you don't have enough space your circle can be smaller, but it may be a little more difficult to stay inside of the circle when doing your spell work.

When you mark the circle start in the East and move clockwise around the circle, finishing again in the East. Think of this is a "permanent" circle that you will "redraw" each time you do ritual or spell work. (you'll see how to redraw it later)

Now it is time to decorate your temple (the area around your circle). You can hang meaningful posters, fabric, and pictures. You can set up candles all around the room in any way that feels right for you. Try to set up a mystical feel, one that builds strong emotions for Magick work. The decorating can be simple or elaborate, whatever evokes strong feelings inside of you.

Next, you need to do an initial cleansing and purification of your space. So you must first prepare the cleansing water for this ritual. You will "charge" the water with positive and pure energy from your heart. Then you will use this water to cleanse your space.


This purification is very important to perform correctly or your space will be tainted – and it will never "feel" right. Your Magick will probably suffer as a result.

Once you have fully cleansed and purified your space, it is time to set up your altar. Throughout this process, keep in mind that you can use any materials to set up an altar – but it is best to avoid using synthetic or metal materials. You can use a small wooden table that is between knee and chest high (you may even consider a circular table – which are popular for altars) The idea here is to maintain the natural energies of the Earth by using materials coming directly from the earth (if possible).

Set up your feminine diety elements to the left, and your mail diety elements to the right. (for Wiccans, Goddess elements to the left, and your God elements to the right)

If you want to see a full layout of elements, and how to arrange them on your altar to heighten your connection to Magick – check out my life's work at <http://www.masteringmagickwitchcraft.com> to follow the exact steps. It also





includes pictures of different altar setups and a video demonstration of setup and “consecration” of tools and other items on your altar. (This is a must to harmonize the energy within the tools with the energy of the altar and your sacred space)

Replace the markers you used to define the directions (North, South, East, and West) with white candles. I like to place more candles around the border of the circle because I like to work my magick by candlelight.

Finally, repeat the purification ritual (detailed in the [Miracles In-A-Box](#)) for your altar and the circle. Then take a broom, or use your arm to clear out the space of the circle and push any negative or dark energy away.

Your first Witchcraft alter is born, **congratulations!** Now you can gradually increase it’s power to attract the Magick energies you will need in your spell work by adding meaningful objects to it. There are many specific examples of altar setups, and examples of objects that you can add. Above all, these objects must be a reflection of you. The more of “you” that goes into your altar, the more power you will be able to draw from it – and the more protection it will offer as you do your Magick.

How To Cast Spells That Work (And What You Are Doing Wrong If They Fail)

The most common questions I get from people new to Magick (and even sometimes people who have been struggling with it for years) is, “Why don’t any of my spells work? No matter what I try, nothing ever happens!”

Trust me on this: *Magick is easy once the “light bulb” goes on in your head!*


I’ve explained how Magick works in a previous section. Everything in the universe (even you) is made up of hidden energy. Imagine it as a Magickal force that surrounds everything in circular patterns, whispering and darting through every object.

Casting a spell (to find love, for example), or a ritual to bring protection is an attempt to send out and control this Magick energy to bring the outcome you desire.

A successful spell is simply the right “chain reaction” of energy that brings about your stroke of good luck, fortune, wealth, whatever it may be.

The chain reaction itself is very complex, but the act of casting a spell to begin this chain reaction is simple – anybody who truly believes has the power. If you don’t believe in something with full emotion, you won’t send out any energy, not even a spark.





To control the Magick energies within and around you – you must have courage, belief, discipline, dedication, will, and desire to control them and bring you the results you want.

And once you have cast your spell, and sent your energy out into the ether – you must let go of the spell. Don't dwell on it, and allow it to work. For example, let's say you cast a spell to open the doors of love and romance in your life.

If you wake up every morning (and all through the day) waiting, and constantly obsessing about who you are going to meet, and when it is going to happen – you will actual disturb the same energies you sent out to bring love in the first place!

Other than people not truly believing that Magick can bring them all that they desire, the most common reason spells fail is people not “allowing” them to work by obsessing on the results.

Set your Magick energies out into the universe, and let it go. Continue on with your life as you normally do – and your spell will be answered.

Those are the 2 biggest reasons for spells failing (belief, and allowing), but there could be other problems that you run into.


Other factors that effect successful spells are the times of the day, days of the week, planetary alignments corresponding to times of the day, seasons of the year, and many more.

Again, there are so many factors that increase (or hurt) the power and effectiveness of your spells – I didn't try to include them all into this small book. There are just too darn many. But if you want a complete list of everything that effects your spells – and how to maximize each of them (as well as a “fizzled” spell checklist) have a look at [Mastering The Magick Of Witchcraft](#). It contains a complete list of almost all of the factors that successful Magick depends on. You'll find out the best days to cast certain types of spells, along with all of the charts you need.

You'll also be given a checklist to go through whenever you cast a spell that doesn't “work”. You can follow along the steps and discover exactly what went wrong so that you can re-cast it successfully.

There is a lot of explanation that is done in the [DVDs](#) that I couldn't possibly cover in this book, but for now I will give you an example of a very basic chart you can use to make sure you cast your spells on the right days of the week:





Days of the Week

Each day of the week has an optimum time for different spell energies. Part of this is due to the planetary influences for each day.

Sunday – (*Sun – Male Energy*) – Best for spells dealing with fathers, authority figures, leadership, money, power, health, happiness, fortune, and hope.

Monday – (*Moon – Female Energy*) – Best for spells dealing with mothers, divination, fertility, growth, clarity, women's issues, merchandise, dreams, and theft.

Tuesday – (*Mars – Male Energy*) – Best for spells dealing with courage, success, sex (lust), violence, competition, conflict, survival, money, leadership, matrimony, wars, and enemies.

Wednesday – (*Mercury – Male Energy*) – Best for spells dealing communication, thought, wisdom, addiction, psychology, debt, fear, loss, and the arts.

Thursday – (*Jupiter – Male Energy*) – Best for spells dealing with growth, expansion, business, prosperity, abundance, health, success, big issues, honor, riches, clothing, and desire.

Friday – (*Venus – Female Energy*) – Best for spells dealing with love, beauty, romance, healing, protection, loyalty, friendship, strangers, trust, and women's issues.

Saturday – (*Saturn – Female Energy*) – Best for spells dealing with divination, psychic abilities, the elderly, illness, death, life, end of life issues, binding spells, constrictions, limitations, prisons, infidelity, and protection.

Why Meditation Is Your Key To Magick (And How To Do It For Recharging Magick Energy)

Meditation is one of the most importance activities you can do to increase your focus and control of the energies around you. You should always do some meditation as a daily devotional. (I'll tell you all about the daily devotionals a bit later)

Meditation uses visualization, focus, belief, and will to heighten your awareness and connection with the Magick energies you were born with. It will also heighten your psychic awareness for help in the divinations you will be doing.

The key to using meditation to increase your overall Magick power is consistency. Work with it on a daily basis. And it is quite simple.

Here are some quick steps you can start with to try out some meditation.





First, find a quiet place where you know you'll have at least 15 – 20 minutes of time without any interruptions.

Get comfortable – whatever position is most comfortable for you. I like to sit on a cushion on the floor, with my back against a wall.

If you'd like to lie down, make sure you will not drift off to sleep – you can't meditate when you are asleep!

Make sure you keep your spine straight throughout this process (I have a tendency to slouch slightly, so I really have to pay attention to this at first – until it feels natural).

Close your eyes and put your hands on your knees, palms up and fingers relaxed.

Relax. Take a deep breath in, hold, and breath out.

Focus on your breathing for at least a minute. Let it fall into a rhythmic pattern. I usually breath in for a count of 6, and then exhale for a count of 6. There may be a different pattern you are most comfortable with. The key is to actually find a pattern though.

Gradually slow your breathing down – slower and eeper. Visualize breathing in light and love, and breathing out negativity and fear.

Finally, visualize a sphere of pure, white light around you, filling and surrounding your body – charging you with its energy.

Now, focus on your feet. Clench them and then let them relax, letting all negativity flow out the bottom of your feet.


Next, move to your calves. Clench the muscles of your calves, and then relax them seeing all tension and negativity flowing down your legs and out your feet into the ground. Repeat this through all major muscles in your body (knees, thighs, pelvic region, buttocks, hips, lower back, mid section, upper back, fingers and hands, forearms and elbows, upper arms, shoulders, neck, chin, jaw, face, and lastly your head).

Feel all of your tension and negativity drain out of each part of your body, and be replaced by a sphere of white light.

Next, clear your mind and open your inner self to that higher place within you that maintains a constant connection to the Divine.

Spend your time in stillness, and commune with your deities – or even work on your visualization skills.





Finally, when you are finished, go back down through your entire body in reverse, charging each part with the energy of the white sphere to waken and refresh your entire physical self.

If you are interested in following along with a guided meditation specifically for Witchcraft spell casting, you can follow the one on these [DVD's](#).

Not only is good meditation calming and relaxing, but the visualizations you work on in your meditation can instantly put powerful Magick energies at work for you to accomplish whatever you desire. Now, imagine combining this power with actual spells and rituals – and how bundling the power of all the techniques I reveal can give you full control of your life.

You were born with a special power that most people never open their eyes to. Using this power, you can get the life you have always dreamed of, step by step. If you truly believe this, you are already almost there.

The Magick Circle (And Why You Must Create Your Own)

I've already explained what rituals are, so I am going to tell you all about your Magick circle.

Listen up because this is extremely important. You will be Casting a Magick circle before every ritual (and almost every spell) you ever do.

Not only will the Magick energy sent out be more powerful if you build it up within the circle, but the circle itself will protect you from negative thoughts and energies while you do your Magick spell work.

You created a non-physical circle when creating your internal sacred space, and a physical circle when you made your external sacred space.

For the purposes of rituals and spells, we will be focusing on casting your circle on the physical circle you created in your sacred space (around your altar).

Even if the circle around your altar is permanent, it is important to “re-cast” it each time you do a ritual or a spell.

There are some spells that don't require the use of a Magick circle (and some that don't even require you to be in your sacred space by your altar), but in most cases you will need to do all spell work in the confines of your Magick circle.

Casting a Magick circle is one of the most important things you will do on your path in Witchcraft. Your circle offers power for spells, and protection from evil





energies. You will cast a circle almost every time you do Magick work (which is sometimes every single day).

If your focus is not in the right place when you cast a circle, any Magick you do can be ineffective – and what’s worse, you can leave yourself open to negative energies tainting everything you do. That’s why it is so important to cast a circle in the right way.

This is one of the most important steps in your Magick journey, and soon it will be as natural as breathing. If you want, you can follow along with my Magick Circle demonstration on the [DVDs](#).

Your Daily Devotions

When you follow a Magick path, your success in that path depends on your ability to focus charged energies, and send them out into the universe to get whatever you desire.

If you ignore your connection to Magick energy, it will weaken – as will your power.

“Daily devotions” are things you do on a daily basis to strengthen the ability to control your inner Magick energy. A devotional routine helps to raise the energy daily, at various times.

Think of daily devotionals as short rituals of energy. They strengthen your connection, and also bring positive energies into your life.

Above all else you want to pick a routine that is right for you – and follow it every single day!

You can do all of your chosen devotionals at one time, or you can spread them out through the day. Find something that works within your schedule, and follow it.

Your devotionals can be anything that brings positive emotion into your heart. It can be something as simple as making diary entries into your Book of Shadows every night before bed. In your Book of Shadows, keep track of where negative patterns are in your life, and work to build on the positive ones in your mind – and in the Book of Shadows.

Another devotional “mini” ritual you can follow is to spend at least a few minutes breathing, meditating, and visualizing positive things to create positive energy in your life. You can even use the meditation exercise that I gave you previously in this book.





Here are a list of some devotionals that you can do every day. There is not a need to do all of them, but pick ones that you feel most comfortable with:

- Morning wake-up devotional
- Connecting to the Lord and Lady
- Connecting to the Divine, Infinite Energy
- Greeting Devotionals to the Spirits or Elements around you
- Connecting to Nature and the Earth Mother
- Journaling
- Food Blessing Devotional
- Breathing
- Meditation
- Visualization Exercises
- Playing with Energy

Remember, none of the devotionals you do should tire you out. And you should never be in a situation where you “dread” doing them. You should look forward to them – so make sure you select ones that work best for you.

Most of the devotionals above are self-explanatory, and you can “create” these devotionals any way that you wish. There are no “hard and fast rules” when doing your daily devotionals. (I demonstrate some of them in [Mastering The Magick Of Witchcraft](#))

For now, I will walk you through the simple but powerful “Playing with Energy” daily devotional.

STEP 1

Sit in a comfortable position, and begin the basics of the meditation exercise from earlier in this book. Once you have dropped into the stage of slowing your breathing, open your eyes.

STEP 2

Take your hands, palms facing, and briskly rub them together. While you are doing this, start calling the energy from around you into your body. Hold your hands out in front of you, palms facing each other, about twelve to eighteen inches from your face. This works best if you have a solid, dark background in the direction you are facing.

STEP 3

Focus first on your hands, and sending the energy in your body out the palms. When you feel the flow is good and strong, shift your focus to just past your hands, at a point on the background beyond them. Can you see the ethereal, nebulous energy between the palms?





It may take some time for you to see it, but keep working at it, you will. Once you can see the energy there, concentrate on making it brighter and darker, increasing the flows and lessening the flows. Keep playing with the energy on a regular basis, until you get comfortable with how to manipulate it to do what you want it to do.

STEP 4

Once you have reached that point, start playing further with the energy. Form it into a ball, move your hands closer and further apart, seeing the ball change in size and intensity.

As you get the hang of each one (over days, not minutes!), try different shapes and sizes. Play with the energy and get comfortable with its existence. This is the same energy you use in order to cast magick. Seeing it in solid form, even if there is still an ethereal quality to it, helps to strengthen your belief, and raise your levels of energy even higher.

How Astrology And Magick Are “Joined At The Hip”

Astrology and Magick energy are “joined at the hip”. If you open your heart to the Magick energy coursing inside of you, you can almost feel your connection with the universe.

You see, you are “charged” with the original energy of where the planets were at the time of your birth. That is the energy force you were born into – and it is the height of your power.

By discovering a few deep secrets about astrology, and the energy in the universe – you can increase the power and effectiveness of your spell work. At various times, the planets, moon, and stars can either work with your, or against you. It is important to know when the universe is on your side.

One of the most valuable tools you can have as a witch is an ephemeris. You can use them to check out the planetary influences on your Magick on any given day. Here are some free ones you can use:

<http://www.ephemeris.com/ephemeris.php>

<http://www.fortunecity.com/roswell/jekyll/75/fm.html>

http://www.astro.com/swiseph/swephe_e.htm?lang=h

I'd like to give you a quick example of how you would cast a spell, paying attention to the planets and the moon to make sure and cast it when the energies for that spell are at the highest level.

First, as always, you need to have a firm idea of why you are casting your Magick. What is the spell's intent? Let us say that we are casting a spell for wealth – specifically maybe you are trying to start a business making and selling your own



jewelry. You want your jewelry business to be a huge success, bringing in a lot of wealth.

In order to do this, I am going to choose a night of a full or even a waxing moon, for constructive spell casting. I'd like to have my jewelry sales really start going good on the date of November 15, 2006. The planetary influences that would govern success would be Mercury and Jupiter for wealth.

I would then go on-line to my ephemeris. The ephemeris shows me that for that day, a Tuesday (good for success and money), the full moon will be 9 degrees, 42 into Taurus, which we know governs Venus and creativity. So far, so good. I can live with the additional energy that will bring. Looking at Jupiter, I see it at 4 degrees, 17 in Scorpio (the symbol shown further up the column. This increasing some of the Mars energy, as we saw for the Tuesday energies. Jupiter may only be in the beginning stages, but its influence is waxing into the energies and not waning, so this is pretty fair, as well.

Now I look at the Mercury energies and see that it is at 10 degrees, 54 in Sagittarius, which will boost the Jupiter energies, BUT Mercury has just moved into retrograde. In this case, I would shift my magick casting to an earlier day, while the moon is waxing to full and prior to the retrograde, or I would wait until the full influences of Mercury retrograde have passed. The spell primarily involves an aspect of communication, and anything I do during Mercury retrograde would be working in opposition to that.

I know this sounds a little complicated, but I promise it is very easy to do. I'll show you all the "in's and out's" of it in the [Witchcraft Miracles In-A-Box](#). (There is also a full section on the power of "Moon Magick") I just wanted to make the point that it does matter when you cast a spell.

Too many people just don't pay attention to the way the energies are based on planetary alignments, and the moon.

I have seen spells completely fizzle out, with absolutely no results. But, when the same spells are recast at the right time, based on the planets and moon – I was astonished by the almost instantaneous results!


So do not discount these energies lightly!

It is much easier to float downstream with the natural flow of the energies then it is to swim upstream fighting against powerful currents.

The Witches' Celebrations (And Your Strengthening Bond With Magick)

This section is based heavily on Wiccan beliefs, but if you practice some other Magick path, you can adapt some of the celebrations discussed here to your own versions, celebrating your own deities.





Esbats are celebrations of the moon and the Goddess energy, Sabbats are celebrations of the sun and the God energy

Most people are familiar with the Lesser Sabbats, which are held on the Vernal (Ostara) and Autumnal (Mabon) Equinoxes, and the Summer (Midsummer) and Winter (Yule) Solstices. Then there are the Greater Sabbats, held at Samhain (Halloween – October 31), Imbolc (Ground Hog's Day – February 2), Beltane (The night before May Day – April 30), and Lughnassad (August 2).

The Sabbats are a time for celebration and ritual, but magickal casting is not usually done during the Sabbats except in the case of emergencies. The Sabbats are a time to relax and recharge your energies, while honoring the ones you connect to in order to use those energies. The Sabbats are purely a time of celebration and for holding rituals to honor deity. As opposed to man-made rituals that often coincide with the Sabbats, the witches' holidays were specifically set up to follow the natural cycles of the Earth and the seasons.

Tuning into the energies available during the Sabbat celebrations are extremely important. First, it offers rest – and second, your energies “recharge” to prepare for the Magick work you do in the coming weeks after the Sabbat is over.

To give you a taste of a sabbat celebration, I will walk you through a simple version of the Midsummer Honoring.

A Simple Midsummer Honoring

STEP 1

Choose a bright sunny place outdoors. A grassy place is best, for comfort and connecting, but sitting on something like a bench is fine, too. Begin your meditation starting exercises to bring you to a place of inner power and peace.

STEP 2

When you are ready, cast your circle around yourself, visualizing it circling you and keeping you protected within its confines. See the glow of it closing around you, as you call in the Elements, the Guardians at the Gates, or however else you would normally cast your circle in the physical.

STEP 3

Call upon the God and Goddess to come into your circle, bringing with them the blessings of Divine Spirit.

STEP 4

Take the time now to connect with the God and Goddess. Contemplate on the meanings that Midsummer holds. It is a time for love, healing, protection, and purification. It is a time for the Earth to ripen from the





seeds first sewn and coming to life past the energies of Spring. See these life forms growing. Send your blessings to their form, as though an unborn child about to burst forth from the womb.

STEP 5

Take time to think about the full season, the blossoming of the Earth energies, and the power that we receive from our connection to her. Contemplate the joys and blessings of your own life, and share it with her. Send the love and warmth that you feel into the ground beneath your body.

STEP 6

When you are done communing with the energy of the Earth Mother, and sharing her blessings and yours, then thank her for her patience in your growth. Send to her the love that you feel as her caretaker. Ask her if there is anything that you can do for her during this coming season that will offer enrichment to her existence. Listen carefully and follow through with anything she may ask of you.

STEP 7

When you have spoken again to the Earth Mother and have heard her words, it is time to come back to your physical state of awareness. Ground yourself and any excess energy into the Earth beneath you. If you want, have a light snack of raw fruit to help ground, and to honor the bounty of the Earth that is to come. Thank the Spirits and the deities that you have called to your circle and ask them to depart, and then close your circle. When you leave your circle, give thanks again for connecting to the God and Goddess, and the Earth, on this honored occasion.


As you can see, the Sabbats do not have to be celebrated in full ritual format, but they can be as simple or complicated as you make them.

Writing Your Own Spells (The Secret Of A Spell Recipe That Works)

Casting spells is an art form, in which ritual is often a display for that art form. It puts the spell in the light of the best possible setting to make it shine. They are a charging and sending out of your will. It is a working with deities, spirits and energies to bring your desired outcome using Magick energy.

There are thousands upon thousands of spells – some are complete hoaxes, and some were crafted with experience. It is important to find someone that you trust to give you spells that they actually use in their lives. The spells should be simple, effective, and above all – safe.





When in the hands of careless people who are not aware of the powers they are trying to use, Magick can be a scary thing. You can get spells off the Internet, from books, friends, and a variety of other places.

Please – before every sitting down to cast a spell, consider the source. Did you get the spell from a trusted source, who is experienced in the art of Witchcraft? Or did you download it “willy nilly” off some site you found on the Internet?

All of the spells you ever get from me, I have cast myself – and I have proven that they work. I will never give you anything that I haven’t personally used myself (and been successful with).

That being said, I want to talk about something that most people never think about. It is one of the most powerful techniques I have come across in all my years on the Magick path.

You have the power to write your own spells that will accomplish anything you want!

Some of the most powerful spells I have ever used are ones that I wrote myself – for myself. And because the spells came from my heart – I put my full emotion into them from beginning to end – and the results were amazing.

Creating your own spell is like putting together a recipe.

The ingredients are found in the moon phases, planetary attributes and influences, colors, and herbs. The tools you use to stir up the spell and charge it are your candles; your altar becomes your mixing bowl; and the force of your will, desire, and belief mixes the ingredients together. The energy you use for the spell bakes the ingredients into the final product.

There are as many spells as there are desires, and the more familiar you become with casting spells (and all of the “things” that go into spells), the easier it will be to create your own spells. And the power of Magick energy you are able to create with spells that come directly from your heart, for your needs, is the most powerful form of Magick you will ever cast.

The ingredients and tools that you use are purely dependent upon not only what traditional magickal properties they might possess, but also what they mean to you as far as symbology goes.

There are different ways to set up the wording of your spells. They can be as simple as a two line “charge” to enforce your will, rhyming couplets (my personal favorite, since it helps me to better remember the words without referring back to written instructions), eloquent and lengthy prose to charge the spell to the energy of your will, or simply the use of repeating or chanting a single word over and over again.





Everything that you put into the spell – the ingredients, the words, the time of day, etc – come together with your desire, emotion, and belief to bring your desired outcome (sometimes within a day).

A quick word of warning: you should “steer clear” of casting spells to harm or control other people in any way. Not only does this go against the Witchcraft Ethics and Responsibilities I went over before – but trying to control someone else (or cause harm to them), opens doors in the future that you may not want opened. I have seen people loose everything because they practiced Magick in ways that go against common morality. Always make sure your heart is in the right place, and that you feel good about casting a spell.

Now, here are the things you will want to do while creating your spell. Make sure to write down an outline for the spell on paper so you won’t forget anything.

- Even if your spell is sounding silly as you write it – keep writing, as long as it is coming from your heart, and is for an intense desire that you have.
- Unless it is an emergency situation, plan out the best timing for when to cast the spell – planetary influences, moon phases, etc.
- When you have finished your spell, write it down in your Book of Shadows.
- Record the results of your spell, and any feelings you had while casting it in your Book of Shadows
- Revise the spell as necessary (in your Book of Shadows) as you figure out what went right and what went wrong.

I have included an easy 12-step formula for you to use when creating your own spells in my life’s work <http://www.masteringmagickwitchcraft.com>. I also walk you through a full example of a secret spell I wrote many years ago (and I have never showed anybody until now). Not only will it give you a great example to follow when you write your own spells, but it is also a spell you can use for yourself. I promise, you’ll love it -because it has to do with bringing a flood of good luck into your life!

I didn’t include the formula or my secret spell in this book because writing your own spells can give you very unpredictable results. It is no secret that some people that have never used Magick in their lives will get ahold of this book and try to write their own spells. My [life’s work](#) makes sure that whoever uses the formula to write their own spells, has progressed through my lessons and has the experience to handle it.

Your Beginning Spells (Simple But Powerful Love, Money, And Protection Spells)

By now you are familiar with Witchcraft and Magick, and what wonders they are capable of bringing into your life. Maybe you haven’t yet decided that this is the





path for you yet. Whether you have, or haven't, do me a favor and go through some of the exercises I laid out for you above. Prepare your sacred space, go through the meditation, and build your altar.

Then I want you to practice some of these beginner spells I am about to give you. I want you to focus on your desires in life, and I want you to get in touch with the power you were born with. Feel the energy all around you – create a bond with it.

And then go along the path that your heart tells you – and don't let anything (or anyone) else tell you what to do.

Trust me, you'll know if the Magick path is right for you. *You'll feel it.*

Beginner Spell #1 : A Simple Love Candle Spell

You would normally prepare your altar, internal sacred space, and cast your Magick circle. But if you just want to practice, and aren't sure how to cast a circle yet, this spell is safe enough to do without a circle.

This spell is simple, yet very powerful in bringing love into your life. Follow the suggestions I gave before on focus, meditation, and belief. Think about all the things I have shown you up to this point. When your heart is ready, begin. (This spell works best at night, at your altar)

You will need a pink candle, a selection of love herbs (roses, rosemary, orrisroot, heartsease, and vervain) and essential oils that draw love and relationships, and a rose quartz crystal.

STEP 1

Hollow out a hole in the bottom of the candle, about an inch deep. Save the shavings of wax. Grind the oils and herbs together with your mortar and pestle (or spoon and bowl).

STEP 2

While you do this, charge the herbs by chanting the following:

*"True love, come unto me,
Over mountain, land, and sea.
Into these herbs of passion's Fire,
Send to me my hearts desire."*





STEP 3

Load the magickally charged herbs into the hole in the candle. Melt the wax shavings and seal the hole. Inscribe your magickal intent on the candle with the crystal and anoint the crystal in blessing oil.

STEP 4

Light the candle and send out the energy. Make sure you burn the candle in a deep candle cup because when the flame reaches the herbs they usually ignite and send the energy out quickly.

Beginner Spell #2 – Make a Piggy Bank Seed

This extremely simple spell is so easy it is almost funny. Don't let that fool you though, it works very well to bring wealth into your life. My Grandmother had me do it as a child (it worked so well, I still have the same dollar bill in a piggy bank almost 30 years later).

This spell also works best in the evening, and in the protection of a Magick circle – at your altar.

You will need:

- A piggy bank
- A dollar bill, play money, or a piece of paper
- Clove oil
- Green or gold thread

STEP 1


Dab the four corners of the money, play money, or paper with clove oil. Fold the bill three times.

STEP 2

Wrapping towards you, wind the thread around the dollar bill. Tie it with three knots. Place this seed dollar in the piggy bank. The anointed dollar will act as seed money and will draw more money to it (and into your life).

Beginner Spell #3 – Dragon Protection

This spell will create energy of protection through your aura – giving your protection from bad luck, and bad energies.



This is best done after you have cast your Magick circle, in your sacred space around your altar.

You will need one white or purple candle to represent yourself and one black candle for the earth dragon.

STEP 1

Cast your magick circle. Stir the dragon of the element of the north (Earth). Light the earth dragon candle and chant these words:

*“Earth dragon strong and true,
Send to me your magick new.
Egg of protection we shall see,
This is my will so mote it be.”*

As you chant, envision energy moving from the dragon candle to the one that represents you. See the energy around your candle as green light in the shape of an egg.

STEP 2

When you feel this has been accomplished, light your candle from the dragon candle. See your magick happening and know you are protected. Snuff out your candle and put it in a safe place. Any time you need additional protection, light this magickally charged candle. Remember to snuff it out (don't blow it out) and put it in a safe place.

(NOTE: There are dozens more Love, Money, and protection spells for a variety of situations and desires in [Mastering The Magick Of Witchcraft](#). They range from beginner to advanced spells, and you'll also see step-by-step spell walkthroughs along with [DVD demonstrations](#))

Divination (How To See The Future)

To make a long story short, divination is the art of seeing into the future (and the past).

You see, time is not “linear”. What I mean by that is: all things past, present, and future are happening simultaneously right now on other planes of existence. I know, it is a difficult concept to grasp, but you don't need to fully understand.

What you do need to understand is that you can get a glimpse into other planes and see what the possibilities for your future are. You can see into the future, and





you can have your deepest questions answered about things in your life you are dying to know.

And, don't let the future scare you. Even if you see some bad things for you in the future – you can change that future. Because those things have not come to pass in THIS plane of existence yet – means that you have an opportunity to see ahead, and avoid those mistakes.

The future of any person or given situation may change, if a different decision is made to take things into a direction of another path in the future.

The most traditional methods of divination are as follows:

Numerology – it is the study of what numbers in your life mean when examined from a magickal perspective. It can show our path into the future, and how we must change to positive growth in our lives.

Tarot Cards – it is an advanced form of cartomancy. It is the use of cards falling in a certain position when laid out, each with their own meaning based on the symbology of the card. Combined, these aspects help to give a better grasp into the future of the path the individual is on at that moment in time, and what that means for their future.

Runes – much like the Tarot, Runes have their own symbology. By drawing a rune while asking a question and then studying the symbology of the rune, you can determine where your current course of action is leading you and what might be done to change an undesirable future.


Pendulum - pendulums are made of different materials. Some are permanent; some are thrown together from whatever is on hand. The pendulum can answer questions asked of it to give you better insight into the future

Square of Mercury - This is a cabalistic form of divination. It is usually used as a base for other forms of divination. It draws the power of Mercury, the Great Diviner into strengthen and better unfold future events.

Scrying/Crystal Balls/Magick Mirrors - These are general focus tools used to see into the future. Sometimes full images and scenes will play themselves out in the depths of the reflections. Sometimes you will only see symbols. Other times it may be a fog or clouds that move one way or another in answer to your questions.

Necromancy - This is a form of divination used to communicate with spirits of the dead, and must not be entered into lightly. The spirits of the dead are said to have answers to past and future, because they have pierced the veil of living in linear time and have the ability to see all things at all times.





Bibliomancy - This is a form of divination where you take a Bible (but any other book or tome of wisdom may suffice), ask your question, open the book at random and start reading where your eyes fall on the pages to receive your answer. Another method is to take a needle and open the book, pinpointing the place where you should begin reading for your answer.

Auguries - Simply put, the signs of nature and other happenings around you. This was the method employed by many of the ancient shamans. A question is asked and then they waited to see what symbols appeared in nature, which way the clouds moved, or the birds flew. These were all ways that they determined the answer to their questions, and gauged what was to unfold for the future.

Ouija Board - I wanted to add this in here, because so many people have played with Ouija boards as a game to ask questions of the spirits. It is a method of finding out answers for the past, present, and future. As with necromancy, must not be undertaken lightly. One thing that people fail to recognize in their “game playing” with the Ouija board, is that you are, essentially, opening a gateway between the worlds to communicate with spirits. I recommend staying away from them. If you feel this is a tool you would like to use, then set your basic circles of protections in place and treat the use of the board with the care and respect that you would with any ritual.

The art of Divination is one of careful practice. If you want to see (with your own eyes) complete step-by-step divinations using pendulums, scrying, Magick mirrors, and more see the [DVDs](#). You’ll see how easy it is to see into the future successfully, almost every time you try.


Secrets Of Love Spells (And 3 Spells That Will Bend Your Fate, Bringing Love)

Tapping into the power of the hidden Magick energy swirling around you can bring many miracles into your life. One of the most sought after miracles, is that of love.

Love, romance, passion, and friendship. It is human nature to want to be loved, and the desire is deep – and it is full of strong emotion.

That is exactly why Magick works so well to open doors of love all around you – bringing “chance” meetings with special people into your path in life. Love Magick basically uses your strong desire and emotion to influence Magick energy, and bring any kind of Love you are looking for.

The secret lies in being able to focus your desire and emotion through Love spells. It is easy to do, and you are going to be amazed at how fast it works. The more you desire love, and the more emotion you feel when imagining what it will be like to have someone – the more powerful the effects of your Love spells.



I am going to give you a few simple examples of Love spells that you can practice on your own, but first I give you this strong word of warning:

Using Love spells (or any other kind of spells) that effect someone else's free will, can have some very bad outcomes. Please respect the power that you are capable of, and don't try to altar these basic (but powerful) Love spells in any way.

Also, if you feel uncertain about casting spells at this point, please do not even try. Wait until you are comfortable with Magick, whether you let me teach you, or you find another teacher. You must feel comfortable before casting ANY spell (no matter how harmless it seems)

Self Love Spell

If you feel bad about yourself, no Love spell can help you. Oh, the Love spells will still bring opportunities for Love to you, but if you are not confident (because you don't truly Love yourself) – then you won't be able to do anything about the opportunities presented to you by Love Magick.

If you are not confident, look at only your faults, and have a negative view of yourself – this spell is your first step. Do it every day for a week to bring Self Love into your heart. Only then will you be on the road to finding true love with someone else.

First, of course, prepare your external sacred space, and cast your Magick circle around your altar. Then...

On a Sunday during the waxing Moon, in the fourth hour of darkness:

STEP 1

Light a white candle and another candle of your favorite color.

STEP 2

Place a pink rose in a vase of water next to the candles.

STEP 3

Place two halves of an apple before the candles.

STEP 4

Sit quietly before the candles. Feel yourself surrounded by pink light. Breathe the light.





STEP 5

Talk one half of the apple in your right hand. Pass it into your left hand.

Say Aloud:

*"I honor and love myself as a whole being
I take delight in myself and I affirm
There is much love within me."*

STEP 6

Eat the half of the apple that's in your hand. Leave the other half as an offering until the moon is full. Blow out the candles.

Spell For Attracting Romantic Prospects

This simple spell will put a strong force of Magick Energy at work for you, even while you sleep. Your belief, desire, and focus will be set to work to influence your fate – bringing romantic prospects to you one after another, until a connection is made.

Don't let it's simplicity fool you – it works extremely well as long as you are familiar with all of the techniques I have shown you previously in this book.

First, of course, prepare your external sacred space, and cast your Magick circle around your altar. Then...

On a Thursday during a waxing Moon, in the first hour after sunset:

STEP 1

Light a purple candle and place it before a bowl of water.

STEP 2


Hold a mirror up to the candle, the water, and then to your face. Gaze into your own eyes. Concentrate on your beauty, your lovability, and your desirability.

STEP 3

Hold the mirror up to the candle again.

Say Aloud:

"In the grace of the universe



*And in the abundance of love,
I affirm I am greatly desirable
And open to the bounty of love around me.
The flow of love, romance, and partnership is ever abundant,
And in line with the greater good, I create and attract romance.”*

STEP 4

With your fingers, put water on the top of your head, in your mouth, and on your heart center. Blow out the candles.

Spell For A Long & Happy Relationship

When you have found someone special, someone you are falling in love with – this spell will increase the bond between you and that person.

It does not “force” the bond, but rather magnifies each of your good qualities so that the other can see them more easily. Once everything good about you is magnified, the other person naturally grows more and more fond of you.

First, of course, prepare your external sacred space, and cast your Magick circle around your altar. Then...

On a Friday during the third hour of darkness:

STEP 1

Place a potted cyclamen in the room, and water the plant.

STEP 2

Light three candles: deep red purple, and white.

STEP 3

Say Aloud: *“I ask the goddess Branwen to bestow
True love on my union with (insert name).”*

STEP 4

Breathe your love into your heart. Place the red candle in front of the other candles.

*“I ask that this be done for the greater good/
So be it.
And so it is.”*





STEP 5

Gaze at the flames in each candle, and when you are ready, blow them out.

Love Magick Summary

Remember that it is important for you to be grounded in the basics of Magick and Witchcraft before you attempt any serious Love Magick. Because desire and emotion are tied so strongly to Love, the spells can have some unpredictable results if you haven't practiced the basic secrets of real Witchcraft.

If you are interested in letting me “hold you by the hand” through dozens of Basic, Intermediate, and Advanced Love spells (for almost every need and desire) you should consider taking a look at my life's work [Mastering The Magick Of Witchcraft](#). The included DVDs are something my students really get a lot out of, and they are able to learn the secrets quickly and easily.

And please remember the section on your Witchcraft ethics and responsibilities. Think twice before *EVER* casting a spell to affect someone's free will. It really can come back to haunt you later in life (in the form of frustrated relationships, bad “karma” and other unpredictable things).

How Signs, Symbols, and Colors Can Enhance Your Magick Energy

Remember, you don't need anything external to do Magick. The Magick is inside of you.

But, especially when you are just beginning, certain things can increase your desired effects of Magick (in very big ways).

This is because you are able to draw on the energies added by external tools (which each are imbued with their own energies). More importantly, you draw on the added belief these tools add to your subconscious mind.

Let's start with color – one of the most basic of energies that you can incorporate into your Magick.

The use of color in your spells can effect the outcome in two different ways.

First, are the Magick properties of the colors themselves. Each color reflects light in a different way, which is composed of a different energy that will have different effects on your Magick.



Here are a list of the colors you can use in your spells, and the type of Magick and how using each of them will effect your spells:

Black – use to ban negativity, in working with that which is hidden and in need of being revealed, in meditations on major life changes, and in connecting with Goddess/Mother energy.

Purple – use for psychic development, personal power, spirituality, prosperity, and connection with spirit world, success.

Green – use for growth, fertility/productivity, financial prosperity, earth connection, rejuvenation, and success.

Dark Green – use against greed and overly ambitious influences.

Bright Green – attracts love, social status, and fertility

Orange – use for energy, growth, and for drawing things toward you (as in drawing wealth toward you in ritual).

Blue – use for spirituality, wisdom, peace, harmony, and well-being.

Light Blue – use for serenity, peace, and stress reduction, meditations.

Dark Blue – use for prophetic dreams, need for laughter, increase of something.

Red – use for courage, love/passion, Father energy, health, and strength.

Gray – use for meditation, neutralizer, creates confusion.

Pink – use for romantic love, friendship, hope, rest, and relief from stress.

Gold – use for God, sun/masculine energy, and prosperity.

Indigo – use for deep meditations, stopping situations (such as gossip).

Brown – use for finding lost things, sometimes earth energy, concentration and study, prosperity, decision-making, and balance.

Magenta – use for higher frequencies, draws intense spiritual power for fast action, promotes spiritual healing.

Second, colors evoke different feelings and emotions within YOU. And the emotions they create can be different for each person. For example, maybe the color Red brings emotions of fear into you (for one reason or another). For another person, maybe the same color red evokes emotions of excitement and passion.

Simply do not use a color if it brings negative emotion to you, or none at all. Use the colors that deliver strong positive emotions of happiness, love, adventure, and excitement!

So use the specific Magick energies of colors above, and also use colors that bring strong positive emotions into your heart for spells filled with intense power.





Symbols And Other Tools

Everything - from tools I have described before - to written symbols (etched/embroidered/written onto clothes, altars, candles, etc), runes, magickal clothing, jewelry, brooms (for sweeping out your sacred space), crystal, charms, amulets, talismans, and personal power symbols can have a strong effect on your Magick.

Just like colors, each item you use is filled to the brim with hidden energies. Energies that come to life when you cast a spell or do a ritual with the objects close by.

Just like colors, the more special the object or symbol is to you, the higher your positive emotion will be when casting your Magick. And emotion is the secret to sending out laser-focused Magick that will create the miracles you want, when you want them.

Note: After you have been through the first 3 units of [Mastering The Magick Of Witchcraft](#), you will be able to use a special ritual (fully demonstrated on video) on how to charge a commonly found item in your home with special Magick energy that will instantly increase the results of every single spell you ever cast from here on out. It takes 8 steps (with a little help from the moon). It is a little advanced, which is why I didn't include it in this book.

Magick Triggers (How To Make A Complex Ritual Simple)

Think of "Triggers" as an entire spell or ritual that has been assigned to a simple action, motion, word, or thought.


Triggers give you the ability to "store" a lengthy spell or ritual that you need to use often into a simple gesture.

Any time you need to send out the Magick energies of the spell or ritual, you can invoke the trigger to instantly cast the spell – any time you want.

The more complex the spell or ritual that you want to store in a trigger, the more difficult it is (and the more experience you need to pull it off). And keep in mind, the first few times you use the trigger, the spell may not be very successful. But the more you use the trigger, the more powerful the spells Magick will become.

The real secret for using successful triggers is to "program" your trigger so that you remember all of the emotion, belief, and focus that went into the assigned spell or ritual. And to "feel" all of that fast, at the moment you use your trigger.





Since it is very important to start with triggers that are simple, I have laid out a step-by-step example you can follow along with and practice.

The triggers used here are simply for casting your circle, and then opening your circle at the end.

In between the “circle casting” and “opening circle” triggers, I decided to take this opportunity to show you an important spell you can do to reverse any spell that you previously cast.

This spell is very important to use if you ever feel you “messed up” when casting a spell – or you decide that a spell that you had cast was something you really didn’t want after all.

Here it is:

Spell Reversal Using Triggers To Cast and Open your Magick Circle

STEP 1

Cast your circle by pointing your finger first to the east, and completing a full circle around you three times. While doing this, focus on the circle of protection being drawn around you. At the last round, salute to each of the quarters, asking their presence while you do so, by pausing at the direction of each gate before moving to complete the circle.

STEP 2

Sit at your altar, visualizing the spell that you last cast, and picturing how it went wrong. You don’t need to spend much more time than thirty seconds to do this. After all, you do not want to add any more negative energy to empower the spell, you just want to make sure that you have the spell clearly in your mind.

STEP 3

When you have it visualized, use your hand to cut through the image in front of you, slicing it up with your hand like a knife, while saying the following:

*“My spell went wrong
Please reverse it
Do not mess it up
And do not pervert it.”*





STEP 4

Visualize the cut pieces evaporating into thin air, the energy that went into it sliced up and dissipated.

STEP 5

When you are finished, break your circle by saluting each of the quarters in reverse and asking for them to depart, and finishing the last two rounds counterclockwise, to undo the power of the circle and let it go.

Magick With Candles, Poppets, Mirrors, Powders, and Potions

Even though candles, poppets, mirrors, powders, and potions are technically “tools”, they are so important to Magick (especially candles), that I wanted to dedicate an entire section to them.

First, candles.

As one of the most used tools in almost every path of Witchcraft, the flame burning on candles releases Magick energy that bring about your spells desired outcome.

Candles also increase the focus of your concentration, and the energy that you send out yourself – which increases the effects of your Magick.

But before you use candles in your spells and rituals – you must prepare or anoint your candles so they bring maximum effects to your spells.

This is something that most Witches pay little or no attention to. Many of them have no idea that preparing candles (following the 2 simple steps I am about to give you) will have an astonishing effect on any spells that are cast!

So get ready to fill your candles with your heartfelt energies to draw a much bigger amount of energy into your spells (and trust me, the increased results of your spells will speak for themselves).

Here is what you do:

STEP 1

Hold the candle first so that the base is pointing toward you, and the wick away from you. If you will be using the candle to draw something to you, then rub the oil on the candle from the mid-point of the candle, stroking the length toward you.



STEP 2

Then turn it so the wick is facing you, and repeat the same, stroking the oil again toward you from the candle's mid-point. If you will be using the candle to send out magick to someone or something else, or to rid yourself of a situation, then with the candle held in the same position as described above, stroke the oil from the base to mid-point going away from you, and then turn the candle around and do the same from wick to mid-point. Your candle is now anointed properly for use in your magick.

Next, I want to tell you about Poppet Magick.

Magick with Poppets is usually done when you are directing a spell at a specific person (hopefully with their permission, and never to affect their free will). For example, spells for healing, losing weight, protection, and love (remember, you must have their permission!).

Creating a Poppet is very simple. All you need is some cloth (or fabric) in a color that feels right for the spell you are trying to cast. Poppets are created in such a way where you can stuff them with special herbs depending on the spell you are casting.

If you are doing some form of Love Magick for instance, you would stuff the poppet with Love herbs mentioned in the Herb section. (you may even include a photo of a person who has given you permission to do the spell on, or one of their hairs, etc)


You would then cleanse and consecrate the poppet for the four elements, before using the poppet in a spell.

If you ever cast a spell using a poppet, remember that to end the spell (if you ever want to), you simply need to cast a circle, and take apart the poppet within the circle to remove the effects of the spell.

Now I want to tell you all about using Mirrors in your Magick.

Though they aren't used quite as much as some of the other tools, their use can create results that other tools can't (such as the ability to see into the future in certain divination spells and rituals).

Not only are they used in Divination and Scrying (both discussed earlier in this book), but if a mirror is consecrated and blessed under a full moon it can be used to reflect negative energy – creating one of the strongest barriers for protection.



And it also works for positive energy. If someone sends positive Magick (or simple positive “thoughts”) in your direction – not only will they be beneficial to you, but your mirrors will reflect this positive energy back to the sender.

There are also many spells that incorporate mirrors to bring inner beauty to the surface for the entire world to see – making you more attractive to other people in every single way. (and yes, some of the Mirror Magick will attract *romantic* prospects into your life)

Lastly, there are some advanced forms of home protection spells that use mirrors. One of the most powerful protection spells incorporates both Candle Magick and Mirror Magick. Even though it's not that complicated, I decided not to show the steps here. It is important for you to actually see the spell being done in a demonstration. I would never want you to be in a situation where you do the spell on your own without any guidance – and think your home is protected, and be completely unaware that it is *not* protected at all!

To see exactly how to do this powerful protection spell please see the details about the [Magick Miracles In-A-Box](#). You will also get walkthroughs and demonstrations of **dozens of my Grandmothers advanced candle spells** (including a special way of preparing your candles to bring the spell results you desire), and how to create and use Magick poppets (**with some very old poppet Magick technique demonstrations and spells**).

Powders and Potions

I wanted to touch briefly on powders and potions in Magick. You really won't use them all that much, but there will come a time where you will use one or both of them.

Powders are a blend of herbs or other items that contain Magickal properties. The powder is used to enhance the results of certain spells, because you actually infuse the powder with your Magickal intent before using it. Usually the powder is used to sprinkle over objects or blow into the winds outside.


Potions, despite what movies would have you believe, are not usually made for drinking. They are usually used for “anointing” certain objects before your spell work, or rubbing on your body if the spell calls for it.

Potions are usually created by either steaming herbs in water for about 10 minutes, or by steeping then overnight by the light of the full moon.

Crystals/Stones, Herbs, Oils

All of these items are used in a lot of spells and rituals, and it is important for you to understand more about them before using them.





Crystals/Stones


Each rock (whether it is a crystal or not) has a higher or lower density vibration. This makes certain rocks (crystals & stones) powerful collectors of Magick energy.

Whenever you are in a situation where you are about to buy stones or crystals, it is important to physically touch different ones before buying them. It helps to close your eyes and really “feel” the stone – concentrate on how the stone resonates with you, and select the ones that are special.

Here I list the most commonly used stones that will help you with your Magick work (along with their Magick properties):

- Amber – changes negative energy into positive energy; protection
- Amethyst – courage, psychic energies, dreams, healing addictions (especially alcohol), peace, happiness, love; opens crown chakra
- Apache’s Tear – protection, luck
- Aventurine – money, luck, mental agility, visual acuity, peace, healing; opens heart chakra
- Azurite – psychic energy, dreams, divination (the art of looking into the future), healing, concentration, transformation
- Bloodstone – courage, strength, victory, wealth, self-confidence, success in business and legal affairs; stops bleeding; helps regulate the first four chakras
- Carnelian – courage, sexual energy, verbal skill, peace; alleviates jealousy, apathy, fear, and rage
- Chrysocolla – wisdom, peace, love, communication, vitality
- Citrine – psychic powers, protection, creativity, sexual energy; deflects nightmares
- Clear quartz – intensifies energy (both positive and negative)
- Coral – protection from evil; resolves conflicts
- Diamond – courage strength, healing, protection, spirituality, mental and sexual abilities
- Dolomite – relieves sorrow
- Emerald – prosperity, mental and psychic abilities, dreams, meditation, visual acuity, love, peace, balance; opens the heart chakra
- Fluorite – balances and stabilizes relationships
- Garnet – strength, physical energy, healing, protection, purification, compassion; opens the root and crown chakras
- Geode – fertility, childbirth, meditation, freedom of spirit, psychic abilities, dreams, astral travel
- Hematite – grounding, calming, healing, divination, intuition, physical strength; aids restful sleep
- Herkimer Diamond – enhances psychic abilities and clairvoyance





Jade- healing, protection, wisdom, prosperity, love, long life, fertility, courage, peace
Jasper- healing, protection, health, beauty, energy
Jet- protection, hex breaking; dispels fear
Lapis Lazuli – courage, joy, love, fidelity, psychic abilities, protection, healing, beauty, prosperity
Lepidolite – peace, spirituality, psychic, strength, luck, protection, psychic abilities, emotional balance; deflects nightmares
Lodestone – cleanses crystals and aligns their energies, balances the chakras, removes obstacles
Malachite – power, energy, protection, love, peace, success in business, vision quests, gardening
Marble – protection, dream recall, meditation
Meteorite – enhances work with spiritual and celestial beings
Moonstone – grounding, love, divination, sleep, gardening, protection, youth, harmony, peace, magick, travel
Obsidian – grounding, divination, protection; deflects negativity
Onyx – emotional balance, self-control (especially in sexual matters), binding, protection (especially against someone else's magick), strength
Opal – beauty, prosperity, luck, power, psychic abilities, visual acuity, emotional balance
Pearl – manifests truth, peace, and serenity
Peridot – protection, prosperity, sleep, health, emotional balance, intuition
Rose Quartz – love, peace, happiness, healing (especially of the emotions)
Ruby – prosperity, power, courage, integrity, joy; deflects nightmares
Sapphire – psychic abilities, inspiration, love, meditation, peace, healing, power, prosperity, protection
Smokey Quartz – healing, directing and absorbing energy, altered states; dissolves negative energy
Sodalite – healing, meditation, wisdom, calm, grounding, stress reducer
Sunstone – protection, energy, health, passion, sexuality
Tiger's Eye – courage, prosperity, protection, energy, luck, judgment and common sense, honesty, divination; eases depression
Tourmaline – love, friendship, prosperity, business, peace, sleep, energy, courage, protection, inspiration; opens the third eye center, or the sixth chakra
Turquoise – courage, protection, prosperity, luck, friendship, healing, communication, happiness, emotional balance, astral travel; strengthens all the chakras
Zircon – protection (especially from theft), beauty, love, peace, sexual energy, healing, mental alertness, emotional balance



Herbs


Herbs also bring unique Magick energies to the table when doing spell work. Not only do we Witches use them for spells, but herbs are also becoming more popular to treat health ailments throughout the world.

Before ever ingesting herbs (for any reason), it is important to consult with a doctor or herbologist who can make sure that nothing you drink or eat will be harmful.


In your Magick you will usually ground herbs into fine powders, or stuff poppets with herbs that will release the energies you are looking for to bring about the best spell results.

Here is a listing of the herbs with their Magick properties:

Acacia – Protection, psychic powers
Allspice – Money, luck, healing
Almond – Money, prosperity, wisdom
Amber – For stability, self-confidence, and peace
Ambergris – To awaken love and emotion
Angelica Root – Used for protection and exorcism and to cause visions
Anise – Protection, purification, youth
Apple Blossom – For love and friendship
Balm of Gilead – Attract new love, mend broken heart, protection, healing
Bayberry – Money, good luck, peace, harmony, well-being
Benzoin – Purification, prosperity
Bergamot – Money, hex-breaking
Blessed Thistle – For purification and protection from evil, used in hex-breaking spells
Buckeye – Carry to attract money and to ward off aches and pains
Camphor – To awaken past life memories, stimulates psychic awareness
Carnation – Protection, strength, healing, vitality
Catnip – Creates a psychic bond with cats, attracts good spirits, love and luck
Cedar – Healing, courage, purification, protection, money, hex-breaking
Chamomile – For sleep and meditation, and to attract money
Cherry – Divination, love
Cinnamon – Lust, love, success, power, psychic awareness, healing, protection
Clove – Money, love, lust, exorcism, protection
Clover – Protection, money, love, fidelity, success, exorcism
Coltsfoot – Draws peace and tranquility, promotes visions, also used in spells involving animals
Comfrey – For safety during travel and to draw money
Cyclemen – To draw love and truth
Cypress – For comfort and solace, to ease feelings of loss
Damiana – Used for lust and love



Dragon's Blood – Power amplifier, protection, love, banishing, potency
Eucalyptus – Healing, protection
Five Finger Grass (cinquefoil) – Protection, prophetic dreams, wisdom, and success in court cases
Frankincense – Spirituality, protection, exorcism, consecration
Galangal – For courage, strength, and for avoiding legal problems
Gardenia – Love, peace, healing, spirituality
Geranium – For fertility, health and love
Ginger – Success, power, money, love
Ginseng – For attracting love, luck and health
Gota Kola – Meditation
Heliotrope – To attract money and gain power
Hemlock – To induce astral projection, to purify magickal knives or swords
Hibiscus – For love, lust, divination
Honeysuckle – Money drawing, psychic awareness, memory, healing, power, honesty
Hops – Healing, sleep
Hyacinth – For love and protection
Hyssop – Purification, protection
Jasmine – Love, prophetic dreams, money, sleep, love, healing, health, meditation
John the Conqueror – Money, love, happiness, hex breaking, protection
Juniper Berries – Protection, health, increases psychic powers
Lavender – Chastity, love, peace, happiness, clairvoyance, longevity, sleep, protection
Lemon – Longevity, purification, love, friendship
Lemongrass – For lust, psychic powers and to repel snakes
Lilac – Protection, banishing
Lily of the Valley – For peace, harmony and love
Lotus – Spirituality, love, protection
Magnolia – Peace, nature spells, hair growth
Mandrake – For protection, fertility, money and love
Marigold – Protection, prophetic dreams, legal matters, psychic powers
Mistletoe – Protection, love, fertility, health, exorcism
Mugwort – Strength, psychic powers, healing, astral projection
Musk – Courage, fertility, lust
Myrrh – Spirituality, healing, protection, exorcism, transformation, consecration
Narcissus – For peace and harmony
Nutmeg – Fidelity, luck, money, health
Orange – Divination, love, luck, money
Orange Blossom – For beauty, love
Orris – For love
Passion Flower – Peace, sleep, friendship
Patchouli – Fertility, lust, money, protection, divination
Pennyroyal – For strength, protection, peace
Peppermint – Love, psychic awareness, lust, mental stimulant, energy



Pine – Healing, protection, exorcism, fertility, money
Plumeria – For love
Primrose – For protection and love
Rose – Love, beauty, psychic powers, divination, healing, luck, protection
Rose Geranium – Protection, fertility, love, health
Rosemary – Mental powers, youth, protection, love, lust, purification, sleep, exorcism
Rue – Healing, mental powers, protection, love
Sage – Wisdom, animal guides, wishes, immortality
Sandalwood – Spirituality, protection, wishes, healing, exorcism
Sassafras – Health and money
Spearment – Healing, love, mental powers
Spikenard – For good luck, fidelity, and health
Strawberry – Love, luck and beauty
Sweet Pea – For friendship, courage and strength
Tangerine – Psychic powers, mental powers
Tea Tree – Healing, anti-fungal
Tonka Beans – Love, money, courage, wishes
Vanilla – Magickal powers, mental powers, love, lust, rejuvenation
Vervain – Love, protection, purification, peace, money, youth, healing
Vetivert – Hex breaking, peace, luck, love, protection, exorcism
Violet – Animal guide work, wishes, peace, love, luck, lust, protection
Witches Grass – Happiness, lust, love, exorcism
Wormwood – Psychic powers, calling spirits, protection, love
Yarrow Flowers – Courage, love, psychic powers, exorcism
Yerba Santa – Beauty, healing, psychic powers, protection
Ylang Ylang – Love, lust, peace

Oils


Oils that you use for spells and bathing usually contain combinations of herbs – therefore the oils possess Magickal properties that are representative of all the herbs involved.

There are hundreds of spells laid out for you (and demonstrated for you on [DVD](#)) that make use of Crystals, Stones, Herbs, and Oils. Read all about my life's work at <http://www.masteringmagickwitchcraft.com>.

Spells For An Intermediate Witch (Romance, Protection, Money, Healing, and Truth)

Before I get to the spells, I need to apologize to you. I know most Witches are really “gung ho” to jump in and start casting spells – and I am really sorry I have gotten to the spells so late.





You see, it is so important for you to understand the basics of working with Magick energies before you jump into doing spells. That is why I have gotten to this section so late in the book.

The truth is, there is no way for me to tell what level of experience you have, and I am hesitant to show you very many intermediate and advanced spells.

Remember, you are dealing with a powerful form of hidden energy – energy that can create wonderful miracles – but an energy that can also be unpredictable (and even cause harm) if it is by inexperienced people who “bite off more than they can chew”.

For this reason, I am only going to reveal 5 “intermediate” spells that are extremely simple, and easy to cast (and which don’t have a chance to hurt anybody!).

Here they are:

Attracting Romantic Prospects

One thing I have found throughout my years as a Witch: most people begin their exploration of Magick due to a strong desire to be loved.

Everybody wants to be loved. And the truth is, Magick can help. Of course, Love Magick is a very controversial subject – and many Witches do not agree to the extent Magick should be used to help with matters of the heart.

My feeling is – as long as you try not to inhibit someone’s free will (casting a love spell on them without their permission), you should use the power of Magick to make your dreams come true in every way (and bring miracles into the world, for the benefit of mankind).

We were given this power, and we should use it for good.

So, this first spell I want to show you is a basic Love Magick spell. It sends out your Magick energy on a quest for Love, and when cast with the right focus, intent, and belief – will bring romance into your life.

The spell...

On a Thursday during a waxing moon, in the first hour after sunset:


STEP 1

Light a purple candle and place it before a bowl of water.

STEP 2

Hold a mirror up to the candle, the water, and then to your face. Gaze into your own eyes. Concentrate on your beauty, your desirability, and your lovability.





STEP 3

Hold the mirror up to the candle again.

Say aloud:

*"In the grace of the universe
And in the abundance of love,
I affirm I am greatly desirable
And open to the bounty of love around me.
The flow of love, romance, and partnership is ever abundant,
And in line with the greater good, I create and attract romance."*

STEP 4

With your fingertips, put water on the top of your head, in your mouth, and on your heart center. Blow out the candles.

The Protective Chant

There has been a lot of uncertainty in the world throughout the recent past (and present). Many people are turning to different forms of Witchcraft and Magick for protection.

Throughout the history of Witchcraft (beginning with the early Shamans, tens of thousands of years ago) – ancient forms of Magick protection were discovered and strengthened over time.

The spell I am about to show you draws it's power from a chant – and it forms a ring of Magick protection around you. Use your will, focus, and belief as you do the following spell...

(This version is for Wiccans, I will show you a version for non-Wiccans right after)

STEP 1


Prepare your altar and external sacred space (by casting your circle).

STEP 2

Visualize a triple circle of purplish light around your body while chanting:

*"I am protected by your might,
O gracious goddess, day and night"*





(This version is for Non-Wiccans)

STEP 1

Prepare your altar and external sacred space (by casting your circle).

STEP 2

Visualize a triple circle of purplish light around your body while chanting:

*“Thrice around the circle bound
Evil sink into the ground”*

If you feel especially threatened, you can do this spell every night for as long as needed to strengthen the protective Magick around you.

Radiant Symbol Candle Money Spell

People also turn to Magick for financial reasons. And it is usually not out of greed, but need. The simple fact is, Money is a “necessary evil” in the world. We need it to survive – and financial hardship runs rampant through much of the world (including sections of every prosperous nation).

You can turn to Magick for help, so that financial stability and wealth is attracted into your life. Magick will not mysteriously deposit a million dollars in your bank account (that is NOT the way it works), but it will create amazing opportunities for you to create wealth and end your money worries forever.

This simple spell uses Candle Magick to release powerful money drawing energies to bring your desires to you (in the form of “miracle” opportunities to create wealth).

Here it is...

STEP 1

Prepare your altar and external sacred space (by casting your circle).

STEP 2

Carve your name and identifying information (like your personal power symbol, if you have one) onto a green candle. (make sure you have anointed the candle for use in Magick first)





STEP 3

Carve a symbol that represents money or wealth to you: prosperity rune, a dollar sign, or whatever else resonates for you.

STEP 4

Hold the candle in your hand and focus on your desire. Dress and embellish the candle with money-drawing oils and powders and burn.

You don't need to wait for the whole candle to burn down obviously, but the longer it burns the better. While it is burning you should sit quietly and meditate on your money desires while focusing on different ways these desires can come to you.

Knot Healing Spell

Another important reason people turn to Magick and various forms of Witchcraft is for healing and purification of the body, mind, or soul. Magick is capable of healing any ailment (but of course the more serious the ailment, the more powerful Magick is required). The gentle vibrations of Magick energy are used in this spell to heal yourself, or somebody else.

Here's the spell...

STEP 1

Prepare your altar and external sacred space (by casting your circle).

STEP 2


Tie seven knots in a string. Visualize the illness and suffering as you tie the initial knots. You're not wishing the illness-quite the opposite. You're essentially transferring the illness into the knot.

STEP 3

Make it into a bracelet for the person with the sickness by tying the ends together.

STEP 4

Place the bracelet on the person who is ailing. Untie one knot each day. On the last day, unravel the thread and throw everything into running living water, flowing away from the patient's location.



“Learning The Truth” Spell

Magick can bring you the answer to any question you have – especially questions that (when answered) will reveal the truth.

The last spell I am going to show you in this section is a bit more advanced. It is still Intermediate level Magick, but more advanced than others I have revealed.

Not only did I want to give you a highly effective spell for learning the truth, but I wanted to show you what is involved with spells that are a bit more advanced.

Also, this is a good spell to show you, because no harm can come from using it. (even if you are a complete Magick beginner)

Follow the steps carefully, and with your full focus on finding out the truth about your question or problem. You must believe that you will discover the truth, and will it to be so while you do this spell.

Here is the spell...

In addition to the items already on your altar, you will need to setup (toward the back of your altar) the following:

- A candle on the left to represent the Goddess (or your female deity)
- A candle on the right to represent the God (or your male deity)
- A censure between them with a blend of money drawing incense
- And a candle to represent yourself, or the one for whom you are trying to find the truth for.
- In addition, you will use other candles for this spell. Here is the layout your altar should have (feel free to keep or include your normal items as well):

Goddess Candle

Censure

God Candle

White Candle 1

Petitioner's Candle

White Candle 2

White Candle 3

STEP 1

Light God and Goddess candles, and then light incense. Think hard on the subject about which you wish to learn the truth.

STEP 2

Light petitioner's candle, thinking of the petitioner and saying:

“This candle I light to represent (name).

It burns as does his/her spirit. It is him/her in all things.”

STEP 3

Light the white candles in order, saying:





*"These are the symbols of truth.
They are enjoined about (name)
And to him/her show all truth."*

Then say:

*"As I rode in the night 'cross the brown heath bare,
In the bright moon's light saw a castle fair;
Lords and ladies, great and small,
Were crowding in, 'twas a festival;
Grasses in the wind were waving.
They bade me welcome and in I went
To drink their wine to my heart's content.
I danced and laughed with ladies fair.
Ne'er in my life had I such a cheer;
Grasses in the wind are waving.
Then all at once there came a cry:
Haro by yaro! Asleep fell I,
While a lady dancing at my side
Seemed like a lizard away to glide;
Grasses in the wind are waving.
I woke in the early light of day,
In an olden ruin I did lay,
O'er the rock and into the sun
I saw a green-gold lizard run!
Grasses in the wind are waving.
Now the truth I know and it stays with me,
For I have seen what I did see,
All secret knowledge came to mind,
Borne on the laughter of the other kind;
Grasses in the wind are waving."*

STEP 4

Sit then in quiet contemplation for half an hour. In this time the truth of the subject in question will come to you. Extinguish the candles.

Remember, I have only included a few basic spells in this book for you to get your feet wet with. Magick is a powerful force, and I don't want you to take any risks with casting more advanced spells than you are ready for. That's why, if you are serious about using Magick to create miracles in your life, you should read about my life's work [Mastering The Magick Of Witchcraft](#). I will take you by the hand, guiding you through the secrets to controlling Magick energy. You will also receive hundreds of spells (with step-by-step guides, and [DVD demonstrations](#)).



Advanced Money Spells (To Open Wide The Gates Of Wealth Possibilities)

Since I won't be sharing Advanced Magicks in this book I'd like to take this time to tell you exactly what Advanced Money Magick can do for you. I want to show you what is possible – and what is only a *myth*.

Most people go into Witchcraft believing that if they cast a Money Spell, they will wake up the next morning to find a million dollars had mysteriously landed on their doorstep.

I suppose it *could* happen, but it's not very likely... and I'd bet someone would be looking for it!

But, if you cast a Money Spell correctly – you will be amazed at how it can end your money worries (even open the path to wealth) in less than a few days. (and yes, sometimes even overnight!)

You see, you can't use Magick to determine HOW the money will come into you life – but casting spells will put powerful Magick energies at work to bring Money into your life *in some way*.

Casting a very basic money spell (as a beginner), may cause you to find \$20 on the ground a few days later...

OR, if your need for Money is great – and you put full emotion and focus into your spell – you may miraculously land your dream job making over \$100,000 a year or more.

The more emotion, desire, and focus you have during the casting of the spell, the more powerful Magick energy is sent out with a directed purpose.


Here is a real-life example of a friend of mine who needed money badly (he was going down the tubes fast) – and how Magick helped him fulfill his dreams...

My friend, Jason always struggled with money...

He never went to college and didn't really have any skills (except he liked to draw pictures). He had a hard time finding a good job and was barely able to pay the bills on his small (and very dirty) apartment.

But things got even worse, because of his big mistake...

He got romantically involved with a very troubled girl and got her pregnant. She already had 2 kids of her own - and there was no way for her to get a job!



At this point Jason was \$20,000 in debt, and had to work as a waiter just to put food on the table. And...his debt actually got bigger every month because he had to pay some of his bills with credit cards.

He was desperate.

That's when he called me and talked about his situation. He asked if I could use Magick to help him. Guess what I said?

I said, "No." Here's why...

You Can Do Far More Powerful Magick For Yourself Than Anybody Else Can!

I told Jason he could do more powerful Magick if it came from inside of him. I only needed to show him how to control Magick energies to affect events in his life.

Sure I could have cast a money spell for him, and he would have seen some success. But I knew it would be far more powerful if the spell came from from HIS heart, for HIS children.

I spent a couple of days showing him the secrets of using Earth's hidden energies to perform powerful Magick. I showed him exactly what to do when casting a spell to clear the path for wealth.

He put all of his energy into it, and he cast a powerful money spell that would change his fortune, forever...

Two days later his life changed.

Out of nowhere, he got a call from an old friend he barely remembered. This friend mentioned a very high-paying position that had opened up at a Hollywood Studio - for an artist!


He called the manager, and they "clicked" - almost instantly! In fact...

The manager liked Jason so much that the studio paid for his art design training. They also immediately hired him as a creative artist bringing in over \$100,000 a year!

To this day, Jason is amazed at the power of real Magick. He went from being in severe debt, buying food for his family on credit cards – to making more money per year than he ever dreamed...

And THAT, my dear, is just one example of how Money Magick can change your life.





About Advanced Protection Spells

One of the worst things I can think of is having an inexperienced Witch cast an Advanced Home Protection Spell (for example) – have the spell fizzle – and go through life thinking his/her house is protected... when in reality it is wide open to bad energy (and burglaries, theft, bad karma, etc.)

That is why I have only given you some basic protection spells for you to use (that are simple and easy for a beginner to cast).

They will offer some protection to you – but there are Advanced Protection spells for almost every kind of protection you would ever need.

There are veils of iron protection for just a single person, home and property protection spells, protection “charm Magick”, and much more. There are even protection spells that will reflect any negative energy someone is sending your way (so that it will “bounce” off you, and back on them).

Note: Keep in mind that the “reflective” protection spells are quite controversial, and you need to meditate on them, and find out what your heart says about them. Some people believe that protection spells reflecting negative energy are a form of attack spells. Others believe that anyone casting bad spells towards you, would get the negative energy back at least 3 times anyway, and that simple reflecting more bad energy back, is not an attack at all. They look at it as a deterrent for that person – to teach them a very important lesson: do not try to harm people with Magick!

About Advanced Love Spells

Advanced Love Magick is some of the most controversial (and powerful) Magick in Witchcraft.

It is controversial because some of the spells affect another persons free will to make their own choices.

It is extremely powerful because Love is the strongest emotion in the world – and emotion is what fuels the power of any spell you ever cast (along with desire).

The basic Love Spells I showed you earlier in this book are very safe, and they are very simple to cast.

They don't try to influence a specific person, and they can't really cause any harm (of course you always should look into your heart first, and decide for your self if you REALLY need a Love spell in your life).





I want you to understand that most of the intermediate and advanced Love spells in the [Witchcraft Miracles In-A-Box](#) stay true to the ethics of Witchcraft – and can bring Love, Friendship, and Beautiful Romance into your life.

But, you need to be aware that some of the intermediate and advanced Love spells contained there are controversial. They are also very powerful.

I have included the controversial spells for educational purposes, mostly – so that you can see what goes into these highly powerful (but ethically unbalanced) spells – and *EXACTLY* what it is about them that treads the fine line of morality.

It is true that Love Magick can quickly bring more opportunities for Love into your life than you know what to do with! It definitely worked for me, and it also worked for a long-time friend of mine. ***Here is the story... (and the big mistake she made that delayed the Love Magick)***

When I was young, my friend was given the secret of controlling Magick energies by her Mother (an amazing teacher). She became powerful in Magick use, and was very happy in life - except for one little thing....

She couldn't get any attention from men. She couldn't get a boyfriend if her life depended on it. (She doesn't want me to reveal her real name, so we'll call her "Anne").

Anne was desperate to get a boyfriend because she was lonely, and felt completely ignored. And of course, she turned to Magick for help...

She dug through her Mothers old Book of Shadows and found a powerful Love Spell. Even though I warned her to be careful, one night she cast the spell perfectly...

She was certain she'd finally find "Mr. Right" - she almost couldn't stand the excitement!

I laughed, but I was very curious to see what would happen. And it wasn't long before...

NOTHING.


Every day, Anne would sit by the phone. Waiting for HIM to call...

Every day, she would walk to the mailbox in anticipation for her first love letter...

Still nothing.

She Gave Up On The Spell, and Questioned The Power Of Her Magick





She got so frustrated she gave up on the spell.

Something seemed very strange. Anne always did very well controlling Magick because she learned from her Mother who studied it for years.

Just when I thought Anne did something wrong, an amazing thing happened...

...a few days later she was at the grocery store, and THERE HE WAS!

He was drawn to her – and VERY nervous about meeting her. She says his hands actually trembled when he asked for her phone number! They dated passionately for 6 years...

Nothing like that had ever happened to Anne in her entire life. The spell worked. And the biggest reason why it worked is...

She allowed it to work, when she "gave up on it" - and actually started getting out of the house!

Magick will NOT make your true love show up on your doorstep out of the blue. But...

Magick WILL put powerful cosmic energies at work to make love happen, but only if you ALLOW it by making yourself available! And it can work fast.

Anne learned this important lesson, and it changed her life. As soon as she "gave up" and started getting out of the house, back to her normal routine - the Magick spell took effect...

Love Magick will work for you too, but you need to have someone show you how to apply the secrets.

There are many reasons why I decided not to include the Advanced Money, Love, and Protection Magick in this book. The biggest reason is that this book is in electronic format (as a PDF document) which can easily be distributed through the Internet. Advanced Magick is nothing to be trifled with, and must be used by people who understand how to control and focus Magick energy...

[Mastering The Magick Of Witchcraft](http://www.masteringmagickwitchcraft.com) is a "hard" set of manuals DVDs and CDs, and can not be sent through the Internet and accessed by thousands. It is the only place I feel comfortable revealing the more advanced secrets my Grandmother taught me (and that I discovered in her attic after she crossed over). I hope you decide to at least read what it's all about here :

<http://www.masteringmagickwitchcraft.com>





Channeling Secrets (Having Hidden Information Sent To You For Other Places)

The technique of channeling is the process of getting information about your life (and the world) from the divine – through your conscious mind. The information actually comes to you from a variety of sources. To help you understand, I am going to break it down into 3 types of channeling.

Physical Channeling – this is very similar to divination, and is the receipt of hidden information from physical objects such as pendulums, rune stones, tarot cards, tea leaf reading, and many more.

Mental Channeling – usually done in a meditative state, you receive information through your psychic senses such as psychic hearing (clairaudience), sensing (clairsentience), seeing (clairvoyance), or telepathy. All things psychic come to you through Magick energy – traveling along hidden energy pathways in the universe, until they get to you.

Trance Channeling – one of the most difficult types of channeling because you need to give control of yourself over to the divine – and this is difficult for most people to do. We have a natural urge to want to “be in control”. When the information comes through you, you will not be consciously aware of it – and you won’t even realize why you are saying what you are saying! (Messages come from the divine to your unconscious mind, and out through your mouth).


All types of channeling bring you secret information from the past, present, and future. But, unless you protect yourself, you are leaving yourself open for negative energy from the spirit world.

Whenever you do ANY channeling, it is important to have all of your protections in place. Prepare your sacred space as normal, and cast your Magick Circle of Protection.

And, before you try to do any channeling it is important to work with Meditation, Visualization, and Divination first. Once you are familiar with these, then you can move on to more powerful channeling techniques.

I wouldn’t be doing you any favors by showing you any channeling techniques in this book, before I know that you are ready and can protect yourself from any bad energies.

For now, just know that the power of Channeling – of discovering hidden things about your own life (and the lives of others) from the past, present, and future is available to everyone. But you should never attempt to channel without being grounded in the basics of Casting a Circle of Protection, Meditation, Visualization, and Divination.



Scrying (Exactly How You Can “Peek” Into Your Future)

Scrying is a form of Divination and Channeling. It allows you to see into the future using a tool with a reflective (or clear) surface.

It is different than Channeling because you aren't in a meditative state, and you aren't as wide open to negative energies (so it is very safe for even beginners to try). (you still should prepare your sacred space and cast your circle for protection first though)

I am going to walk you through the steps you will take to do Scrying. The more “in tune” you are with your Magick energy, the more successful you will be – and the more you will learn about the future through Scrying.

If you have problems “seeing” anything when Scrying – remember that you need to have a grasp of the basics of controlling Magick energy. You need to discover the secret of tapping into this energy any time you need it – for any reason.

If you try, try, try, and nothing happens – go through the basics of Meditation, Visualization, and Spell casting in the Home Academy. This will get you in tune with Magick energy, and allow you to plug in to it for successful scrying.

Follow along to try Scrying on your own...

STEP 1

Prepare your sacred space, and cast your circle of protection.

STEP 2

First, you need to find an object with a reflective surface. This can either be a piece of smooth glass, a mirror, a crystal ball (found at various occult shops or online), or a glass bowl of water. I like to use a smooth piece of glass about the size of a medium picture frame.

Whatever you choose, make sure you “feel good” about your choice. If you have any doubt about the object, do not use it. It is important to feel at least a little comfortable with your choice so that you have no inhibitions about the process.

STEP 3

Now, turn out the lights, and get some of your favorite incense going. The only light that should be in the room is a dim light, such as a candle set behind you. Cover the table you are going to use with a black cloth or piece of fabric. Now place the object you chose to use for Scrying on top of the table.





STEP 4

Start by warming up and getting into your meditative space, setting the tone for what you will be doing. When you are ready, open your eyes and look into the surface of your scrying instrument. Your focus should shift past the surface to a point somewhere approximately five or six inches beyond the surface. This may or may not work for you, but it is the best way to shift your focus for scrying. Have you ever looked at those pictures that are completely comprised of colored dots and/or splotches and had to “look past” the surface to see the three-dimensional image in the picture? It is the same principle used here for scrying.

STEP 5

Try to keep your mind blank, open to whatever may be shown to you, unless you are scrying for the answer to a specific question. Your eyes will want to blink. That is all right, let them blink and regain your shift in focus. When you are first beginning, try to keep your scrying time to no more than ten or twenty minutes. If you are not successful, put it away and try again another time.

STEP 6


Images may come to you in any number of forms. Some may be full images, even moving pictures as though you are watching a movie. That is not common, however, especially when you are first beginning. At first you may only get a “cloud” or “mist”. This may eventually part to allow images to come through, or it may just move in one direction or another in answer to yes or no questions.

If you do see images, they may be simple symbols left open for interpretation. These symbols usually mean something to you, and are not necessarily the symbols you may find written in a book. For instance, a dog may generally symbolize loyalty or protection, but if you were traumatized at some point in your life by a dog attack, it could mean something entirely different to you.

Inviting “Help” To Your Rituals

The beauty of Witchcraft is that if you are having any problems with your spells (or need any extra protection), you can always get help from other forces.

If you are Wiccan, you will often be calling on the God and Goddess during your spells and rituals – but can also ask them for special help when you need it. If you are not Wiccan, you will be working with your own deities – and they will add power to your Magick, and give you the strength in difficult times.



Not only can you summon deities, but you can summon other “beings” such as spirits, Elements, Watchtowers, Fairies, Ancestors, Totems, and more. They exist in their own spirit realms, and can help you in many ways. All you need to do is ask. I’ll go over each of the things you can summon to help with your rituals and spells now...

Elements

There are actually 5 elements that you can work with in your spells. They are Air, Fire, Water, Earth, and Spirit. I’ll describe the attributes of the 4 main ones you will use now...


Air – The color for Air is yellow, its direction East, and its energy is masculine. Air is the cool power of the breath of life and its energy is of communication, the intellect, divination, education, creativity, and meditation. It is also a powerful force for banishing and for the destruction of anything that gets in its path. To summon this Element, visualize a wind growing from a gentle breeze to tornado forces. To banish this Element, visualize the power of the wind fading to a gentle calm.

Fire – The color for Fire is red, its direction South, and its energy masculine. Fire is the hot power of change and transformation, and is the spark of Spirit within each of us. The energy of Fire is the Energy of passion, sexuality, courage, and desire. It is also a powerful tool for captivating and binding, and for quick and powerful destruction. To summon this Element, visualize a fire starting from a spark and growing to a full conflagration. To banish this Element, see the flame dying back down and eventually sputtering out.

Water – The color for Water is blue, its direction West, and its energy feminine. Water is the warm power of death, which is also associated with the West. The energy of Water is the energy of emotions – both positive and negative, psychic energy, intuition, and of reason. It is also a powerful tool for cleansing and pushing away things that are not wanted with the out-going tide. To summon this Element, imagine a light, sprinkling rain growing into a downpour. To banish this Element, see the downpour slow back to a sprinkle and the sun coming out.

Earth – The color for Earth is green, its direction North, and its energy feminine. Earth is the cold energy associated with darkness and the womb. The energy of the Earth is the energy of stability, beauty, growth, and nurturing. It is also a powerful tool of healing, grounding, and blocking unwanted energies in your life. To summon this Element, see a flat plain with a small pile of dirt grow to mountainous proportions and erupt with an explosion of Earth. To banish this Element, see the mountain melt back down into a flat plain again.





Elementals

To each of the elements, there exists an elemental. You can never see Elements, but can “see” (or feel) each of the Elementals associated with the Elements. You can invite each of the Elementals into your rituals and spells to offer their unique energies to your Magick.

The Elemental associated with Air is the Sylph, with Fire the Salamander, with Water the Undines, and with Earth are the Gnomes.

Watchtowers

Each of the four direction (North, South, East, and West) has a guardian – also called a Watchtower. They are your ancient protectors, and should be called on every time you cast a Magick Circle. They only come to protect you (and keep negative energies away from you) when you call on them.

Ancestors

Ancestors are the spirits of your ancestors, and spirits of Witches who lived long ago. You can call upon Ancestors to give you help and strength in your Magick work.

Dragons

Some paths in Witchcraft believe that there are 5 Dragons, one for each of the elements (including Spirit). In fact, there is an entire path of Witchcraft dedicated to Dragons – and they believe there is a separate Dragon for every type of Magick that is used.

If you do work with Dragons in your spell work, it does take time to build a “relationship” with Dragons. At first you will notice that sometimes they help, and sometimes they don’t. As you continue to invite them to your spells and rituals, they will begin to be more reliable over time.

Fairies

Like Dragons, Fairies are ancient beings of Magick, and there are branches of Witchcraft that deal only with Fairy Magick. And, like Dragons, they can bring very powerful energies to your spells. But it takes time to get them to help you consistently. And make sure to be specific when working with them, you may need to playfully twist your words around to suit their moods and entice them to help you.





Angels

Angles are not just for Christian thinking – they do exist and are powerful protectors of mankind. They are willing to work with you if called upon for help and protection. There are many different angles, but there are 7 main ones called “Archangels”. Each on brings a different type of energy into your Magick. They are:

Archangel Michael – Protection, attunement to the Divine, battles negativity and darkness.

Archangel Gabriel – Messages, communication, purification, harmony, also the Angel of Death.

Archangel Raphael – Healing, herbs, truth, travel, science, visions, and creativity.

Archangel Uriel – Self-mastery, judgment, mending arguments, peace, and accomplishing goals.

Archangel Chamuel – Love, gratitude, compassion, beauty, family troubles, and helps to seek out your soulmate or twin flame.

Archangel Jophiel – Wisdom, understanding, inspiration, insight, and connecting to the higher energies.

Archangel Zadkiel– Freedom, mercy, change, transformation and transmutation, alchemy, and using magickal energy.

Totems

Shamanic forms of Witchcraft have a strong belief in Totems – which is that everybody has an “animal spirit” associated with them (sometimes more than one). This animal spirit works with you throughout your life – and each animal has a unique and powerful energy you can use in your spells.

Think of the animal you feel you are most like – and try working with that Totem first. Here are some examples of animals and the type of Magick energy they can bring into your Magick work:

Dog – protection, loyalty


Cat – independence, invisibility

Bat – Psychic

Snake – transformation, flexibility

Poisonous Snake – attack, protection





And remember, if you have an animal familiar – it will actually add a certain energy to some of your spells when you need it too.

Now, I am going to show you how to call on the Watchtowers when you need extra protection in your spells and rituals. This is the most common “invitation” you will do, which is why I am going to show you step-by-step how to do it now...

You would do this right after you have Cast your Circle, before you start with your spellwork:

STEP 1

"I call upon the Watchtowers of the East, the Lords of Air, the Guardian of the Eastern Gate; I do summon, stir, and call you up to witness my rites and to guard the circle".

(Trace invoking pentagram of Air towards the east of the circle).

STEP 2

"I call upon the Watchtowers of the South, the Lords of Fire, the Guardian of the Southern Gate; I do summon, stir, and call you up to witness my rites and to guard the circle".

(Trace invoking pentagram of Fire towards the south of the circle).

STEP 3

"I call upon the Watchtowers of the West, the Lords of Death and Initiation, the Lords of Water, the Guardian of the Western Gate; I do summon, stir, and call you up to witness my rites and to guard the circle".

(Trace invoking pentagram of Water towards the west of the circle).

STEP 4

"I call upon the Watchtowers of the North, the Lords of Earth, the Guardian of the Northern Gate; I do summon, stir, and call you up to witness my rites and to guard the circle".

(Trace invoking pentagram of Earth towards the north of the circle).

After the Watchtowers are called, you would call in the power of your deities and commence with your ritual. When your ritual is finished, before breaking the circle but after thanking the deities and saying goodbye, a banishing, or sending away of the Watchtowers is done in the reverse order from how you called them:



STEP 5

"To the Watchtower of the North, the Lords of Earth, gentle Guardian of the Northern Gate; I thank you for attending my rite, and before you depart to your pleasant and lovely realms, I bid you Farewell."

(Trace banishing pentagram of Earth towards the north).

STEP 6

"To the Watchtower of the West, the Lords of Death and Initiation, the Lords of Water, Guardian of the Western Gate; I thank you for attending my rite, and before you depart to your pleasant and lovely realms, I bid you Farewell."

(Trace banishing pentagram of Water towards the west).

STEP 7

"To the Watchtower of the South, the Lords of Fire, Guardian of the Southern Gate; I thank you for attending my rite, and before you depart to your pleasant and lovely realms, I bid you Farewell."

(Trace banishing pentagram of Fire towards the south).

STEP 8

"To the Watchtower of the East, the Lords of Air, Guardian of the Eastern Gate; I thank you for attending my rite, and before you depart to your pleasant and lovely realms, I bid you Farewell."


(Trace banishing pentagram of Air towards the east).

STEP 9

You can then close the circle by saying:
"The circle is open but never broken, Merry Meet, and Merry Part, until we Merry Meet again; Blessed Be. So Be It!"

NOTE: You can get step-by-step guides and checklists of exactly how to invite Fairies, Dragons, Ancestors, Angels, and the rest into your spells and rituals in [Mastering The Magick Of Witchcraft](#) (including full [DVD demonstrations](#) of each of them).

What Do Your Dreams Mean? (The Secrets Of Your Night Slumber)



Your dreams hold the keys that lead deep into the psyche of your mind. Knowing how to find out what your dreams mean can reveal the secrets to your past, and even what is coming in your future.

You can also use your dreams to discover what decisions you should make next in life. (I have “done” what my dreams told me to do many times, and be much better off for it)

Here is a quick example of a dream that somebody close to me had, and my analysis:

The Dream:

I had a dream that I am five years old. I am playing in a neighbor's backyard by myself. Suddenly I see a dog running toward me. This is no ordinary dog. It has the body of an Irish Setter and the head of a clown. It starts to chase me around the yard saying, "Come and play with me!" I keeping running away, screaming, "NO! NO!" I run behind a big tree to hide, only to find the Dog Clown already behind the tree waiting for me.

Dream Analysis:

Dreams of childhood usually indicate a time of innocence and wonder. Dogs are usually symbols of loyalty and protection, but in this case, it is attacking. Clowns hold multi-fold meanings to people. In general, they represent a time of playfulness and fun, but for many people, they are terrifying.

Running away is an obvious avoidance of a situation, whatever it is that the dog clown represents. Trees represent stability and strength, and growth. It would help to know if it is a straight tree going up, or whether it has many branches. This would tell us whether the growth is only upward, or expands into many areas of the dreamer's life.

Whatever the case, the tree only grows in one place, it does not move, so its growth would be considered self-contained and not touching others. Trying to hide behind the tree, only to find that what the dreamer is hiding from is already there, means that the dog clown represents a situation that no matter what is done, it needs to be addressed, because the dreamer cannot run away from it.

Without knowing anything further, my interpretation of the dream would be that the dreamer innocently believes (the child) that he or she can go through life and grow strong and tall without the outside help of others (the tree). My guess, from the dog/clown combo is that the dreamer is spending too much time working and growing, and not paying attention to the inner need of contact with other people in a playful and fun manner. This person needs to step outside the realm of “all





work and no play”, because the need is not going to go away, it is still going to be there every time they turn around.

Relating The Analysis With Your Life:

Once you have analyzed your dream, you then need to relate the analysis to your own life. This step is easy once you have done the analysis, but it is the key to unlocking the secrets about your life that your dream holds.

Tea Leaf Reading (And How Find Out About The Hidden Things In Your Life)

Tea leaf reading is a form of divination. The technical word for it is “Tasseography”. It has been done in Witch circles since the 1800’s, and was originally brought from ancient China to Europe by Gypsies.

Reading tea leaves is done by interpreting the patterns or symbols that tea leaves make on the bottom of your cup.

Tea leaves (like everything) contain Magick energies – which are powerful for divining what the future holds for you.


Now, I want to tell you about the most common symbols and exactly what they mean when reading tea leaves to “see” your future.

Here they are:

acorn – at the top, success and gain; at the bottom, good health
aircraft – journey; if broken, danger of an accident; can mean a rise in position
anchor – rest, stability, constancy; clouded, inconstancy
apple – achievement
axe – difficulties; near the top, overcome
baby – small worries
bag – a trap; if open, escape
ball – variable fortunes
bell – unexpected news; good if near the top
birds – good news
boat – visit from a friend, protection
book – open, good news; closed, a need to investigate something
bush – new friends or opportunities; something growing in life
butterfly – fickleness
cabbage – jealousy; with dots, at work
candle – help from others
cap – trouble, take care
cat – deceit, a false friend
chain – engagement, a wedding
chair – a guest



cigar – new friends
circle – success, completion; with a dot, a baby
clock – better health
clouds – trouble; with dots, many problems
coin – money coming
comb – an enemy
cross – suffering, sacrifice
cup – reward
dagger – danger from self or others, beware of recklessness
dish – trouble at home
dog – good friend; if at bottom, friend needs help
door – odd event
duck – money coming
egg – good omen
elephant – wisdom and strength
envelope – good news
eye – caution
face – a change, may be a setback
fan – flirtation
feather – lack of concentration
fence – limitations, minor setbacks, not permanent
finger – emphasizes whatever sign it points at
fire – achievement, especially artistic; danger of haste
fish – good fortune
flag – danger
fly – domestic annoyance
fork – false flattery
forked line – decision
fruit – prosperity
gate – opportunity, future success
glass – integrity
glow – a challenge
goat – be careful of enemies
grapes – happiness
gun – quarrels, anger
hammer – hard work needed
hand – if open, friendship; if closed, an argument
harp – love, harmony
hat – improvement, especially a new job
hawk – jealousy
heart – love, pleasure, trust
horn – abundance
horse – if galloping, good news; if head only, a lover
horseshoe – good luck
hourglass – need to decide something
house – security



iceberg – danger
insect – problems are minor and easily overcome
jewels – gifts
kangaroo – harmony at home
kettle – any illness is minor
kite – wishes coming true
knife – broken friendship
ladder – promotion, a rise in life
lamp – at top, a feast; at side, secrets revealed; at bottom, a feast or a party postponed
leaf – good fortune, new life
letter – news
lines – straight, progress; wavy, uncertain path
lion – influential friends
lock – obstacles
loop – avoid impulsive action
man – near handle, a visitor; clear and distinct, a dark person; vague, a light colored person
mask – excitement; insecurity
mountain – great goals, but also difficulties
mouse – theft
mushroom – at top, journey or move to the country; near bottom, rapid growth, but if reversed, frustration
nail – injustices, unfairness
necklace – complete, admirers; broken, danger of losing a lover
needle – recognition, admiration
oak – health, long life
octopus – danger
ostrich – travel
owl – gossip, scandal
palm tree – success, honor
parasol – new lover
parrot – a journey, but also people talking
pig – prosperity, possibly greed
pistol – danger
purse – at top, profit; at bottom, loss
question mark – need for caution
rabbit – need for bravery
rake – watch details
raven – bad news
ring – at top, marriage or an offer of marriage; at bottom, long engagement; if broken, engagement is broken off
rose – popularity
saw – interference
scale – legal issues; if balanced a just result; if unbalanced, unjust
scissors – quarrels, possibly separation



sheep – good fortune
shell – good news
shelter – danger of loss or ill health
ship – worthwhile journey
shoe – change for the better
snake – an enemy, but also wisdom
spider – reward for work
spoon – generosity
star – health and happiness, hope
sun – happiness, success, power
sword – arguments
table – social gathering
tent – travel
thimble – changes at home
tortoise – criticism, usually beneficial
tower – disappointments
tree – improvements
triangle – something unexpected
umbrella – annoyances
urn – wealth and happiness
vase – a friend that needs help
violin – egotism
volcano – harmful emotions
wagon – a wedding
wasp – romantic problems
waterfall – prosperity
wheel – if complete, good fortune; if broken, disappointments
wings – messages
wolf – jealousy
yoke – domination
zebra – adventure, especially overseas

Magick Of Numerology (Numbers Are Your Core, And Can Tell You *Everything*)

Numerology is an ancient form of Divination that can “peel back” the covers of lies and deceit in life.

Our world is based on numbers – and numbers define the way things are. In short, numbers can reveal the truth about anything – even you and your Magick.

Did you know that there is a way to determine your “core” numbers that define who you are? And that your core numbers can determine when it is best for you to cast certain spells, and do certain rituals? I was having a hard time putting the exact process into words, so I left it out of the book. The process of finding your



core numbers is demonstrated in the information offered at <http://www.masteringmagickwitchcraft.com>.

Knowing what numbers are “underneath” you, can bring even more power into your Magick work.

Here are what the numbers mean – and it is extremely important to find out which number is in your “core”. Knowing this can have a profound effect on what spells you cast, and when. (It also reveals what type of person you really are, and I show you how in the [DVDs](#))

Which number are you?


- 1. Positive:** Warrior, Leader, Inventor
Negative: Tyrant, Arrogant, Dependent
Primary: Pioneer
Tarot Card: Magician: Mastery of special knowledge
Planet: The Sun: Creative Power
Element: Fire
Primary Color: Red
Secondary Colors: Brown, Yellow, Gold
General Description: Single-minded, and do not change their minds, once they have taken a course of action. They have a definite point of view. 1's have creative powers, and transform their lives through willpower. They are usually restricted to a definite field of expertise. They do well in the creative fields. 1's are often self-employed.

Negative 1's can be lazy, overbearing, tyrants. If they have not learned independence they can become a real burden on others. Tyrants, who like to get others to do their bidding and boss others around. 1's do not like taking orders from others. Lack of confidence and laziness stops them from using their talents and skills.

1's are initiators. They will forge ahead into unexplored fields. Because they do not like to take orders, they often do well with being self-employed. These popular self-starters must learn to take the initiative and utilize their God given gifts to benefit mankind. Otherwise, they can become bossy self-centered egotists. 1 is influenced by the creative powerful planet the Sun. The number of influenced musicians is quite impressive.

Early in life, 1's often have run-ins with authority figures and willful family numbers, until they come into their own individuality and learn to handle authority in a constructive way.

- 2. Positive:** Friendly, Sensitive, Diplomatic
Negative: Deceptive, Over-detailed, Timid
Primary: Diplomacy
Tarot Card: High Priestess: Technical Knowledge
Planet: The Moon: Reflection
Element: Water



Primary Color: Orange

Secondary Colors: Green, Cream, White

General Description: Reflective individuals who usually work best in groups. Their sensitivity and desire for balance and peace makes them perfect diplomats. They are easily hurt by an unkind word, making them timid and self-conscious. They have to be careful not to become doormats to more aggressive types. Ruled by the Moon, Libra, and the High Priestess card in the spiritual tarot, these artistic individuals are often the keepers of hidden wisdom and are secretly psychic. They are collectors of knickknacks and have a tremendous eye for detail.

Because of their pettiness over details, they will often run into others who are both bossy and try to pin them down. The lesson is to not become so focused on trivialities, that you miss the bigger picture.

- 3. Positive:** Joyful, Entertaining, Artistic.
Negative: Gossipy, Over-imaginative, Superficial.
Primary: Creativity
Tarot Card: The Empress: Manifestation of subconscious creative energies
Planet: Jupiter: Expansion
Element: Fire
Primary Color: Yellow
Secondary Colors: Mauve, Violet, Lilac
General Description: Creative and social creatures that are often multi-talented. The conscious aggressive qualities of the 1 (The Sun) along with the feminine unconscious energies of the 2 (The Moon), are integrated, to bring to birth (3) creative manifestations of the creative mind. The 3rd card in the tarot is The Empress. She is the aggressive and maternal mother force who has the innate capacity to heal.


Positive 3's love to entertain others and bring joy and laughter to the world. Many comedians, musicians, and philosophers are born under a 3 path.

A negative 3 is overly aggressive, boisterous, and gossipy. Sometimes, they do not know when to stop intruding into others people's personal affairs. 3's love to gossip. Some 3's are too superficial for more in-depth individuals. 3's can vacillate between silly and childish behavior and deep introspection. Their versatility and gaiety make them quite likable. As giving as 3's can be, they still prefer to be at the center of attention.

Often, they are born into households where the parents do not encourage the creative and expansive thinking of a 3. This friction often leads the 3 headfirst into unexplored dimensions of thought and artistic expression.

- 4. Positive:** Hard Worker, Honest, Practical
Negative: Dull, Stubborn, Violent
Primary: Dominance





Tarot Card: The Emperor: Power and Reason
Planet: Pluto: Volition and transformation
Element: Air

Primary Color: Green

Secondary Colors: Blue, Grey

General Description: The practical builders of the world. They are very methodical, efficient, and dependable workers. The world could not get on without the practical, constructive talents of the 4. They are great builders with their hands. 4's are steadfast, persistent, and systematic. They make good scientists. Some fours show an unruly unconventionality, which brings a touch of genius to the otherwise salt of the earth 4's. Builders of skyscrapers, 4's are the salts of the earth.

4's are here to work hard. When they do not adhere to this principle they become lazy, unreliable, and are a real burden on others.

The negative 4 is dim-witted and overly conservative. Reason dominates over the instincts often resulting in someone who follows rigid principles, as opposed to following the spirit of the law.

5. Positive: Capable, Investigative, Helpful
Negative: Overindulgent, Unreliable, Prejudice
Primary: Exploration
Tarot Card: Temperance: Higher consciousness
Planet: Mercury: Mental speed
Element: Air
Primary Color: Blue


Secondary Colors: Pastels or light shades of any color

General Description: Adventuresome and love versatility. Dual natured, they relate well to both sexes. There is often a high level of sexual energy given off by the 5. High-strung and always on the go, 5's are progressive and enjoy conversing with diverse cultures. 5 is also a number of higher consciousness and those living up to its higher qualities have the capacity to fly where angels fly.

Negative 5's are perverse, unreliable, and bigoted. There is an abuse of freedom, and a love them and leave them mentality. It is not that 5's mean to hurt anyone, necessarily. They just prefer living their lives in perpetual motion, experiencing life and tasting all of its colors. 5's are born salesmen and can deceive the best of them. Ruled by the planet Mercury, 5's can be temperamental and ungrounded in their need for excitement. Others appreciate their versatility, open mindedness, and excitement for life.

6. Positive: Responsible, Artistic, Balanced
Negative: Righteous, Cautious, Anxious
Primary: Artistry
Tarot Card: The Lovers: Balance





Planet: Venus: Beauty and fantasy

Element: Earth

Primary Color: Indigo

Secondary Colors: Shades of blue

General Description: One of the most fortunate numbers in numerology. It possesses the energies of the heavens: truth, beauty, symmetry, and harmony. 6's have the creative touch and possess healing energies, which they naturally use to help heal others. 6's love to be surrounded by beautiful objects, and have a strong affinity with animals and nature. They are peace loving, and domesticated types that often will do anything to avoid arguments and chaos.

Their idealistic approach can often make it hard for 6's to deal with issues of practicality and reality. However, 6's are usually responsible citizens who are community orientated. Many of them, have healing energies and have access to heavenly spheres. They have healing hands, and are the producers of beautiful otherworldly music. 6's like to use their healing powers to benefit others. Their magnetism, otherworldliness, and penetrating insights go a long way in making life on earth a little less rocky.


Negative 6's think they are superior to others, when they take their idealistic approaches to unrealistic extremes. They become selfish and stubborn trying to convince others how things should be done. They can also appear shy and timid as they go out of their way to make peace at all costs, instead of dealing with necessary confrontations, which lead to higher levels of truth and understanding.

7. **Positive:** Scientific, Specialist, Mystical
Negative: Moody, Impractical, Delusional
Primary: Perception
Tarot Card: The Tower: Spiritual insight
Planet: Neptune and Pluto: Trance states
Element: Water
Primary Color: Violet

Secondary Colors: Light shades of green and yellow

General Description: 7's like to spend a lot of time alone to contemplate the deeper mysteries of life. 7's love magic and mystery and have the capacity to delve deeply into the watery depths of the collective unconscious. These lucid dreamers have the capacity to delve into past lives, quite easily. 7's can use their superior insights to stimulate imagination, and thirst for spiritual knowledge. These solitary specialists have discovered many profound mysteries about the universe, and other things unknown.

Ruled by the watery planet of Neptune, 7's can become too isolated, resulting in fluctuating mood swings and delusions, as the 7 loses contact with the real world. Also ruled by Mars, 7's are natural warriors whose inner strength and persistency make them formidable opponents.



Always on the lookout, 7's know where the enemy lies. When their mental abilities are in full force, they are almost impossible to deceive and manipulate. Negative 7's stand too close to the edge, falling into the mucky nothingness of oblivion. They become paranoid of others, and are malevolent to anyone who gets in their way. 7's love to bring spirituality and mystery to the world. Seekers of the hidden, they excel in many specialized technical and spiritual fields. 7's are psychic, and their knowledge of the heavens has the potential to enlighten the whole world. They must learn to communicate their philosophies with emotional fortitude to a spiritual thirsty world.

- 8. Positive:** Powerful, Prosperous, Generous
Negative: Greedy, Ruthless, Insensitive
Primary: Power
Tarot Card: Strength: Strength and structure
Planet: Saturn: Discipline and power
Element: Earth
Primary Color: Rose

Secondary Colors: Dark grey, blue, purple, black

General Description: The number 8 holds the two spheres of heaven and earth together. 8 is a material number, which has the capacity to use its understanding of both earth and the heavens to materialize results. Twice the number 4, 8's are builders whose strength of purpose and dogged determination allow them to overcome tremendous adversity.

They understand how power works, and are determined not to give their possessions to others. When 8's live up to their full potential, they are able to use their material gifts towards philanthropic work for the good of all society. 8 seldom changes course of action. Its ability to organize and direct the personal affairs of other people's lives is well known.

8's focus on issues dealing with money, sex, and power, can cause them problems when they fail to integrate spiritual laws into their value systems. The importance, they put on social status can make them seem impersonal and insensitive to others. Often, they are the first to ask, "So what do you do for a living?"

Negative 8's are results oriented and will plow over anyone in their way. These are the ruthless and greedy 8's. Generally, 8's are efficient and capable constructive delegates who have the capacity to utilize the skills and potentials of those around them. That is why they do so well as managers in small businesses and corporate settings. 8's are reliable, progressive, and sincere in their effort to build a better tomorrow.

- 9. Positive:** Giving, Broadminded, Brilliant
Negative: Selfish, Destructive, Deceptive
Primary: Universal
Tarot Card: The Hermit: Wisdom and illumination
Planet: Mars and Neptune: Protection, perception, intensity





Element: Fire

Primary Color: Gold

Secondary Colors: Red, crimson, pink

General Description: 9 is a number of universality. 9's prefer honesty and broad mindedness to all else. 9's are not interested in judging their integrity, honest, and value against others. They are well aware of the law of Karma and fully believe that, "You reap what you sow". They have no problem with allowing the universe to do the judging.

9's see the value of everyone's life path and therefore have a very broad range of interests and friends. They have tremendous insight and understanding into other people. Because of this, they are naturally respected and held in high regard for others. 9 is a higher octave of the creative 3. There is no end to the creative resources of the universal 9.

In the negative, 9 is also a number of extreme behavior, deception, and war. Negative 9's use their gifts of empathy and compassion to deceive others. The Mars influence takes over as the abusive 9 destroys anyone and anything that stands in their way. 9's have a strong influence on all other numbers. A negative 9 has the ability to deceive and manipulate individuals whom are more easily influenced by others.

Magick Runes (And How You Can Use Their Magick Energies)

Magick symbols, also known as runes, can bring more energy into your Magick when used in your Book of Shadows or other writing.

Though some of the alphabets you can use are a little difficult at first, with practice, using them can become second nature.

Because you are putting additional energy into recording your spells, rituals, and Witches diary in this way – more Magick energy flows into your spell work. Also, remember that the symbols in these sacred alphabets have been imbued with Magick energy over time.

Keep in mind that some of the Magickal alphabets have less letters in them than the English alphabet. So when you are using them, do not worry about spelling every word perfectly, just do the best you can – and if there is a letter missing that you need, leave it out.

These alphabets (also known as Runes) are tools that can be used as a focus and amplifier for your Magick. You don't have to use them, of course, but they can add something to your Magick.

They can be carved onto wood chips, painted onto rocks or other objects, drawn with a pen onto paper, or simply visualized.

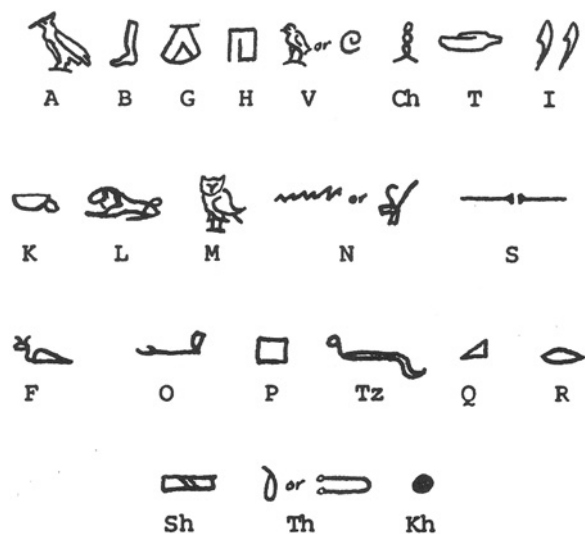
Also, write your Witch Name with runes – how does it look? If it resonates with you, use the Runes to write your Witch Name from now on.



Common Magick alphabets that are used are Thebian Script, Egyptian Hieroglyphics, Angelic Script, and Seax-Wicca.


Here they are:

Egyptian Hieroglyphics




Angelic Script





Seax-Wicca



The Good And Bad Of Covens

Covens are very simply, a group of people that work together for magickal and ritual purposes.

It is entirely possible that you could practice as a “solitary” Witch your entire life (and maybe doing some rituals with close friends once in awhile). In fact, most Witches throughout the world ARE solitary practitioners, and never join a coven.


Even though you can be just as successful as a solitary, sometimes Covens can help. You may be the type of person that likes to do things in groups, and actually, sometimes it is easier to raise energy of a group all with the same focus.

Also, celebrating the Sabbats is a lot more fun with a group or Coven.

There are three basic coven structures: Groups, Groves, and Covens.

The first, and most non-structured type of coven simply calls itself a group. It can vary in function from a group that gets together on semi-regular intervals to do magick, to a group that mainly functions in other ways such as the kids play group that a friend of mine joined that also had kid centered rituals on every Sabbat, and threw great parties as a side benefit. Groups generally do not have initiations; they do not give out degrees, and they do not have High Priests or Priestesses although people may step into those roles for a particular ritual.





Groups can also be large groups, open to the public, that do award degrees. Very often, the large groups will have a small number of core members in an inner circle that hold private coven meetings. Joining a group does not prevent you from joining other groups, groves, or covens.

The second type is a grove, which has some of the features of a group and some of a coven. There is generally a leader and there may be initiations into the group, but the group itself does not award degrees. Groves are usually started when somebody who has a second degree wants to start his or her own group, but this is not always the case. Many Feri groups only have one degree, and this is handed out sparingly. Alexandrians can start covens when they have their second degree. Sometimes a person who has come from a coven with a rigid structure and wants a group with a looser hierarchy starts a grove. Most groves do not prevent you from joining other groups, groves, or covens.

The third is the Coven. Covens, as a general rule, have the most rigid hierarchy. There is generally a High Priest (HP) and High Priestess (HPS), although members of the group may switch off in this role at times varying from every ceremony to every year. Some covens have a permanent HP and HPS. If the group is large enough, it may have initiates, dedicates, and acolytes. One prominent exception to this is the Dianetic coven, which is based on consensus and equality, and oriented almost exclusively to the Goddess. Much of the hierarchy and practice depends on the sect of the HPS, although I do know of one coven that was run for several years by a Feri HPS with a strongly shamanic bent. There was another third degree in the coven who was a strong Alexandrian with a ceremonial magick viewpoint. The two of them switched off rituals for several years although there was a frequent butting of heads. This was unusual as in most covens there is only one third degree, and the HPS usually determines the direction of the group.

Benefits/Disadvantages

The upside of joining a Coven is that it can give you some discipline when practicing your craft. For example, you will be celebrating every Sabbat, and making sure to do your daily devotions. It can be a rewarding experience to meet with like-minded people – no matter what you do.

Also, the High Priest and High Priestess will always be there to help guide you on your path.

The downsides of joining a Coven are mostly the politics involved. There can be squabbles, and problems within the group (for example, arguments over who should lead, etc). There may also be people who join who have a lot of emotional baggage, and actually bring negative energy into the group. This can corrupt the energy that the Coven is working with – in short, it may bring everyone down.

The last downside of belonging to a Coven is that it can be a large commitment of time and energy. You will be expected to participate and even donate some money towards expenses and materials.



Where To Find Covens

You can easily find Covens in your area by checking them out online. To start, just go to www.witchvox.com and sign up if you aren't already (it's free). You can also try to "google" the name of your city along with the word "Coven". For example your search may be "New York Coven".

You may have many covens in your area, and may have a choice as to which one you want to join.

Once you have at least once Coven to visit, contact them and find out if you can join. Then go visit and talk to the High Priest/Priestess and find out what the Coven is all about, and if you feel comfortable with it.

Here are some of the questions you can ask on your visit to the Coven:


1. What does your group have to offer me?
2. What is your philosophy of witchcraft?
3. What tradition do you practice?
4. What do you feel that I have to offer your group?
5. What are your requirements for degrees?
6. How long is the dedication period?
7. What are the expectations of members in your group?
8. Are there membership dues?
9. What is your lineage?
10. What is your teaching style?
11. How do you define covenstead?

What Covens Do Together

It would be more accurate to ask what covens do not do together! Make ritual candles one full moon. If you do not practice skyclad, make your robes together. If you do practice skyclad, make robes for when you do visit other covens. Make soap or other Yule gifts together. Buy a case of tomatoes from the Farmers market and can them as a group. Throw parties. Make ritual bath salts, make incense, go visit other covens or Renaissance festivals as a group. Cook a weeks' worth of meals for somebody mourning a loss or celebrating a baby. Become active in the pagan community. Make ritual jewelry together. Design and build a sacred space in your covenstead. Go to movies. Go out to dinner. Switch off babysitting. Adopt a road and pick up the litter. Hold a group yardsale. Help your fellow coveners move. Practice random acts of kindness. Enjoy!

Music and Dance in Witchcraft (And How To Create Magick Energy With Them)

Music, by itself, holds tremendous power. When used in Magick, the emotion that music creates can help build lots of energy into your spells and rituals.



And when Music is combined with Dance, even more energy and emotion is built up for use in what you are trying to do in your spells.

Try setting some of your spells or invocations to rhythmic chant or even music. See what an increased affect that can have on your magickal workings. Use music in your spells and rituals if and when you feel compelled to do so. Since the power behind magick is emotions, find those types of music or tones that elicit the particular response in you that is needed for what you are trying to accomplish. Use the music or tone, or even the beat of a drum to enhance your personal power to manifest your desired results.

Dancing can be used in the same way. If you have developed triggers or other magickal gestures for your ritual magick, try stringing them together with dance steps to keep a smooth flow of energy from one stage to the next. Some covens work together in dance to raise the energies to higher levels. If you are working alone, remember that not all magick has to be serious and solemn. Add some light-hearted dance steps and laughter into your rituals and see how the energy of pure, uninhibited joy of movement can take you!

Food & Magick (Yummy Recipes You Can Use At Special Times, Or Anytime!)

I have a friend who has a recipe that she jokes about including in a cookbook. She jokingly refers to it as, "How to win a husband chicken". In actuality, she is not joking.

Very few people discount the importance of food in life, but in America food becomes rushed, not a ritual to be enjoyed. After a ritual, food becomes a way to ground out the energy, and becomes a ritual in itself. When practicing a solitary rite, eat as though you were dining with a companion in a fine restaurant. When practicing with others, make it even more so.


Too often, in covens, food is something picked up from the supermarket on the way to the group. In the few groups I have seen where food was a ritual after the ritual, the covens were extraordinarily cohesive and close knit. Coincidence? I think not.

Food after a ritual is something that should be special. Fresh local ingredients help tie you into the seasons of where you are living, food from foreign places help take you to that land. Done properly, food can *become* the ritual.

In one group, Beltane food was always eaten without utensils so that people could feel the sensuality of the food. Although the group was composed of monogamous married people and practiced no sex magick in the coven, the Beltane food ritual was always described as "orgy-like", quite proper for a fertility ritual.

When working with a coven, unless somebody had a main dish they wanted to share, the High Priestess often makes the main dish and assigns side dishes. This





is done to avoid the situation of having six desserts and no vegetables. It also makes it easier for the High Priestess to put something in the oven right before ritual and have it ready to come out. On the actual day of ritual, she is often engaged in other important activities, and time becomes an issue.

I firmly believe that the energy we feel gets put into the food we cook. For group meals, I will ask people not to cook when they were angry and to avoid cussing in the kitchen. I believe this is why fast food makes you overweight, not a mainstream idea but it does work for me.

So always pay attention to what you eat, especially around times you are doing a lot of Magick. The more “natural” foods you eat, the higher your Magick energy will be. Here is one of my favorites...

Lammas is a grain festival, so I usually bake bread for this ritual. I do not really want to give you a bread recipe, I have a KitchenAid and I wouldn't know how to translate the kneading by machine to kneading by hand, but I will give you an easy cheat dessert that always wins raves.

Baked apples in puff pastry

- 1 (17.5 ounce) package frozen puff pastry, thawed
- 3/4 cup packed brown sugar
- 3 tablespoons ground cinnamon
- 1 pinch ground nutmeg
- 1/4 cup chopped walnuts - optional
- 1 egg, beaten
- 4 Granny Smith apples - peeled, cored and chopped
- 1 cup confectioners' sugar
- 1 teaspoon vanilla
- 3 tablespoons milk

Preheat oven to 425°. Grease a baking sheet. Cut the puff pastry sheets into quarters to make 8 pieces. Brush each piece with beaten egg.


Combine sugar, cinnamon, and nutmeg together. Add apple and walnuts and toss to coat evenly. Divide into 8 portions and place 1 portion in the center of each piece of puff pastry. Pull up the 4 corners of puff pastry and pinch the edges to seal it completely. Place in preheated oven for 15 minutes and reduce heat to 350°. Bake for 25 minutes more until the puff pastry turns a light brown color.

Make an icing by mixing the confectioners sugar, vanilla, and enough milk to make a drizzling consistency. Dribble over the baked apples. You will want to cook these before ritual, so that by the end of dinner they will be just at that “perfectly warm” stage.

The “Mystical World Of Ancient Witchcraft” Summary

Before you go, I'd like to take a moment to apologize to you for something.





This book is in electronic format and can be easily sent to other people (in fact, I encourage you to send it to your friends). Because of this, I had to hold back on what I put into this book. Here's why...

Using Magick energy to "make things happen", is very different from having the secrets to control it. The art of Witchcraft is one that should be approached carefully. You should never pick up a book on Witchcraft, read the spells – and then try to do them. You need to SEE somebody doing – not only the spells – but the important techniques of connecting with, and controlling, your own Magick energy.

The truth is, there is no way for me to actually show you these techniques in a book like this. And I am worried that – if I lay out all of the steps for the spells, rituals, and other Witchcraft techniques in full, they may be abused (even "unknowingly abused") by raw beginners getting in tune with Magick energy for the first time.

This could cause unthinkable problems, and it would be difficult to live with myself knowing that this book caused anybody harm.

That's why I held back in this book. It is also why I have taken a lifetime of Witchcraft secrets that I personally used to change my life, into one big box.

At long last, I have completed my life's work. My "[Mastering The Magick Of Witchcraft](#)" [Miracles In-A-Box](#) contains everything you need to gain full control of the hidden energy inside of you.

Not only do you get full step-by-step guides, checklists, quizzes, manuals, CD audio interviews, and bonus books – but you get to see demonstrations of everything in the manuals on 9 unique DVDs.

In my opinion, this is the only way to present my Witchcraft secrets so that you are able to master them and unlock the full power of your hidden energy. It will change your life in ways you could only dream.

I want to take you by the hand, and show you the real power of Magick using Witchcraft. Even if you aren't interested in my course, at least have a look at <http://www.masteringmagickwitchcraft.com>. If nothing else, you will learn a lot more about the power of Magick.

My sincere hope for you, is that after reading this book you will understand what is possible with Magick. And if this book helps you in any way, [click here](#) to tell me all about it (I'd really love to hear from you).

The hidden energies that fuel real Magick are used every day (in many different forms) to literally transform people's lives with breathtaking miracles.

Everybody was born with the power to control Magick energy, and it really is easy to use it for your benefit once you know the secrets. As a matter of fact, your focus and emotions send out Magick energy every day – and you may not even realize it.





The difference is knowing how to focus your emotion and belief toward something specific (like bringing romance, friends, wealth, and happiness into your life).

No matter where your path takes you in life (and in Magick), I give you my Brightest Blessing on your future. May your road be filled with wonder, love, excitement, and pure happiness.

Love and Light,

Rose Ariadne,

Your Warm and Caring “Resident Witch In Charge”

[Mastering The Magick Of Witchcraft](#)

<http://www.masteringmagickwitchcraft.com>

P.S. Also be sure to check out my [blog](#) at <http://www.rose-ariadne.com> where we can keep in touch. I frequently post my latest thoughts on Magick and Life here – feel free to comment on anything I say. (I also occasionally reveal a new Witchcraft spell)

P.P.S. I also have an informational site on Witchcraft and Magick at <http://www.wiccansandwitchcraft.com>. I am always adding new information about the craft here – so make sure to bookmark it and check often!

P.P.P.S. Oops, one more thing... if you ever need any Witchcraft supplies, make sure to check out my catalog site of Occult supplies at <http://www.mysticalmagicksupplies.com>





Witchcraft Resources

These are the top 5 Occult supplies shops on the Internet today. If you want some of the most reasonable prices on wands, cauldrons, incense, stones, clothing, or other Witchcraft related items.

1. [Mystical Magick Supplies](http://www.mysticalmagicksupplies.com) (<http://www.mysticalmagicksupplies.com>)

And yes, this *is* my Witchcraft supply shoppe. And it probably seems that I am “biased” putting mine at #1 – but I am a perfectionist and know I can take good care of you...

2. [Capricorns Lair](http://www.capricornslair.com) (<http://www.capricornslair.com>)
3. [Isis Books](http://www.isisbooks.com) (<http://www.isisbooks.com>)
4. [13 Moons](http://www.13moons.com) (<http://www.13moons.com>)

Now, I am going to recommend some Witchcraft and Occult resources that I have personally checked out myself. When you are ready, you can rest easy knowing that the owners of these websites have wonderful products that REALLY work. (And yes, the first 4 sites are mine – because I trust myself, and will bend over backwards (without pulling a muscle) to make you happy in life, and in love...

1. [Mastering The Magick Of Witchcraft](http://www.masteringmagickwitchcraft.com) (<http://www.masteringmagickwitchcraft.com>)

Discover how to unlock the power of the hidden Magick energy within you to bring Love, Money, and Protection into your life – step-by-step.

2. [Ancient Tarot Secrets](http://www.ancienttarot.com) (<http://www.ancienttarot.com>)


Unlock the secrets your future holds with this step-by-step easy Tarot reading course.

3. [See The Future With Palmistry](http://www.futurepalmistry.com) (<http://www.futurepalmistry.com>)

Instantly begin reading Palms to see into anyone’s future. (even yourself!)

4. [7-Day Magick Crash Course](http://www.masteringmagickwitchcraft.com/crash) (<http://www.masteringmagickwitchcraft.com/crash>)

Warning: Some of the information I show you is similar to what you’ve seen in this book, but there are a few extra “surprises” for you. (Plus you get to keep in touch with me by signing up)



5. [Witchcraft Exposed](http://www.masteringmagickwitchcraft.com/exposed)

(<http://www.masteringmagickwitchcraft.com/exposed>)

A very good beginners book by that crazy duo Bogden and Giancarlo, it is a great read – you can trust them.

6. [123 Numerology](http://www.masteringmagickwitchcraft.com/123) (<http://www.masteringmagickwitchcraft.com/123>)

If you are interested in the secrets that Numerology holds for your life, you need to pay Blair Gorman a visit. This amazing guide to numerology is one of the best I have seen.

Now You Can Finally Control The Hidden Power Lying Deep Within You...

Discovered: Proven Witchcraft Secrets From Around The World - Guaranteed To Ignite The Magick Energies Lying Deep Within You To Bring Love, Wealth, Protection, And Other Miracles In Your Life *Almost Instantly!*

“Warning: You will learn to control hidden powers that 99.9% of all people in the world don’t even know exists...”

[Click here](#) to begin your life-changing journey...

