

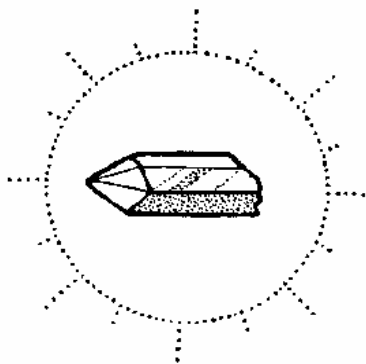
LESSON XII

STONES AND CRYSTALS

Like herbs, stones have been used in magical practices for millennia. Long before people figured out how to cut and polish stones for jewelry, they were carrying rocks for luck and magic. The principle of sympathetic magic assigned meanings to the stones that lay about everywhere on the surface of the Earth, based upon such qualities as color and shape -thus green stones such as *Aventurine* were used to promote growth and fertility, and red stones such as *Carnelian* were used to promote strength and vitality.

Moreover people's natural psychic ability helped them to determine how to use stones, by picking up on the qualities of the stone's **AURA**.

Everything which exists has an energy field, or Aura. The aura is as distinctive in its features as the physical form, each thing which exists having characteristic strengths and weaknesses as well as its own individual variations. These energy fields are not abstract, and they do not exist in a vacuum: auras affect each other when they come into contact, especially when conscious focus is applied. In this way the individual characteristics of a stone's aura will affect your own aura when brought into contact with it, thus influencing you in various ways.

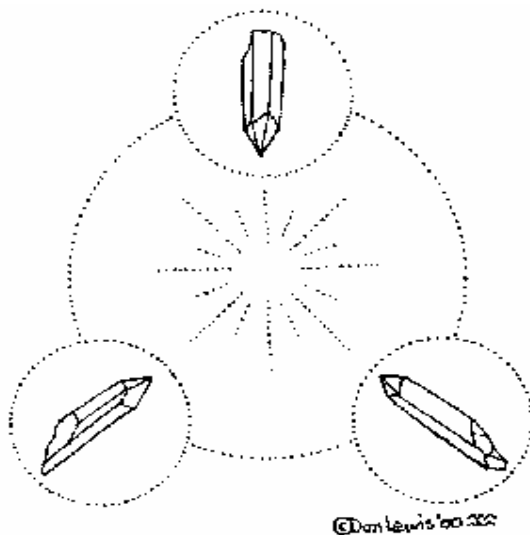


There are a number of ways in which people use stones to create a desired effect:

The stone can be used to attract or increase (amplify) energies which are in sympathy with its aura: as wearing *Rose Quartz* to increase inner happiness or attract romance, or placing a *Malachite* on top of paper money to stimulate financial increase.

The stone can be used to focus energy for a particular purpose, rather as a colored "gel" is used to change the qualities of theatrical stage lights: as visualizing a beam of light passing through an *Amethyst* to stimulate psychic opening, or passing through a *Flourite* for healing.

The stone can be used to create or strengthen



energy pathways: as when several pieces of *Quartz Crystal* are laid out in a triangle or square to create an energy **VORTEX** to aid in psychic or magical work.

Every kind of stone has specific characteristics which determine its best use. Moreover each individual stone has qualities peculiar to it alone -a personality if you will. Two *Garnets* will not necessarily function in the same way, or be equally good for the same function.

The best way to find the stone you need for your purpose is to run your hand over a selection of stones, a little bit above them -so that you can feel their energy without actually touching them. The stone you need will feel *different* from the others: often it feels warmer, sometimes colder, but always it will feel different.


There are many lists detailing the "meanings" and uses of stones, which may help you to determine the type of stone you need. These lists however do not always agree on the qualities they accord to the stones. This is because stones work on different levels depending on how you access them. If you seriously work with stones you may find that they interact with you in highly personal ways that are unique to you, because of the manner of your individual interaction. Of course this is usually how things work, but it is rarely stated. Thus while I include a list of uses for common stones, I caution you to be alert for individual variations that will enhance your experience.

Generally people access stones through their color vibration -though there are many other ways as well. The clearer a stone is, the purer its basic characteristics will be. The more **OCCCLUSIONS**, striations, etc., a stone has, the more individual its character will be. This is why clear, bright, crystalline forms such as *Emeralds* or *Diamonds* with few or no occlusions are so highly prized -for their ease and predictability of use. Yet the highly individual stone if correctly used may be far more precise and effective.

Not only gem stones, but also perfectly ordinary rocks can be used in this manner -though one must be alert to their individual nature. It is widely held that the most useful stones of all are those that are "found" rather than those that are specifically sought out. Lady Krystel, the head of the Correllian Tradition, maintains on her altar a small river stone, which appears to bear the most perfect likeness of the Crone Goddess on one side. Lady Krystel found it on the ground while walking along a perfectly ordinary road, yet in working with it has found it a powerful stone for psychic and spiritual attunement.

Remember also that synthetic as well as natural stones have auras, and therefore are sometimes useful. Many synthetics are extremely shallow, but others like *Goldstone* or *Marlenite* have a powerful aura that prove very effective.

Whatever kind of stone you use, remember that you are not only working with its physical form, but with its spirit as well. You may greatly facilitate your working by calling forth that spirit, visualizing it, and interacting with it. You may visualize the stone's spirit as a larger more perfect version of itself, radiating light. Sometimes also the **STONE'S SPIRIT** may come to you in human form, or as an animal, according to what is needed in the circumstance. Sometimes the stone's spirit will give



you advice, feedback, or needed information. Always focus is increased by working with it.

Just as you clear and release after each working, so too stones should be cleansed after being used. Some people cleanse their stones by running them under cold water. Others visualize white or yellow light as a cleansing agent. many other techniques, such as immersion in salt, are also used. Be alert for what works best for you.

Remember to thank your stones for the gifts

that they bring you, for they too are part of the circle of life, and deserve respect.

MEANINGS OF STONES

AMBER -(yellow, orange, brown) Helps clear the mind, gives mental clarity, inner peace.

AVENTURINE -(green) Draws money and prosperity.

BLOODSTONE -(green with red flecks) Promotes creativity, self-expression, and artistry. Also aids healing, especially from surgeries or blood related diseases.

BLUE LACE AGATE -(light blue) Healing. Overcoming obstacles. Can be used as a "wish stone."

BLUE STALACTITE -(blue) Personal power and direction. Helps with finding and staying on the right personal path. Promotes self-knowledge, centering, connecting to the **HIGHER SELF**.

CARNELIAN -(orange-red) Promotes personal power, strengthened magic, increased fertility or creativity, happy home. Also helps combat the jealousy of others.

CHRYSA COLLA -(blue, green) Promotes balance and inner peace.

CHRYSO PHRASE -(green) Clears blockages in communication, promotes eloquence and persuasiveness.

CITRINE -(golden brown) Strengthens self-esteem, promotes balance and good cheer.

CRAZY LACE AGATE -(brown stripes) Awakens hidden talents and abilities, promotes success in career situations.

CRYSTAL (CLEAR QUARTZ) -(clear) Amplifies and directs energy. Builds energy pathways. Strengthens the energies of anything its put with.

DIAMOND -(clear) Earth's hardest stone -promotes personal growth, spiritual lessons, perfecting of self. Also resilience, perseverance, permanence.

EMERALD -(light to dark green) Protection, success, prosperity. Also promotes memory, learning.

FLOURITE -(comes in many colors) Promotes healing. The focus of the healing may be emotional, physical, spiritual, etc., depending upon the color of the flourite.

GARNET -(dark red, wine) Personal power, focus, protection. Also aids in healing, especially with blood related diseases.

GOLDSTONE -(brown with gold flecks) Used to draw money, especially through commerce or the collection of monies owed. Goldstone is a synthetic stone, but made with real gold.

HAEMATITE -(silvery black) Gives protection, absorbs negativity, helps relieve grief or pain.

JADE -(comes in many colors, but most commonly green) Serenity, inner peace and balance, good fortune. Promotes the perfection of self, and connection to Spirit.

JASPER -(red, brown) Helps promote openness to new ideas and influences, flexibility.

JET -(black) Sacred to Hekate. Jet gives protection, promotes mental and emotional clarity, deflects negativity, and helps to overcome sorrow or sadness. Traditional stone of mourning, now grown rare.

LAPIS LAZULI -(dark blue) Promotes psychic opening, clairvoyance. Now grown rare.

MALACHITE -(green and black) Malachite promotes success -whether in business or love. Prosperity, creativity, fertility.

MARLENITE -(red, red and yellow) Also called "*Philosopher's Stone*." A very strong money stone, this synthetic stone is named for Marlena Berndt, famous metaphysical historian of gems and stones.

MOONSTONE -(milky white) Protection, absorbs negativity, promotes confidence, psychic opening.

MOTHER-OF-PEARL -(iridescent white) Deepens emotional commitment, draws marriage, long-term love.

OPAL -(iridescent greenish white with orange, red) Promotes psychic opening and development, sensitivity to spirits. Once considered unlucky by those who feared psychic phenomena.

PEARL -(white) Peace, compassion, love. Pearls are said to retain positive emotions incomparably well.

RHODOCHROSITE -(pink and gray) Promotes sexual adventure, fertility, pregnancy.

RHODONITE -(pink and black) Helps healing of emotional pain, especially from loss of love or loss of a loved one. Helps requite grief, draw new love. Promotes reconciliations of parted lovers or friends.

ROSE QUARTZ -(pink) Love, happiness, self esteem.

SODALITE -Sodalite is very similar to Lapis Lazuli and is often used in place of it. Promotes psychic development, clairvoyance.

TIGER'S EYE -(gold and brown stripes) Promotes popularity, eloquence, persuasiveness. Helps improve communications. Also used for protection in traveling, and for protecting mechanical vehicles.

TURQUOISE -(blue) Protection, good fortune, psychic opening. Considered very sacred.

There are many ways to use stones. They can be carried in a pocket, or worn as jewelry, to keep their influence around a person. They can be placed upon an altar, or just kept in a room, to impart their characteristics to that location. They can be used in magical tools to impart their qualities to the energy being focused, or they can be used as magical tools themselves. Among the most common ways to use stones are in the forms of **AMULETS** or **TALISMANS**. You will learn more about about Amulets and Talismans in the Spell of the Month section of this lesson.

EXERCISES

If you have been doing your lessons regularly, your daily regimen should now include Exercises #7, #8, #9, #13, #14, #15, and #16, #20, and #21. In addition you should be doing Exercises #10, #17, #18, and #19 as needed.

At this point you are ready to simplify your regimen again. Continue to use all of the exercises you have learned as you feel the need, but on a daily basis you will now substitute the following:

EXERCISE #22

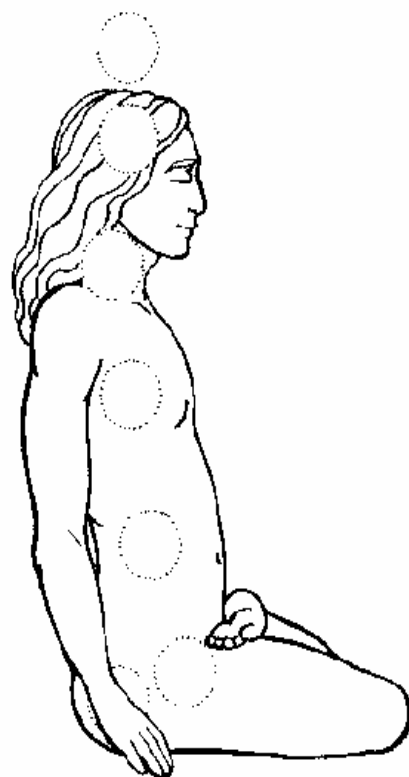
Begin as usual by clearing and releasing all excess energy.

Then do Exercise #7, opening the Chakras by visualizing a ball of colored light in each.

Follow with Exercise #8, turning each ball of colored light into a ball of clear white light.

Now go on to Exercise #9, transforming each ball of white light to a ball of purple colored energy.

At this point you will



deviate from the existing regimen.

Follow Exercise #9 by returning to the Root Chakra. Focus on the ball of purple light which you have opened here. Imagine that purple light being transformed into glittering silver energy, like that you have been working with in Exercise #20. When this image is clear in your mind, move on to the Second Chakra, and transform the ball of purple light which you have opened there to a ball of sparkling silver light. Continue through all of the Chakras till you reach the Crown Chakra.

Then end by closing the Chakras, and clearing and releasing as always.

EXERCISE #23

When you can open these balls of silver light in each Chakra with ease, you are ready to move on to the next exercise.

Exercise #23 differs from Exercise #22 in that after opening the balls of silver light in each Chakra, you will now return to the Root Chakra.

Transform the ball of silver light in the Root Chakra to a ball of golden light. Just as in the previous steps of this process, continue through each Chakra until you reach the Crown Chakra. Then close them back down, clear and release as usual.

Remember that the silver and golden light differ from ordinary colored light in that they are not clear, but are composed of constantly swirling, glittering particles. This is an important distinction, as it makes a great deal of difference to the energy you are working with.

As this is the last lesson in this series, this is also the last set of Exercises.

As you go forward you will want to continue to develop psychically. Use these exercises as a starting point, and allow your Higher Self to guide you in devising new exercises for yourself. Do not be afraid to play with it, and to experiment. Just like any skill that you might develop with your physical body, this is a perfectly natural process. Do not push yourself, or try to go faster than you are ready for, but take it at your own speed. Enjoy the process of growth, for that is part of the reason it is given to us.

SPELL OF THE MONTH

TALISMANS AND AMULETS

In keeping with the subject of this Lesson, our Spell of the Month is about the creation and use of **TALISMANS** and **AMULETS**.

Talismans and Amulets are magical items which we use to help bring about changes in our lives or in specific situations. They can be carried on the person, in a pocket for instance, or on a chain around the neck, or they can be put in an appropriate place

such as under a pillow or on a desk.

A Talisman or Amulet can be made for any reason, though commonly they are used for such purposes as stimulating creativity, increasing prosperity, improving communication, expanding psychic receptivity, strengthening magical ability, drawing success either generally or to a specific endeavor, and overcoming general or specific problems.

The difference between a Talisman and an Amulet is this: A Talisman is a natural object, such as a stone, which is used in its natural state or with minor augmentation. An Amulet is a specially created object, made just for the purpose that it will be used for.

Over time however, the two words have blended together, and people often use them interchangeably.

A Talisman may be made of just about anything. Found stones and other "lucky" objects are often used for Talismans. Perhaps the best known Talisman of this sort is the Four Leafed Clover, which because of its scarcity is

taken as an omen of and Talisman for good luck. A found penny, picked up for good luck, is another well known and enduring example of a simple Talisman.

But a Talisman need not necessarily be a found object. Many people purchase tumble polished gem stones and carry them in a pocket or a small pouch - these two are Talismans, believed to impart the qualities of the specific stone to the user of the Talisman.

An Amulet on the other hand is something we make. A stone carried in a pouch is a Talisman. A stone set as a ring or augmented by a magical symbol is an Amulet.



An Amulet also can be made of almost anything, and can range from the very simple to the extremely complex.

An example of a very simple Amulet is a magical symbol -such as the Egyptian Ankh- drawn on a piece of paper and worn or carried. This would impart the qualities

of the Ankh -life and vitality- to the user of the Amulet. Put the paper with a complimentary stone -such as a Carnelian- and put it in a small bag, and you have a

more complex Amulet. You might also add a complimentary herb, or other items which also serve to stimulate the Amulets purpose.

Long lists of items and their correspondences exist that can help us in selecting items to use when making Amulets. But ultimately whether an item feels "right" or not is the best way to decide whether or not to use it. The lists of Herbs and Stones which have accompanied these Lessons, as well as the lists of Metals and Colors below, will go along way toward giving you inspiration for Amulet making.

In making Talismans and Amulets do not feel that your efforts must conform exactly to what anyone else says -remember that like everything else in magic the purpose of these things is to act as **KEYS** to stimulate powers which are within you. Even though the substances of which Talismans and Amulets are made have properties of their own, how you charge the item will greatly influence how those properties will be used.

HOW TO CHARGE A TALISMAN OR AMULET

A Talisman or Amulet may be charged quite simply in basically the same way that we would charge anything else.

The easiest way to do this is to hold the item in your hands, and visualize a ball of white light around it. As you do this, focus on the purpose to which the item is to be put. Concentrate upon that purpose, and imbue

the item with that energy. In this way you add greater energy to it's native qualities.

There are also more complicated ways to do this.

METHOD # 2

Begin by clearing and releasing all excess energy.

Place your hand over the item. Make three Tuathail or counterclockwise circles over the item, concentrating on removing any negativity from it. Say something to the effect of:

"Behold, I do cleanse and purify you, casting out from you any impurities which may lie within!"


Imagine yellow-white light pouring down from your hand into the item, and forcing out all negativity.

Now make three Deosil or clockwise circles with your hand over the item. Say something like:

"And I do bless and consecrate you to this work!"

Visualize the item being filled with a clear, bluish white light. Imagine the item filling with this light until it shines as brightly as if there were a blue-white sun within it.

You have now cleansed and charged your object.



COLORS

BLACK -wisdom, guidance, protection.

PURPLE -spirituality and psyches.

INDIGO -Clairvoyance, spiritual guidance.

BLUE -communication, focus, will power.

GREEN -healing, prosperity, fertility.

YELLOW -happiness, success.

ORANGE -creativity, self-expression.

RED -strength, vitality, passion. Red can be used to add extra energy to any working.

PINK -romantic love, compassion.

WHITE -Innocence, manifestation, general purpose.

METALS

GOLD -Gold is sacred to the Sun, that is to say the God generally, and especially in His form as the Lover or Consort of the Goddess. Gold is used for physical success, fame, and personal achievement.

SILVER -Silver is sacred to the Moon, that is to say the Goddess generally, and especially in Her form as the Great Mother. Silver is used for psychic opening, clairvoyance, and all manner of magical work.

MERCURY -Mercury is sacred to Mercury, that is to say the God in His form as the Sorcerer. Mercury is connected to communication, speed, and movement -but as it is extremely poisonous it is not generally used today.

COPPER -Copper is sacred to Venus, that is to say the Goddess in Her form as the Maiden. Copper is connected to prosperity, fertility, and growth. It is also considered the metal most conducive to psychic energy, and therefor is often used in the construction of magical tools.

IRON -Iron is sacred to Mars, that is to say the God in His form as the Hero. Iron is connected to strength, protection, and endurance.

TIN -Tin is Sacred to Jupiter, that is to say the God in His form as the King. Tin is connected to expansion, joviality, and openness.

Lead -Lead is sacred to Saturn, that is to say the Goddess in Her form as the Crone. Lead is connected to grounding, shielding, and protection -especially from outside influences.


are given life by Her.

The Goddess created the God from Herself -He is part of Her: "*Her Self and Her other Self*". As the Goddess is Spirit, the inner force behind all life, so the God is the outer form and process of living, through which Spirit expresses Herself.

Neither is complete without the other. Form without soul is dead. But soul without expression is stagnant.

Many people believe that the soul has more value than the body, and that spiritual growth must be at the expense of the physical self. For this reason **ASCETICS** have practiced self denial and personal mutilation, hoping that they could leave the physical world behind.

The Correllian however would say that the body is the vehicle through which Spirit is expressed, and thus is sacred and to be loved. We believe that it is through the union of Goddess and God -of Spirit and physical expression- that life goes forward. Neither is



complete, and thus Neither is happy, without the Other.

We began our **GOD OF THE MONTH** segments with the *Genius-Juno* -your own, Divine, soul. We end it with your equally Divine body. Your body, and the life you are living through it, is an expression of Spirit, of Goddess. It is holy. Goddess and God come together in the union of your soul and its physical expression. Therefor honor it.

In the *Great Rite* the Athame is conjoined to the Chalice. This represents the physical consciously uniting with the spiritual. You are yourself, in every

GOD OF THE MONTH YOUR DIVINE BODY

*"The Goddess is not Greater than the God
Nor is the God greater than the Goddess
But Both are equal
And Neither is complete with the Other."*

This simple piece of liturgy sums up much of the Wiccan attitude toward life and the Divine.

As we learn in the *Vangelo Delle Streghe*, the Goddess arose before all things -She is Spirit, the soul of the World, and of the Universe. All things which exist

moment of your life, the Great Rite personified.

Your soul -your Higher Self- deserves your reverence, even as do the Cosmic powers of Goddess and God, for you are part of Them. Likewise revere your body and your life path, for these are your most concrete expressions of the Divine, and the way in which you can most effect the Universe for the better. Do not underestimate the importance of this, or take it for less than the miracle it is. All of existence, the Goddess and God and all the Universe has existed to bring you to this place in this moment in this body -the moment of creation is NOW. It is always now. And your physical expression, perfected to this point through thousands of lifetimes, gives you the capacity to take part in creation.

Hear then the words of Krystel High-Correll, First Priestess and paramount head of the Correlian Tradition:

*"Holy is my body and beautiful
Wise are its instincts and desires
Body I honor your instincts
Body I honor your desires."*

Light a white candle to honor your body -your physical expression of your part of Divinity. Anoint your body with essential oil chosen for the pleasure of its scent. Repeat the wise words of Lady Krystel as an affirmation of your body's holiness and remember -You are God experiencing Herself.

GLOSSARY

AURA -The term Aura is used to describe the halo of energy which appears to surround the body, which is visible to clairvoyants. The Aura is part of the energy of the soul. The Aura is normally visualized as a large ball or "egg" of light, surrounding the body for a radius of several feet. The more developed a person's energy, the larger their Aura is likely to appear. There are several techniques for "reading" the colors of the Aura, from which a skilled reader can decipher issues of health, mood, or general personality.

VORTEX -A Vortex is an energy center existing naturally as a nexus point in the Earth's energy, or specially created through magical means. For example the energy construct known as the Magic Circle is an artificially created energetic Vortex, used to augment the psychic or magical abilities of those within it. Because the energy in a Vortex is especially strong, it will add power to any working performed within or through it. For this reason natural Vortex points are usually considered sacred and are often used as worship centers.

OCCCLUSIONS -Occlusions are markings and mottlings within a stone which give it individual character. Like the wrinkles on a human brain, occlusions are developed as the stone takes on its individual character. Though an occluded stone varies from what is considered archetypically perfect for its type, these variations are often the very thing which makes the stone ideal for individual working.

STONE'S SPIRIT -All things which exist, no matter how inanimate they may appear, are a manifestation of Deity -Goddess- which has taken shape through the seven planes of existence, and consequently has many levels to its existence. Just as for humans, this is also true for stones. And just as with humans, the stone's Higher Self is a clearer expression of its soul and of its ultimate connection to Spirit. Therefor in working with stones and crystals remember to connect with its Higher Self and you will have greater success.

HIGHER SELF -The Higher Self is that part of a person or other existence which is usually referred to as its "spirit" or "soul". In Wicca we strive to be more and more closely aligned to our Higher Selves, so that we may work from the highest part of ourselves for the highest good. Mechanically speaking the Lower Self constitutes those parts of our being of which we are automatically aware- our Physical Self (our body), our Emotional Self (our feelings) our Mental Self (our ability to think and reason). Our Higher Self requires more work to access, and includes our Astral Self (our ability to manifest things magically), our Soul (the accumulation of the experiences of our many lifetimes), our Monadic Self (The part of ourself that is at One with Deity, yet can experience separately), and our Divine Self (which is our ultimate point of connection to Deity, or All-That-Is).

TALISMANS -When a natural object, such as a stone or plant, is used in its natural state or with minor augmentation with the intention of producing a metaphysical effect on or for the user, it is called a Talisman. Talismans are used to bring luck, stimulate success or prosperity, and for many other reasons. A common example of the use of Talismans is finding and carrying a lucky stone. Another example is framing the first dollar a person earns.

AMULETS -An Amulet is a magical charm which is made for a specific purpose. Amulets can be very simple, or extremely complex. A simple form of Amulet the famous Rabbit's Foot keychain. Another example is the practice of pressing a flower from a special event with the intention of giving that event success or permanence, or stimulating a continuation of positive emotion stemming from it.

KEYS -Keys are items, ordinary or extra-ordinary, which we use to stimulate the shift in consciousness which is

necessary for the use of magic. By shifting consciousness we connect to our Higher Self and work from the higher levels of our being, which are free from the blockages which often hold back our Lower Self.

ASCETICS -Ascetics use physical self-denial or pain to stimulate spiritual growth. Often they do so in the belief that the physical world is bad, an aberration from a purely spiritual existence which they believe would be better. In Wicca however, we believe that the Physical World is the expression of Spirit, and is good and holy in its own right. We do not condemn Asceticism and recognize that it has its place for those who need or choose it, but we do not believe that it is necessary to reject the Physical in order to embrace the Spiritual.

Exam for Lesson XII

You may take the exam online at WitchSchool.
<http://www.witchschool.com>