

Studies of the Neophyte
(Neophyte Study Series 1)
By Frank Salt

STUDIES OF THE NEOPHYTE

SYLLABUS:

1. Let the Neophyte meditate daily upon,
THE POINT

as defined in mathematics:-

The Point has position but not surface.

i.e. it has no mass, no size, no area - it has POSITION only.

Meditation notes should be kept on all ideas that come to mind in this connection and sent to the Officer in charge at regular intervals, weekly for a start.

2. Learn the diagram of the TREE OF LIFE. Our basic symbol
3. Learn the Hebrew Alphabet as shown. Use the photo-copy of the Hebrew supplied, being Genesis Chap. 1, as a reference for correct forms of the Letters. It is important that you get the form as accurate as possible from the start. Some Letters are easily confused with others, and care from the start is essential for later application of these 22 sacred symbols.
4. Learn by heart the 12 Signs of the Zodiac
the 7 Planets
the 4 triplicities
the 4 elements
the 3 Principles of Alchemy.

When you are certain you can pass a written examination on these items of elementary Qabalistic information you should advise the Officer in charge to be so examined.

There is a minimum period of six weeks before you may take your next Grade, being the minimum time to be spent on the prescribed meditation and in reading and re-living the O=O Ceremony.

IT SHOULD BE NOTED THAT THE CEREMONIES ARE INVIOABLE.

The Ceremonies embody our whole system and MUST NEVER BE ALTERED. All else that you receive is subject to human error. Attempts to give you some insight into the Ceremonies. Get to know your Ceremonies well; soak in them, recapture their essence.

Read the General papers supplied, ask questions, They are brier suggestions, NOT DOGMA, you don't have to believe them, but they are worthy of your serious consideration.

Consider the correspondences of the Officers in the O=O Grade to aspects of human nature - they are all parts of YOU. Try to grasp what they represent in daily living, both personally and in society. These Officers are at once aspects of YOU and of humanity. In so doing you increase your rapport with the Cosmos and your capacity for living. You need not be "clever" to do this. The attunement occurs simply by taking an interest in the symbolism. Don't strain.



Where Atua Temple Order



Where Atua Temple Order

K.L. 1.

Page 2.

THE FIRST MEDITATION

.....

"Let the Neophyte meditate upon "THE POINT" as defined in mathematics. "The Point has position but no surface" The word "Surface is intended three dimensionally, in short, the Point has POSITION only - no magnitude.

Alert attention is the attitude of mind used in meditation for our purpose. Therefore sit erect in a comfortable chair - do not lounge or slump. These positions would be evident in your work. The old style "carving chair", or dining chair with arms at elbow level when seated erect, with the base of the spine pressed against the back and the arms relaxed but supported is indicative of a good mental poise yet allowing physical relaxation.

Arrange that you be not disturbed by domestic affairs, so that you can relax emotionally as well as physically. With practise you will be able to continue good meditation even though the daily family life goes on in the rest of the house. You will become absorbed in the given topic and able to disregard externals. Thus neither do others interfere with you nor you with them. There is no need to demand that others alter their lives to suit you.

The actual time spent on the given topic should be about 20 minutes, but some simple preparation - even dedication - may take a few more minutes. Rhythmic breathing for a minute or two while relaxing and withdrawing from personal problems is a help. Discuss this matter with your mentor, the assisting officer, as people and their problems vary greatly and rigid guidelines cannot apply to all.

Take the topic assigned as a focus, and you will find various ideas will come to mind and should be noted down. Keep an orderly mind and make notes to be sent in for the guidance of the officer in charge who may give a few hints, to lead you in the direction known to be in line with the overall system of the Order.

Topics given follow a definite and carefully chosen sequence in line with known tendencies of the Soul and should be carefully followed if the aim of the Soul is to be fulfilled, and this is the object of the whole system of the Order. To work with the Soul rather than with the personality.

Be simple and natural in your work and avoid strain. The Soul is the most "natural" part of us, not some wierd and supernatural spook. She is symbolised by the Hegemon who guided you through the O=O ceremony as the Soul will guide you to your ultimate purpose and has already brought you thus far.

Remember that the time spent on each topic initiates a process which will continue long after the allotted time for that topic. It may be years before you realise why that topic was given.



This is the first of a series of four "Knowledge Lectures" containing the fundamentals of which you will build the foundation of your researches.

It should be explained that we have no "Doctrine" to teach. Doctrine is an abuse of credulity - and we want you to discover that you know rather than impose an ever increasing burden of "Facts" on you. We are merely giving you the tools with which to work. Having become thoroughly familiar with this elementary language of symbols we trust you may learn to penetrate symbolism generally.

Firstly, our basic glyph is the TREE OF LIFE NOT THE TREE OF KNOWLEDGE - GOOD AND EVIL of the Garden of Eden.

This figure consists of a series of ten circles each being referred to as a "SEPHIRA", the plural of which is SEPHIROTH, and a series of 22 "PATHS" which link the Sephiroth together, and as you progress almost all the information we give will be in some way an aspect of the Tree of Life.

You will note that the Tree has three vertical Pillars. The Pillar to your left is known as the Pillar of Severity, The Pillar on your right is known as the Pillar of Mercy while the central column is the Pillar of Equilibrium, or the Noble Middle Way.

The Sephiroth are ten "States" of consciousness, while the 22 Paths are seen as "Modes of activity" in consciousness. Our aim is to vivify and activate these 32 "MYSTERIOUS PATHS OF WISDOM SAFELY AND QUIETLY."

Note the proportions here used. The Central Pillar consists of seven points equidistant along its height. At each point is either a Sephira or a transverse Path, and the length of each Path is the same on each side of the central line.

There are many diagrams of different proportions, but we find this one to combine the virtues of all and adhere to it.

Each side-pillar consists of three Sephiroth, while the Pillar of equilibrium in the centre consists of four Sephiroth, with three Paths linking them.

By first marking out your Middle Pillar at seven equidistant points you establish the trunk of the Tree. Now measure the distance between points and draw two parallel lines across the first points so that the ends are as far from the Pillar as the points on the trunk. Just check the proportions of the sample provided and you will see that the centres of each circle are as far from the Middle Pillar as the distances of the original 7 points.

Practice drawing this glyph until you can do it from memory. Later on, when you have all the associated information you will need to draw a large Tree and include on it all the information in the appropriate part of the Tree. At first you have only the English Names and the English equivalent of the Hebrew Name. Your final Tree will consist of Hebrew only, with some four Hebrew Names allotted to each Sephira and the 22 Paths numbered in the correct sequence.

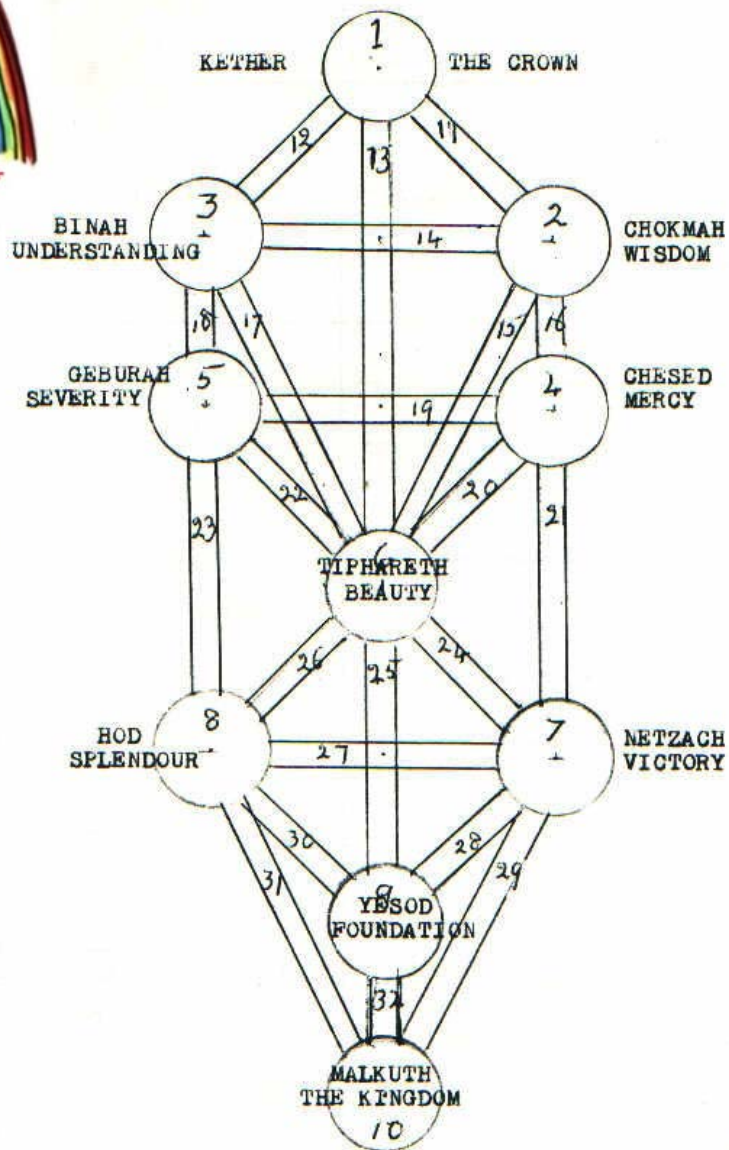
The virtue of this Glyph is that when all the symbolism is included your sub-conscious mind will register it perfectly as one comprehensive entity. Particularly as YOU have drawn it for yourself. It is not a prefabricated replica of someone else's handiwork. Your conscious mind has directed YOUR subconscious mind to produce it. It is YOURS.

On the enclosed sample all the working guidelines have been shown so that you can see how to do it. When drawing your own Tree these guidelines will not be shown.



Where Atua Temple Order

K.L. 1.
Page 4.



The Tree of Life




Where Atua Temple Order


KL.1
Page 5.

THE HEBREW ALPHABET



LETTER	FINAL	NAME	MEANING, ENGLISH EQUIV.	NUMBER	
א		ALEPH	OX	1	A
ב		BETH	HOUSE	2	B
ג		GIMEL	CAMEL	3	G
ד		DALETH	DOOR	4	D
ה		HEH	WINDOR	5	H
ו		VAU	PIR, HOOK, LINK	6	V
ז		ZAYIN	SWORD	7	Z
ח		CHETH (HETH)	FIELD, ENCLOSURE	8	Ch
ט		TETH	SERPENT	9	T
י		YOD	HAND (RAISED)	10	I, J,
כ	ך	KAPH	CLIPPING NAIL, FIST	20, 500	K
ל		LAMED	OX-GOOD	30	L
מ	ם	MAIM (MEM)	WATER	40, 600	M
נ	ן	NUN	FISH	50, 700	N
ס		SAMECH	PROP, SUPPORT.	60	S
ע		AYIN	EYE	70	O, NG
פ	ף	PEH	MOUTH	80, 800	P, Ph
צ	ץ	TZADDEI	FISH-ROCK	90, 900	Tz
ק		QOPH	BACK OF HEAD	100	Q,
ר		RESH	FRONT OF HEAD, FACE	200	R
ש		SHIN	TOOTH	300	Sh
ת		TAU	CROSS	400	Th



NOTES ON THE HEBREW ALPHABET I

Care should be taken to write these letters very carefully. In later use the accuracy of the form is important and one must resist the temptation to write them hurriedly or carelessly. The accompanying photostat of the first page of Genesis is the best type-face I have found, and it will pay to find each letter on that sample. One caution, for a very special reason the first letter, Beth,  is written larger than usual.

Generally, each letter is written as if in a square or in the right side of a square, as with gimel, vau, zayin, yod, nun each occupy only the right half of a square, while lamed and quoph extend above and below the square respectively.

Some letters look very similar e.g. daleth  and resh , but so do our C & G and they will be easily distinguished after a little use.

Hebrew is written from right to left, and the texts are very carefully checked. One method of checking is that as each letter has also a numerical value, the total enumeration of each verse can be compared with the original.

Five of the 22 letters change their form and significance if they end a word, and it was the custom to elongate a letter at the end of a line to maintain uniform length of line.

If the name of any letter is spelled out, e.g. ALPh, the first letter is the Hebrew word for "ox". Now if we consider the symbolism of the ox in ancient times, it was the only source of power, hence we now include atomic power, i.e. power per se rather than just "ox", and it is the symbolism we are to study rather than the literal reading. We need not learn Hebrew as a language with its grammatical peculiarities, for in our sense Hebrew is its own dictionary, and we will be interested in single words rather than in sentences.

At this stage it is only necessary to memorise the alphabet and the outer meaning of each letter thoroughly, so that they are clearly imprinted in our memory or sub-conscious mind. This achieved, the sub-conscious will automatically associate the meaning with the letter, though the conscious mind may be a bit slow to interpret a group of letters. There is much more to this but that will ensue easily.

Pronunciation is an academic exercise, widely disputed by experts, but we settle for the sounds here given and forget the arguments. Rabbis from different nations can waste their time on how to pronounce the words.

As we have said, the sub-conscious mind associates impressions very well, and as we add to the symbolism of the letters, so will the sub-conscious collate all impressions instantaneously, hence the importance of accurately formed letters, for the sub-conscious will be distracted by inaccuracies. This applies to all work with symbols.

The letter aleph has a numerical value of 1, but when written at length, ALP, or when written larger than usual, it means "Thousand".

The original Hebrew writings had no vowels. It was written for contemplative study. Only later, about the time of the rebuilding of the Temple were vowels indicated by dots and lines within or under the letter, as in our sample script. We ignore these as irrelevant to the symbolism of the letters.



THE TWELVE SIGNS OF THE ZODIAC

♈ ARIES, the Ram	♎ LIBRA, the Scales
♉ TAURUS, the Bull	♏ SCORPIO, The Scorpion.
♊ GEMINI, The Twins	♐ SAGGITARIUS, The Archer.
♋ CANCER, the Crab	♑ CAPRICORN, the Goat.
♌ LEO, The Lion	♒ AQUARIUS, the Water - bearer.
♍ VIRGO, the Virgin	♓ PISCES, the Fishes.

THE SEVEN PLANETS

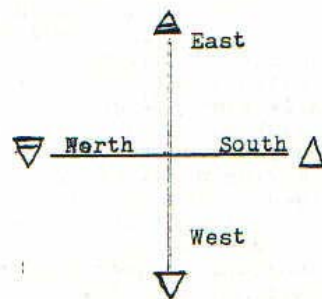
♄ SATURN	♃ JUPITER	♂ MARS
☉ SUN	♀ VENUS	☿ MERCURY
	☾ MOON	

The FOUR ELEMENTS.

▽	EARTH (the physical)
△	AIR, (intuitive)
△	FIRE (intellect)
▽	WATER (emotional)

The THREE PRINCIPLES.

♂	SULPHUR
⊖	SALT
☿	MERCURY



THE 4 TRIPLICITIES

♈	♉	♊	♋
♌	♍	♎	♏
♐	♑	♒	♓
♈	♉	♊	♋

A Keyword to the sequence of the Triplicities is F E A W.

Thus starting at ARIES = F (ire)
Taurus = E (arth)
Gemini = A (ir)
Cancer = W (ater)

and so on round the circle of the Zodiac.

NOTE that each Element and its Triplidity is assigned to a Letter of the Divine Name. This also applies to the 4 directions.



ASTROLOGY

KL7
Page 8.

At no time in this work do we wish to impose on your credulity, in fact the trend is away from belief towards knowing. This word has a special significance here, in that we may believe there is a place called Vladivostock, but we know our family.

The astrological signs have for thousands ^{of years} been projected by man upon random star groups bearing little likeness to the symbol ascribed to them. Thus the symbols came out of man, we projected them. Now we must assimilate them.

The 22 letters are divided into a 3, a 7 and a 12, referred to as 3 Mothers, 7 daughters, or double letters, and 12 simple letters. The 12 simple are allotted to the 12 Signs of the Zodiac, the 7 double to the seven planets of old, and the three Mothers, Aleph, Mem & Shin to the elements Air Δ , Water ∇ , & Fire Δ . You will say Earth is missing. Good point. Ponder it.

We therefore learn the qualities assigned to each sign, planet, and Element, further illuminating the abstract meaning of each letter. To those who can bring themselves to do it, the setting up and reading of a horoscope is a very useful exercise. We do not go into astrology very deeply here, but some may like to study it further. At this stage it is enough to be able to recognise these symbols. Later we will look at their attributes and their relationship to the 22 Letters. There will be other items associated with the 22 Letters, plus another groupings of 10.

Later you will be required to fill out a composite glyph known as the "TREE OF LIFE" in which all items are set out as a single glyph. We here give the bare bones of the Tree Of Life. This is referred to in an ancient manual known as the SEPHER YETZIRAH, or, in English "Book of Formation" which deals with the "Thirtytwo Mysterious Paths of Wisdom", i.e. the 22 Letters plus the Ten Sephiroth, here named in English only. The word Sopher means "Book", sephiroth is the plural, i.e. "Mode of expression". The proportions of this Tree differ somewhat, but this one fits in best with later symbolism to be added, and rewards your speculation. The book refers to 32 paths, including the circles of Sephiroth, but for convenience we usually refer to "Paths" for the lines and "Sephiro" (singular) for the circles.

The proportions here are 7 units high by 2 units wide, measuring to the centres. It is useful to visualise yourself as standing in the Tree with feet just touching "The Kingdom" and "The Crown" floating just above the head. There are certain points in the body which can be felt as highly active. Some books go in for highly speculative details of these "Chakras" but is better not to dwell on these, as their functions may be artificially simulated (not stimulated), leading to illusory gratification of nature's wish to complete the evolutionary process, the last step in the total activity of life on this planet.

This diagram takes some time to draw, and as it is frequently used, perhaps we could draw one good one, rather larger than the one here shown, and have photocopies made. For everything in life can be related back to this glyph.

At this point it would be worth reading the first two chapters of Genesis with particular attention to verses 9 & 17 of the second chapter. Draw your own conclusions. You may well have some problems with these two chapters!

A later paper will give the attributes of the Signs, planets and Elements, and later again the correspondences with the 22 Letters. From now on **SEEK OUT ALL CORRESPONDENCES.**

SYMBOLS.

At each Equinox the new Hierophant states the purpose of the order in his "CONFESSION" immediately after his installation. An excerpt reads "-----seeing that the whole purpose of the lower mysteries..... is, by the intervention of the symbol Ceremonial and Sacrement, so to lead the soul that it may offer the only clean oblation, and acceptable sacrifice which is love expressed towards God, Man, and the universe." (the word love will expand in value to you)

The full details of the use and function of symbols and their living elaboration, Ceromonial, cannot be dealt with here, but we will simply say that their action is truly magical in that they have a direct appeal to a deeper level of our being than the conscious mind.

We represent them to you in a ordered sequence in the Rituals and in the meditation subjects. We train you to use them and the rest is up to ^{they are} you. Held steadily in the conscious mind over a period of time, upon ^{a glyph} which the soul can build thoughts in the conscious mind.

The regular daily practice of meditation for some weeks on each symbol delops almost imperceptibly the faculty of insight. Over a period of several years we gradually grow more accustomed to seeking the inner significance of the outward form, until at length we pierce the veil of illusion and glimpse a new concept of life. We are asked occasionally why we do not "come straight out and tell the student what we mean" there are some who demand "teaching". It is the policy of the interviewers on meeting a candidate for admission to clarify this point before admission, but we find that some people forget this point and become impatient for knowledge, we do not deal with the Tree of Knowledge, good & evil but with the Tree of Life. Christ said "I am come that you might have life and have it abundantly":- and never wrote a word. When he taught, it was in parables (symbols) "and without a parable spake He not unto them"

But, when they were alone, he taught His Disciples, as the Christ within each of us ever seeks to teach those who humbly listen to the inner voice.

In the suggested form of meditation you will note that of the personal attributes in turn is set at rest, so that we withdraw inwards from them progressively and purposefully to the mental plane.

Here we become fully active and alert, meditating, as defined on page one, upon the symbol fully in control of the mind and using it as a instrument. In stage six we drop the mental activity, and experience for a moment ONLY, pure consciousness, in which we offer ourselves to the glory of our Creator. Then we reclaim our instrument, from the Altar consecrated anew to the service of ALL, and go our way in peace.

Do not let this form make meditation look complicated. Be simple in your work, and avoid strain.

This page concludes Frank Salt neophyte study notes.
Please use these notes to supplement your O=O Workbook.
Your Neophyte examination questions will be based upon this material.

- Jean de Cabalis
Cancellarius Where Atua



Where Atua Temple Order