


ALCHEMY SYMBOLS

TRUE TYPE AND POSTSCRIPT TYPE 1 FONTS



User Manual

DENIART
S Y S T E M S



ALCHEMY SYMBOLS

Introduction

ABOUT ALCHEMY

The Alchemy Symbols Series contains over 220 unique characters based on the cryptic symbols used by Alchemists in the middle-ages. Referred to as steganographic and spagyric signs, the series includes symbols representing metals, processes, instruments, weights, materials and spirits.

UNDERSTANDING ALCHEMY

The most common misconception about Alchemy is that it is exclusively the precursor to modern chemistry and had as its sole objective the transmutation of base metals into gold. Although chemistry did evolve from Alchemy, the mysterious dogma of Alchemy pertains to the quest for the Elixir of life, the Key to Immortality and Health, and the search for the Stone of Knowledge.

This series contains over 220 characters based on the symbols used by Alchemists in the middle-ages in their pursuit to make gold and uncover the Elixir of Life. Referred to as steganographic and spagyric signs, the font set includes symbols representing metals, processes, instruments, weights, materials, and spirits.

KEYBOARD LAYOUTS

































The Character Guides provide a valuable reference for interpreting the signs included in the Alchemy Symbols Series. Each set illustrates the fonts in standard and shift key positions.

The keyboard Character Maps provide a quick reference of the character position on the keyboard.



ALCHEMY A













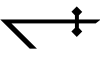



















Character Guide

a  Arsenic (Red)	A  Antimony	b  Gold	B  Aqua Fortis
c  Silver	C  Air	d  Gold	D  Potassium
e  Earth	E  Soapstone	f  Fire	F  Lead
g  Gold	G  Glass	h  Gold	H  Receiver
i  Iron Filings	I  Crucible	j  Arsenic (white)	J  Gold
k  Clay	K  Gold	l  Lead	L  Gold Trinkbar
m  Gold	M  Gold	n  Nitric Acid	N  Nitre Flower
o  Orpiment	O  Gold	p  Pewter	P  Gold



ALCHEMY A

Character Guide

q  Soapstone	Q  Retort	r  To Take	R  Copper
s  Silver Spirit	S  Sugar	t  Gold Saffran	T  Tin
u  Stone	U  Arsenic Sulphur	v  Magnet	V  Vinegar
w  Beeswax	W  Wood	x  Alcohol	X  Tartar
y  Decompose	Y  Hermatite	z  Oil Essence	Z  Sulphur
1  Salt	!  Lead	2  Gold	@  Mercury
3  Spring	#  Gold Litharge	4  Alum	\$  Sublimation
5  Ounce	%  Anneal	6  Pound	^  Copper Acetate



ALCHEMY A

































Character Guide

7	Ʒ	Dram	&	℥	Lime	8	℥	Scruple	*	△	Fire
9	℥	Pinch	(△	Air	0	℥	Pint)	▽	Water
—	▽	Earth									



ALCHEMY B












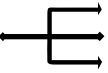


















Character Guide

a  Sulphur	A  Amalgam	b  Water	B  Calcined Gold
c  Sal Amoniac	C  Sediment	d  Iron	D  Arsenic
e  Vitriol	E  Distilled Vinegar	f  Iron	F  Element
g  Bismuth	G  Lead (Red)	h  Zinc	H  Rock Salt
i  Copper	I  Sulphuric Acid	j  Brass	J  Amalgam
k  Nichol	K  Potash	l  Gold	L  Iron Vitriol
m  Tin	M  Gold Foil	n  Lapis Lazuli	N  Manure
o  Oil	O  Arsenic	p  Powder	P  Gravel



ALCHEMY B


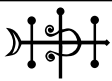





















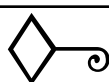








Character Guide

q  Steel	Q  Precipitate	r  Crystal	R  Arsenic
s  Copper	S  Corpuscle	t  Lye	T  Glass
u  Saltpeter	U  Spirit	v  Alkali	V  Cinder
w  Alum	W  Magnesia	x  Brimstone	X  Silver
y  Tartar	Y  Ferment	z  Iron	Z  Arsenic (White)
1  Vitriol	2  Antimony	3  Wax	4  Borax
5  Aluminium	6  Ammonia	7  Magnesium	8  Rosin
9  Mercury	0  Lead		



ALCHEMY C

































Character Guide

a  Spirit of Mercury	A  Amalgam	b  Vitriol	B  Wine Spirit
c  Sea Salt	C  Pulverize	d  Borax	D  Purify
e  Ginger	E  Burned harthorn	f  Urine	F  Spirit of Tin
g  Silver	G  Gravel	h  Distill	H  Soot
i  Copper Splints	I  Soapstone	j  Scull	J  Grille
k  Copper splints	K  Fumes	l  Honey	L  To Filter
m  Aqua regia	M  Cinnebar	n  To Sublime	N  Verdigris
o  Silver	O  Rock Salt	p  Sugar	P  Burned Alum



ALCHEMY C































Character Guide

q  Arsenic (yellow)	Q  Eggshells	r  Equal Quantity	R  Chalk
s  Still	S  Amalgamation	t  Arsenic (red)	T  Nitric Oil
u  Mercury	U  Silver	v  Lead	V  Wick
w  Cribbled Ashes	W  Aqua Vitae	x  Yields	X  Crystal
y  To Compose	Y  Retort	z  Alum	Z  Glass Dropper
1  One Pound	!  Hour	2  One Ounce	@  Night
3  One Dram	#  Day	4  One Scruple	\$  Day and Night
5  One Pinch	%  Week	6  One Pint	^  Month



ALCHEMY C

Character Guide

7  Summer	&  Year	8  Autumn	*  Aqua Vitae
9  Winter	( Platinum	0  Spring)  Arsenic
`  Silver	~  Sublimation	-  Distilled Vinegar	—  Aqua
=  Cobalt	+  Oil	\  Oil	  Distill
[ Clay	{  Sulphur]  Salt	}  Wax
;  Iron	:  Aqua Fortis	'  Salt	"  Day
,  Vapor Bath	<  Borax	·  Gold	>  Iron Rust
/  Decompose	?  Alcohol		



ALCHEMY A

Character Map

`	1	2	3	4	5	6	7	8	9	0	-	=
	⌘	2	4	⌘	3	⌘	3	3	P	O		
q	w	e	r	t	y	u	i	o	p	[]	\
⌘	⌘	⌘	R	⌘	⌘	⌘	⌘	⌘	⌘	⌘		
a	s	d	f	g	h	j	k	l	;	'		
⌘	⌘	⌘	⌘	⌘	⌘	⌘	⌘	⌘	⌘			
z	x	c	v	b	n	m	,	.	/			
⌘	⌘	⌘	⌘	⌘	⌘	⌘	⌘	⌘				
~	!	@	#	\$	%	^	&	*	()	_	+
	⌘	⌘	⌘	⌘	⌘	⌘	⌘	⌘	⌘	⌘	⌘	⌘
Q	W	E	R	T	Y	U	I	O	P	{	}	
⌘	⌘	⌘	⌘	⌘	⌘	⌘	⌘	⌘	⌘	⌘	⌘	⌘
A	S	D	F	G	H	J	K	L	:	"		
⌘	⌘	⌘	⌘	⌘	⌘	⌘	⌘	⌘	⌘	⌘		
Z	X	C	V	B	N	M	<	>	?			
⌘	⌘	⌘	⌘	⌘	⌘	⌘	⌘	⌘	⌘			



ALCHEMY B

Character Map

`	1	2	3	4	5	6	7	8	9	0	-	=
	⌘	⌘	⌘	⌘	⌘	⌘	⌘	⌘	⌘	⌘		
q	w	e	r	t	y	u	i	o	p	[]	\
⌘	⌘	⌘	⌘	⌘	⌘	⌘	⌘	⌘	⌘	⌘	⌘	⌘
a	s	d	f	g	h	j	k	l	;	'		
⌘	⌘	⌘	⌘	⌘	⌘	⌘	⌘	⌘	⌘	⌘		
z	x	c	v	b	n	m	,	.	/			
⌘	⌘	⌘	⌘	⌘	⌘	⌘						
~	!	@	#	\$	%	^	&	*	()	_	+
Q	W	E	R	T	Y	U	I	O	P	{	}	
⌘	⌘	⌘	⌘	⌘	⌘	⌘	⌘	⌘	⌘	⌘		
A	S	D	F	G	H	J	K	L	:	"		
⌘	⌘	⌘	⌘	⌘	⌘	⌘	⌘	⌘	⌘	⌘		
Z	X	C	V	B	N	M	<	>	?			
⌘	⌘	⌘	⌘	⌘	⌘	⌘	⌘	⌘	⌘			



ALCHEMY C

Character Map

`	1	2	3	4	5	6	7	8	9	0	-	=
q	w	e	r	t	y	u	i	o	p	[]	\
a	s	d	f	g	h	j	k	l	;	'		
z	x	c	v	b	n	m	,	.	/			
~	!	@	#	\$	%	^	&	*	()	_	+
Q	W	E	R	T	Y	U	I	O	P	{	}	
A	S	D	F	G	H	J	K	L	:	"		
Z	X	C	V	B	N	M	<	>	?			



GETTING STARTED

Installation Guide

SYSTEM REQUIREMENTS

MACINTOSH

System 7.x with 4mb of RAM or System 6.07 with 2mb of RAM.

WINDOWS

TrueType works with Windows 3.1 or higher. PostScript Type 1 works with Adobe Type Manager and required 4mb of RAM, hard disk and 3.5" disk drive.

TRUETYPE vs POSTSCRIPT TYPE 1

To avoid font conflict, we recommend that you install either TrueType OR PostScript Type 1 fonts in your system, but not both.



GETTING STARTED

Installation Guide (cont'd)

INSTALLING TRUETYPE FONTS - MACINTOSH

System 7.x TrueType Installation

- a. Quit all open programs.
- b. Click-drag the TrueType font suitcase into the System Folder on your hard disk – you do not need to open the System Folder, simply drag the file into the folder and the system will automatically place the file into the Font Folder inside the System Folder.

NOTE: (TrueType font suitcases are recognized by the suffix .suit, e.g. Alchemy.suit).

INSTALLING TYPE 1 FONTS - MACINTOSH

System 7.x Type 1 Installation

- a. Quit all open programs.
- b. Select both the PostScript (printer font) and bitmap files and click-drag the files into the System Folder on your hard disk— you do not need to open the System Folder, simply drag the files into the folder and the system will automatically place the file into the Font Folder inside the System Folder.



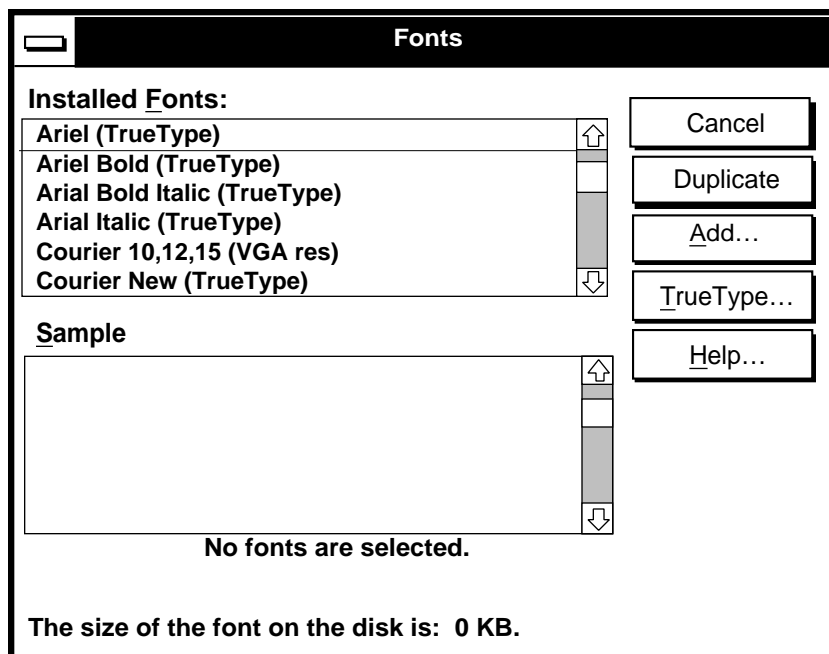
GETTING STARTED

Installation Guide (cont'd)

INSTALLING TRUETYPE FONTS - WINDOWS

TrueType fonts for Windows consist of a single file with the extension .TTF (TrueType Font). You must be running Windows 3.1 or later to use TrueType fonts.

- a. Open the Windows Control Panel by double-clicking on its icon.
- b. Open the Fonts Control Panel by double-clicking on its icon. The Fonts panel appears (Windows 3.1) or the Fonts directory (Windows 95)

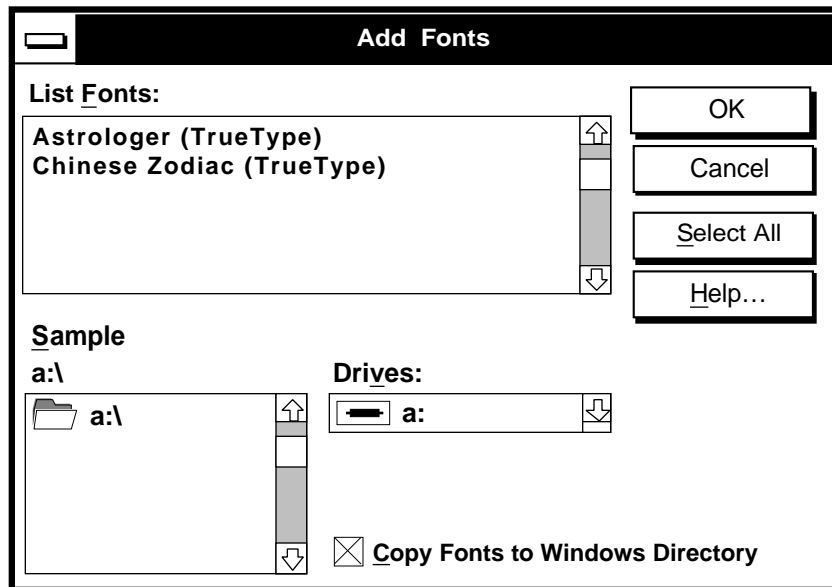




GETTING STARTED

Installation Guide (cont'd)

- c. Click on the Add button (Windows 3.1) or select “Install New Font” from the File Menu (Windows 95). The Add Fonts panel appears:



- d. Choose the appropriate disk drive from the Drives list.
- e. Choose the appropriate directory from the Directories list.
- f. Select the names of the fonts you want to install from the List of Fonts or click "Select All".
- g. Click "OK" to install the font(s). The Add Fonts panel closes.

The fonts are now installed. The font names will appear in the font menu of any program that has a font menu.



GETTING STARTED

Installation Guide (cont'd)

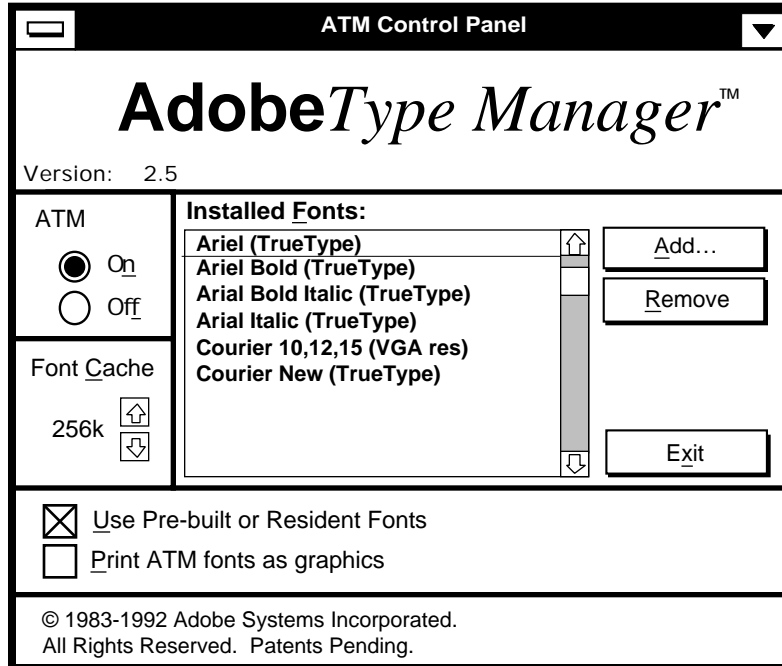
INSTALLING POSTSCRIPT TYPE 1 FONTS - WINDOWS

in Windows 3.x with Adobe Type Manager 2.x

PostScript fonts for Windows consists of two parts: a .PFB file (PostScript Font Binary) and a .PFM file (PostScript Font Metrics).

1. Double-click on the ATM Control Panel icon. The ATM Control Panel appears.

ATM Control
Panel





GETTING STARTED

Installation Guide (cont'd)

2. Click on the Add button then scroll the Directories until you find the drive/directory containing the fonts you want to install.
3. Double-click on the drive/directory to show the names of the fonts on the disk.
4. Select the fonts you want to install from the Available Fonts list (you can drag through the list to select multiple fonts).

Add ATM Fonts

Source Directory: a:\

Available <u>F</u> onts:	Directories:	
Astrologer Chinese Zodiac	[- a -] [- b -] [- c -]	Add... Cancel

Target directory for PostScript outline fonts:
c:\psfonts

Target directory for font metrics files:
c:\psfonts\pfm

5. Click the Add button to install the font(s).
6. Click the Exit button in the ATM Control Panel. ATM 2.0 will display a dialog asking you to restart Windows. Press 'Restart Windows'.

NOTE: later versions of ATM do not display this dialog.



Deniart Systems Electronic License Agreement

This is a legal agreement between you, the end user (Licensee) and DENIART SYSTEMS, hereinafter called DENIART.

By opening and using the fonts within the electronically delivered file, you agree to be bound by the terms of this Agreement.

All DENIART fonts are owned by Deniart Systems and its supplies and are protected by International copyright laws and trade provisions.

1. License Grant

Number of Users: In consideration of the license fee paid, DENIART grants to you (personally or on behalf of your employer), the Licensee, a non-exclusive, non-transferable right to use and display the DENIART product purchased through this service on a single computer at one time. You may make a backup copy for archival purposes. All copies must remain in your possession and bear the copyright notices contained on the original.

Third Parties: You may send a copy of any DENIART font along with your documents to a commercial printer or service bureau to enable editing or printing of your documents provided that such party owns a valid license to use that particular font software.

You may not sell, lease, loan, rent, transfer, distribute, copy or electronically transfer any copy of the software or documents, in whole or in part.

Portable Documents: You may embed DENIART fonts within Postscript Language files or PDF files for distribution, viewing and imaging by other parties.

Modification Restrictions: You may NOT modify, adapt, translate, reverse engineer, decompile, disassemble or create derivative works

based on DENIART font software without the prior written consent of DENIART SYSTEMS.

2. Copyright

The font software and accompanying documentation are copyrighted. You may not distribute copies of this font software or documentation in any form without prior written permission from DENIART. Unauthorized copying of DENIART product or written materials is strictly forbidden.

3. Disclaimer and Limited Warranty

DENIART warrants that the font software is furnished free from defects in materials and workmanship under normal use for a period of thirty (30) days from the date of delivery, as evidenced by a copy of your invoice. DENIART's entire liability under this limited warranty and otherwise with respect to the software, is limited to the return of the software and accompanying documentation to Deniart for a replacement or refund, at Deniart's option. DENIART shall not be responsible for replacing or refunding the purchase price if failure results from accident, abuse or misapplication or if the product is lost or damaged due to theft, fire or negligence.

DENIART DOES NOT WARRANT THAT THE FUNCTIONS CONTAINED IN THIS FONT SOFTWARE WILL MEET YOUR REQUIREMENTS OR THAT THE OPERATION OF THE SOFTWARE WILL BE ERROR FREE OR UNINTERRUPTED. EXCEPT AS STATED ABOVE, THE FONT SOFTWARE IS PROVIDED "AS IS" WITHOUT WARRANTY OR CONDITION OF ANY KIND, EITHER EXPRESSED OR IMPLIED, INCLUDING, BUT NOT LIMITED TO, ANY IMPLIED WARRANTIES OR CONDITIONS OF MERCHANTABILITY AND FITNESS FOR A PARTICULAR PURPOSE. THE ENTIRE RISK AS TO THE QUALITY AND PERFORMANCE OF THE SOFTWARE IS WITH YOU. Some states or provinces do not allow the exclusion of implied warranties or conditions so the above exclusion may not apply to you.

This Agreement will be governed by the laws of the province of Ontario, Canada.