

## LESSON 42

## THE FOUR COLOUR SCALES

The colouring of the four worlds of the Kabbalah is something that has been only partly published in books about the Golden Dawn. The formation and blending of these scales is a very intricate and time consuming task that is so finely balanced that errors in colour mixing are easy to make. It also must be pointed out that in the Golden Dawn there were two schools of thought regarding the colour generating process. The first view is that colours in the first scale (called the King Scale) should be translucent and gradually attain brightness as one worked through to the final scale. The second concept is that the colours of the first scale should be as bright as possible, for these are in the highest echelon allied to the world of Atziluth, and as such are free from the tints of the lower scales and their associated worlds which would gradually make the colours dull by comparison to the first scale.

The second method of colour development is the one utilised in this course and has been updated from the early Golden Dawn papers for an easier explanation. The formation of the four scales of colour was originally Inner Order material, but was brought to the Outer Order level so that more time could be spent on such a complex system of learning and understanding.

## THE FORMATION OF THE COLOURS OF THE KING SCALE

The first three Sephiroth have definite colours associated and are not generated colours.

### The Generation of the Sephiroth of the King Scale

KETHER - This is allocated Brilliance because it is strictly speaking no direct colour but is designated by spirit which is brilliant white.

CHOKMAH - This is butterfly blue and represents the feminine passive principle that has evolved from spirit.

BINAH - The crimson of this Sephira is said to represent the masculine principle.

DAATH - The colours of this Sephira are formed from the previous three on the ratio of Kether 3, Chokmah 2 and Binah 1.

CHESED - The deep violet of this Sephira is formed from the merging of Chokmah and Binah.

GEBURAH - The orange of this Sephira is formed because it is the complementary of the violet of Chesed.

TIPHARETH - The rose pink of this Sephira is formed from Kether and Binah.

NETZACH - The amber colour here is formed from the orange of Geburah and the rose pink of Tiphareth.

HOD - The violet purple here is the complementary of the amber of Netzach.

YESOD - The butterfly blue of Chokmah unites with the rose pink of Tiphareth to form the indigo of this Sephira.

MALKUTH - The citrine yellow of this Sephira is a reflection of the brilliant white of Kether on the top of the tree. Since brilliance is not a colour, the first colour must be citrine yellow which is a full colour manifested from what Kether represents (this is not a generated colour but a placed one).

### The Generation of the Paths of the King Scale

The formation of the paths is a very simple one that one could relate the principle of the book Sepher Yetzirah to. Simply imagine a colour circle with every colour in the spectrum in it, which would appear brilliant white. Divide it into three and you have the association to the three Mother letters and the three elements. Divide these colours yet again into seven parts and you have the planetary associations. Again divide the seven colours by twelve and you have the association to the twelve zodiac signs.

NOTE: The following colour scales are considered more up to date versions of those of the old Golden Dawn and as such those of you who are familiar with the old colour scales will note a number of changes in the colours and the odd colour reversal of the paths, which was needed to balance up the harmony. These scales were developed by members of the Thoth Hermes Temple in New Zealand and were checked (by practical and clairvoyant analysis) by various Inner Order members of the now defunct Whare Ra temple who have been experimenting in study of the colour scales for over 50 years.

## FORMATION OF THE COLOURS OF THE QUEEN SCALE

The Generation of the Sephiroth of the Queen Scale

KETHER - This is again brilliant white for formlessness containing all things.

CHOKMAH - This colour is described as bluish grey and is the intermediate colour between white and blackish red, the last colour in the spectrum.

BINAH - This is blackish red, the final colour before black (which is not really deemed a colour but simply space) and appears black to the naked eye. (note that black must not be used here for when one begins to generate the paths blacks basic tint throws the colour generation completely out of sequence and produces a different set of scales.).

DAATH - This is formulated from Kether working through Chokmah or a mixture of white and bluish grey and becomes a grey white.

CHESED - The primary blue of this colour represents the watery principle and is an allotted colour a shade darker than the blue of the path of Mem in the King Scale.

GEBURAH - The primary red colour of this Sephira is also an allotted or placed colour and relates to fire and is a shade

darker than the colour of the path of Shin in the King scale.

TIPHARETH - The yellow of this path is also a placed colour and is said to represent air, it was originally a colour darker than the path of Aleph of the King Scale but because it is on the central pillar the brilliance will shine through it producing a gold effect.

NETZACH - The green of this Sephira is formed from the merging of the blue and gold of Chesed and Tiphareth.























HOD - The red of Geburah and the the golden yellow of Tiphareth form together to make the orange of this Sephira.

YESOD - The blue of Chesed and red of Geburah unite with the golden yellow of Tiphareth to form the violet brown of Yesod.

MALKUTH - The colours of this Sephira are made up of composite rays, each forming a separate section of the Sephira. The red blue and golden yellow of the second triad form the citrine. The green, golden yellow and blue colours of Chesed, Tiphareth and Netzach then unite to form the olive green section. The red, orange and violet brown colours then form the russet brown section. The black section of this Sephira is an allotted colour for the earth element (when considering the principle of descent, green is generally only used for the earth element when thinking in terms of ascent which does not really apply here).

# Generation of the Paths of the Queen Scale

The paths of the Queen Scale are formed from the following combination of the Sephiroth.

Path	Symbol	Colour combination
11		KETHER AND CHOKMAH
12		KETHER AND BINAH
13		KETHER AND DAATH
14		CHESED AND DAATH
15		BINAH AND CHOKMAH
16		CHOKMAH AND CHESED
17		BINAH AND TIPHARETH
18		BINAH AND GEBURAH
19		GEBURAH AND CHESED
20		DAATH AND TIPHARETH
21		BINAH AND CHESED
22		CHESED AND TIPHARETH
23		NETZACH AND HOD
24		GEBURAH AND TIPHARETH
25		KETHER AND TIPHARETH
26		HOD AND YESOD
27		GEBURAH AND HOD
28		YESOD AND KETHER
29		NETZACH AND OLIVE OF MALKUTH
30		TIPHARETH AND HOD
31		HOD AND RUSSET OF MALKUTH
32		YESOD AND CITRINE OF MALKUTH

## FORMATION OF THE COLOURS OF THE PRINCE SCALE

This scale is formed through the union of the King scale and the Queen scale. For example: The colours from the following Sephiroth and paths are mixed to form the colour of the Prince scale.



































































### Generation of the Sephiroth of the Prince Scale

King Kether	+	Queen Kether	=	Prince Kether
King Chokmah	+	Queen Chokmah	=	Prince Chokmah
King Binah	+	Queen Binah	=	Prince Binah
King Daath	+	Queen Daath	=	Prince Daath
King Chesed	+	Queen Chesed	=	Prince Chesed
King Geburah	+	Queen Geburah	=	Prince Geburah
King Tiphareth	+	Queen Tiphareth	=	Prince Tiphareth
King Netzach	+	Queen Netzach	=	Prince Netzach
King Hod	+	Queen Hod	=	Prince Hod
King Yesod	+	Queen Yesod	=	Prince Yesod
King Malkuth	+	Queen Malkuth	=	Prince Malkuth (all four corners mixed with its counterpart)



# Generation of the Paths of the Prince Scale

The following Paths are illustrated by their astrological association for a quick and easy reference.

King		+	Queen		=	Prince Scale	
King		+	Queen		=	Prince Scale	
King		+	Queen		=	Prince Scale	
King		+	Queen		=	Prince Scale	
King		+	Queen		=	Prince Scale	
King		+	Queen		=	Prince Scale	
King		+	Queen		=	Prince Scale	
King		+	Queen		=	Prince Scale	
King		+	Queen		=	Prince Scale	
King		+	Queen		=	Prince Scale	
King		+	Queen		=	Prince Scale	
King		+	Queen		=	Prince Scale	
King		+	Queen		=	Prince Scale	
King		+	Queen		=	Prince Scale	
King		+	Queen		=	Prince Scale	
King		+	Queen		=	Prince Scale	
King		+	Queen		=	Prince Scale	
King		+	Queen		=	Prince Scale	
King		+	Queen		=	Prince Scale	
King		+	Queen		=	Prince Scale	
King		+	Queen		=	Prince Scale	
King		+	Queen		=	Prince Scale	

## FORMATION OF THE COLOURS OF THE PRINCESS SCALE

### Generation of the Sephiroth of the Princess Scale

KETHER, CHOKMAH and BINAH - are formed from the top triad of the King, Queen and Prince Scales, the influence of Kether dominating the colour formation.

KETHER - is brilliant white, rayed with the  $\triangle$  (yellow) of the King Scale in Malkuth (because it is Kether Manifested).

CHOKMAH - is a combination of Chokmah of Binah and the Prince Scale with a heavy influence of Kether and flecked with the blue ( $\nabla$ ) of the King Scale Chokmah, yellow ( $\triangle$ ) of the Malkuth of the King Scale and red ( $\triangle$ ) of the King Scale's Binah. Chokmah was originally considered the sphere representing the zodiac although it is thought Uranus is represented, in this case just the  $\nabla$  of the triad could be satisfactory.

BINAH - is formed by Binah of the Queen Scale and Binah of the Prince Scale, and a heavy influence of Kether, flecked with the King Scale's Binah ( $\triangle$ ).

DAATH - is formed by Daath of the Queen Scale and Daath of the Prince Scale. Daath is neither flecked nor rayed being the invisible sphere.

CHESED, GEBURAH, TIPHARETH, NETZACH and HOD are formed from their respective Sephiroth in the Queen and Prince Scales. The flecks again are from their respective spheres in the King Scale, but where colours are too dark or similar to the Princess Scale colour, complementary colours are used.

CHESED - Queen Scale Chesed + Prince Scale Chesed flecked with complementary gold yellow - which in turn is an emanation from the King Scale.

GEBURAH - Queen Scale Geburah + Prince Scale Geburah flecked with complementary.

TIPHARETH - Queen Scale Tiphareth + Prince Scale Tiphareth. NOT flecked or rayed.

NETZACH - Queen Scale Netzach + Prince Scale Netzach flecked with the King Scale colour of Netzach.

HOD - Queen Scale Hod + Prince Scale Hod flecked with complementary.

YESOD - Yesod's combination of Queen Scale Yesod + Prince Scale Yesod is as much like the colours it was formed from that the complementary colour was placed in Yesod instead. This complementary citrine also seems to represent the combination of the Queen Scale's Malkuth citrine and the Prince Scale's Malkuth citrine rising up into Yesod of the Princess Scale. Yesod is

flecked with Sagittarius of Atziluth coming from Kether according to western concepts.

MALKUTH - being the final stage is the black of the Queen Scale and Prince Scale Malkuth rayed with Malkuth of the King Scale.

The pattern of flecks and rays goes thus:















The two end Sephiroth, Kether and Malkuth are rayed holding the ends of the spectrum, all the other spheres are flecked except Tiphareth which is neither flecked or rayed.

## Generation of the Paths of the Princess Scale

The zodiac paths are all formed by mixing their respective paths in the Queen scale and Prince Scale. These paths are neither rayed or flecked.

The elements are rayed and not flecked as mentioned in earlier texts, due to the attribution of Uranus, Neptune and Pluto to these paths.

The paths of the planets and elements are formed and rayed thus:-

-  Queen Scale + Prince Scale rayed with King Scale  path.
-  Queen Scale + Prince Scale rayed with King Scale  path.
-  Queen Scale + Kether rayed with  of the King Scale.
-  King Scale Binah + Kether rayed with green of King scale path, .
-  Queen Scale + Prince Scale rayed complementary.
-  Queen Scale + Prince Scale rayed complementary.
-  Queen Scale + Prince Scale rayed King Scale Netzach.
-  Queen Scale + Prince Scale rayed King Scale Tiphareth.
-  Queen Scale + Prince Scale rayed complementary.
-  Queen Scale + Prince Scale rayed King Scale path.

Complementary colours are used when the reflection from the King Scale is too similar to the colour of the Path in the Princess Scale.

## TABLES OF CORRESPONDENCE

(Note: A colour description has been given alongside the colour name. This has been given to help in identification of colour.)

## COLOURS OF THE KING SCALE

Path No.	Colour Name	Colour Description
1	Brilliant White	Pure White
2	Butterfly blue	Pale Soft Blue
3	Crimson	Crimson
4	Deep Violet	Deep Violet
5	Orange	Orange Peel
6	Flamingo	Clear Rose Pink
7	Amber Yellow	Amber Greyish Yellow
8	Clematis Blue	Deep Violet Purple
9	Indigo Blue	Indigo dark violet
10	Primary Yellow	Vivid Yellow
11	Pale Yellow	Pale Yellow
12	Primrose Yellow	Greenish Yellow
13	Pale Silvery blue	Pale Bluish Grey
14	Paris Green	Emerald Green
15	Blood Red	Deep Brownish red
16	Flame Red	Reddish Orange
17	Persian Orange	Marigold Orange
18	Dark Amber	Brown to light Yellow Brown
19	Poison Yellow	Greenish Yellow

20	Yellowish Green	Yellowish Green
21	Vivid Violet	Violet
22	Grass Green	Deep Green to Greyish Green
23	Deep Blue	Deep Blue
24	Blue Green	Bluish Green
25	Reddish Blue	Deep Blue with hidden Red
26	Deep Indigo	Bluish Grey
27	Scarlet	Vivid Red
28	Amethyst	Violet
29	Ruby Red	Ultra Violet Crimson
30	Maize Yellow	Reddish Yellow
31	Paprika Red	Glowing Orange Red
32	Light Indigo	Dull Violet
Daath	Lavender	Light Lavender Grey

---

## COLOURS OF THE QUEEN SCALE

Path No.	Colour Name	Colour Description
1	White	White
2	Bluish Grey	Bluish Grey
3	Reddish Black	Reddish Black
4	Primary Blue	Vivid Blue
5	Primary Red	Vivid Red
6	Daffodil Yellow	Soft Yellow
7	Primary Green	Vivid Green
8	Deep Orange	Deep Tawny Orange
9	Dark Petunia	Violet Brown
10	Tertiaries (Black, Deep Turquoise, Grapefruit, Venetian Red)	Black, Olive, Citrine, Russet
11	Pastel Grey	Pale Grey
12	Greyish Violet	Light Violet
13	Silver White	Silvery White
14	Sky Blue	Light Blue
15	Dull Violet	Dull Violet
16	Porcelain Blue	Light Greyish Blue
17	Greyish Red	Mauve Red
18	Oxide Red	Red Brown
19	Dark Violet	Dark Violet Purple
20	Pale Green	Soft Green
21	Ultramarine Blue	Violet Blue/Red Blue
22	Deep Turquoise Green	Blue Sea Green



23	Greyish Green	Olive Green
24	Jasper Red	Orangy Red Brown
25	Light Yellow	Clear Pale Yellow
26	Olive Brown	Greenish Brown
27	Poppy Red	Orange Red
28	Violet Grey	Light Grey tinged with Violet
29	Signal Green	Green
30	Melon Yellow	Golden Yellow
31	Copper Red	Brownish Orange
32	Chocolate Brown	Very dark Violet Brown
Daath	Very light Grey	Grey White

---

## COLOURS OF THE PRINCE SCALE

Path No.	Colour Name	Colour Description
1	White	White
2	Grey Cadet Blue	Greyish Blue
3	Garnet Red	Deep Red/Violet Brown
4	Lapis Lazuli	Very Deep Blue
5	Lobster Red	Red Orange
6	Peach	Pastel Red
7	Green	Fernleaf Green
8	Greyish Ruby	Greyish Ruby
9	Dark Bluish Grey	Dark Bluish Grey
10	Olive, Brilliant Green, Green Grey, Brownish Orange	Yellow Green, Vivid Green, Green Grey, Tan Brown
11	Greenish Grey	Very light Greenish Grey
12	Khaki	Greyish Purple Green
13	Turquoise White	Bluish White
14	Copper Green	Greyish Green, more Green than Grey
15	Old Rose	Reddy Violet Brown
16	Sepia Brown	Deep warm Olive Brown
17	Cinnamon Brown	Brownish Orange
18	Mahogany Red	Reddish Brown
19	Dark Olive Brown	Dark Olive Brown
20	Lime Green	Light Yellow Green
21	Deep Blue	Very dark Deep Blue

22 .	Chrome Green	Bright Bottle Green
23	Dark Turquoise	Blue Grey Green
24	Teak Brown	Dark Brown
25	Oriental Blue	Dull Greyish Blue
26	Deep Violet Brown	Deep Red Brown
27	Madder Red	Madder Red
28	Light Amaranth	Light Amethyst
29	Dark Magneta	Grey Purple
30	Orange	Golden Yellow Orange
31	Venetian Red	Red Brown
32	Brownish Grey	Brownish Grey
Daath	Very Light Bluish Grey	Very Light Bluish Grey

---

## COLOURS OF THE PRINCESS SCALE

Path No.	Colour Name	Colour Description
1	White rayed Gold	White rayed Gold
2	White flecked red, blue, yellow	White tinged with blue flecked with red, blue, yellow
3	Light Red Lilac flecked with Crimson	Purplish Pink flecked with Red
4	Very deep Blue Azure flecked Lemon Yellow	Violet/Red Blue flecked with Yellow
5	Currant Red flecked with Green	Red Flecked with Fernleaf Green
6	Butter Yellow	Soft Apricot Yellow Orange
7	Green flecked with Amber	Yellow/Green flecked with Mustard Yellow
8	Ruby Grey flecked with Yellowish Green	Deep Maroon Grey flecked with Yellowish Green
9	Olive flecked with Blue	Yellow Olive Green flecked with Blue
10	Black rayed with Yellow	Black rayed with Yellow
11	Pale Greenish Grey rayed with Pale Yellow	Pale Greenish Grey rayed with Pale Yellow
12	Sallow rayed with Primrose	Greyish Purple Green rayed with Yellow
13	Bluish White rayed with Silver Blue	Bluish White rayed with Silver Blue

14	Cerise rayed with Emerald Green	Deep Red Pink rayed with Emerald Green
15	Greyish Magneta	Violet Red Grey
16	Dark Green	Deep Grey Green
17	Mahogany Brown	Deep Red Brown
18	Caput Mortuum	Deep Brown
19	Green Black	Very Deep Green
20	Greyish Yellow	Yellow Lime Green
21	Violet Blue rayed with Yellow Gold	Strong Royal Blue rayed with Gold Yellow
22	Deep Green	Deep Green
23	Dull Green rayed with Cuba Red	Grass Green rayed with Cuba Red
24	Agate	Rich Brown
25	Water Blue	Greyish Turquoise
26	Very Deep Olive Brown	Very Deep Olive Brown
27	Cherry Red rayed with Amber	Cherry Red rayed with Amber
28	Greyish Violet	Pale Violet
29	Dull Green	Dull Pine Needle Green
30	Apricot Yellow rayed with soft Pink	Orange Yellow rayed with light Pink
31	Russet Red rayed Green	Red Russet rayed Grass Green
32	Greyish Brown rayed Blue	Greyish Brown rayed Royal Blue
Daath	Very light Bluish Grey	Very light Bluish Grey

---

exercise

Draw up five Trees of Life identical to the example attached. On four of them paint each of the four scales, one scale per Tree. On the fifth paint the spheres the colours of the spheres in the Queen Scale, and the paths the colours of the paths in the King Scale, and there you will have the Minutum Mundum.

The Minutum Mundum is generally referred to as the Paths of the King Scale and the Sphere of the Queen Scale, but technically the Minutum Mundum is all colours of creation in their formation of generation.

