

# TECHNICAL SPECIFICATION

---

**Professional video storage equipment – Guideline of time code transmission**





## THIS PUBLICATION IS COPYRIGHT PROTECTED

Copyright © 2012 IEC, Geneva, Switzerland

All rights reserved. Unless otherwise specified, no part of this publication may be reproduced or utilized in any form or by any means, electronic or mechanical, including photocopying and microfilm, without permission in writing from either IEC or IEC's member National Committee in the country of the requester.

If you have any questions about IEC copyright or have an enquiry about obtaining additional rights to this publication, please contact the address below or your local IEC member National Committee for further information.

IEC Central Office  
3, rue de Varembe  
CH-1211 Geneva 20  
Switzerland

Tel.: +41 22 919 02 11  
Fax: +41 22 919 03 00  
[info@iec.ch](mailto:info@iec.ch)  
[www.iec.ch](http://www.iec.ch)

### About the IEC

The International Electrotechnical Commission (IEC) is the leading global organization that prepares and publishes International Standards for all electrical, electronic and related technologies.

### About IEC publications

The technical content of IEC publications is kept under constant review by the IEC. Please make sure that you have the latest edition, a corrigenda or an amendment might have been published.

#### Useful links:

IEC publications search - [www.iec.ch/searchpub](http://www.iec.ch/searchpub)

The advanced search enables you to find IEC publications by a variety of criteria (reference number, text, technical committee,...).

It also gives information on projects, replaced and withdrawn publications.

IEC Just Published - [webstore.iec.ch/justpublished](http://webstore.iec.ch/justpublished)

Stay up to date on all new IEC publications. Just Published details all new publications released. Available on-line and also once a month by email.

Electropedia - [www.electropedia.org](http://www.electropedia.org)

The world's leading online dictionary of electronic and electrical terms containing more than 30 000 terms and definitions in English and French, with equivalent terms in additional languages. Also known as the International Electrotechnical Vocabulary (IEV) on-line.

Customer Service Centre - [webstore.iec.ch/csc](http://webstore.iec.ch/csc)

If you wish to give us your feedback on this publication or need further assistance, please contact the Customer Service Centre: [csc@iec.ch](mailto:csc@iec.ch).

# TECHNICAL SPECIFICATION

---

**Professional video storage equipment – Guideline of time code transmission**

INTERNATIONAL  
ELECTROTECHNICAL  
COMMISSION

PRICE CODE

**K**

ICS 33.160.40

ISBN 978-2-83220-414-6

**Warning! Make sure that you obtained this publication from an authorized distributor.**

## CONTENTS

FOREWORD.....	3
INTRODUCTION.....	5
1 Scope.....	6
2 Normative references .....	6
3 Terms and definitions .....	6
4 Transmission of time code.....	7
4.1 Time address of a frame pair in progressive systems .....	7
4.2 Relationship between frame pair and ATC.....	7
4.3 Relationship between the reference signal and ATC.....	8
Bibliography.....	10
Figure 1 – Time address of frame pair .....	7
Figure 2 – Relationship between reference signal and ATC .....	8
Figure 3 – Example of relationship between reference signal and ATC (1/2 speed play) .....	9

## INTERNATIONAL ELECTROTECHNICAL COMMISSION

**PROFESSIONAL VIDEO STORAGE EQUIPMENT –  
GUIDELINE OF TIME CODE TRANSMISSION**

## FOREWORD

- 1) The International Electrotechnical Commission (IEC) is a worldwide organization for standardization comprising all national electrotechnical committees (IEC National Committees). The object of IEC is to promote international co-operation on all questions concerning standardization in the electrical and electronic fields. To this end and in addition to other activities, IEC publishes International Standards, Technical Specifications, Technical Reports, Publicly Available Specifications (PAS) and Guides (hereafter referred to as "IEC Publication(s)"). Their preparation is entrusted to technical committees; any IEC National Committee interested in the subject dealt with may participate in this preparatory work. International, governmental and non-governmental organizations liaising with the IEC also participate in this preparation. IEC collaborates closely with the International Organization for Standardization (ISO) in accordance with conditions determined by agreement between the two organizations.
- 2) The formal decisions or agreements of IEC on technical matters express, as nearly as possible, an international consensus of opinion on the relevant subjects since each technical committee has representation from all interested IEC National Committees.
- 3) IEC Publications have the form of recommendations for international use and are accepted by IEC National Committees in that sense. While all reasonable efforts are made to ensure that the technical content of IEC Publications is accurate, IEC cannot be held responsible for the way in which they are used or for any misinterpretation by any end user.
- 4) In order to promote international uniformity, IEC National Committees undertake to apply IEC Publications transparently to the maximum extent possible in their national and regional publications. Any divergence between any IEC Publication and the corresponding national or regional publication shall be clearly indicated in the latter.
- 5) IEC itself does not provide any attestation of conformity. Independent certification bodies provide conformity assessment services and, in some areas, access to IEC marks of conformity. IEC is not responsible for any services carried out by independent certification bodies.
- 6) All users should ensure that they have the latest edition of this publication.
- 7) No liability shall attach to IEC or its directors, employees, servants or agents including individual experts and members of its technical committees and IEC National Committees for any personal injury, property damage or other damage of any nature whatsoever, whether direct or indirect, or for costs (including legal fees) and expenses arising out of the publication, use of, or reliance upon, this IEC Publication or any other IEC Publications.
- 8) Attention is drawn to the Normative references cited in this publication. Use of the referenced publications is indispensable for the correct application of this publication.
- 9) Attention is drawn to the possibility that some of the elements of this IEC Publication may be the subject of patent rights. IEC shall not be held responsible for identifying any or all such patent rights.

The main task of IEC technical committees is to prepare International Standards. In exceptional circumstances, a technical committee may propose the publication of a technical specification when

- the required support cannot be obtained for the publication of an International Standard, despite repeated efforts, or
- the subject is still under technical development or where, for any other reason, there is the future but no immediate possibility of an agreement on an International Standard.

Technical specifications are subject to review within three years of publication to decide whether they can be transformed into International Standards.

IEC 62644, which is a technical specification, has been prepared by technical area 6: Storage media, data structures, equipment and systems, of IEC technical committee 100: Audio, video and multimedia systems and equipment.

The text of this technical specification is based on the following documents:

Enquiry draft	Report on voting
100/1968/DTS	100/2022/RVC

Full information on the voting for the approval of this technical specification can be found in the report on voting indicated in the above table.

This publication has been drafted in accordance with the ISO/IEC Directives, Part 2.

The committee has decided that the contents of this publication will remain unchanged until the stability date indicated on the IEC web site under "<http://webstore.iec.ch>" in the data related to the specific publication. At this date, the publication will be

- transformed into an International Standard,
- reconfirmed,
- withdrawn,
- replaced by a revised edition, or
- amended.

A bilingual version of this publication may be issued at a later date.

## INTRODUCTION

Time and control code is standardized in IEC 60461 and SMPTE ST 12-1:2008. Transmission of time code is standardized in SMPTE ST 12-2:2008.

Reference signal is often used for professional video storage in order to synchronize all equipment in a system. However there are no clear specifications for the transmission of time code under such system operation in these standards. When the system treats progressive video whose frame rate is 50 Hz or 59,94 Hz and when it uses reference signal, time code transmission of equipment may be treated differently and the interoperability may not be maintained.

Therefore, clear guidelines of time code transmission for professional video storage in such a system operation are expected.

# **PROFESSIONAL VIDEO STORAGE EQUIPMENT – GUIDELINE OF TIME CODE TRANSMISSION**

## **1 Scope**

This Technical Specification specifies the relationship between the reference signal and Ancillary Time Code (ATC) for use in professional storage equipment operating at 50 frames-per-second or 59,94 frames-per-second and handling progressive video signal under the system operation to maintain the frame pair which is composed of two frames.

## **2 Normative references**

The following documents, in whole or in part, are normatively referenced in this document and are indispensable for its application. For dated references, only the edition cited applies. For undated references, the latest edition of the referenced document (including any amendments) applies.

SMPTE ST 12-1:2008, *Television – Time and Control Code*

SMPTE ST 12-2:2008, *Television – Transmission of Time Code in the Ancillary Data Space*

SMPTE ST 318:1999, *Television and Audio – Synchronization of 59.94 – or 50-Hz Related Video and Audio Systems in Analog and Digital Areas – Reference Signals*

SMPTE ST 274:2008, *Television – 1 920 × 1 080 Image Sample Structure, Digital Representation and Digital Timing Reference Sequences for Multiple Picture Rates*

## **3 Terms and definitions**

For the purposes of this document, the following terms and definitions apply.

### **3.1**

#### **time code**

abbreviation of time and control code defined in SMPTE ST 12-1:2008

### **3.2**

#### **frame pair**

two time-consecutive frames of a video signal for which there is a first frame and a second frame

### **3.3**

#### **ATC\_VITC1**

Ancillary Time Code Vertical Interval Code #1 Payload Type defined in SMPTE ST 12-2:2008

### **3.4**

#### **ATC\_VITC2**

Ancillary Time Code Vertical Interval Code #2 Payload Type defined in SMPTE ST 12-2:2008

### **3.5**

#### **field mark flag**

field identification flag defined in SMPTE ST 12-1:2008



### 3.6

#### reference signal

external reference signal for synchronization defined in SMPTE ST 318:1999 or SMPTE ST 274:2008

## 4 Transmission of time code

### 4.1 Time address of a frame pair in progressive systems

This subclause is given for information.

Time address of a frame pair in progressive systems is specified in SMPTE ST 12-1:2008 as follows.

Since the frame frequency of 50 frames-per-second and 59,94 frames-per-second progressive system exceeds the frame count capacity of the time address, the count is constrained to increment only every other frame (as shown in Figure 1). This results in an edit resolution of two frames.

Where the time code is conveyed as VITC data (for example as in ATC), it is recommended that the field mark flag is used to identify each frame of the frame pair. The preferred implementation is to set the field mark flag of the VITC data to zero for the first frame of a pair and to one for the second frame of a pair.

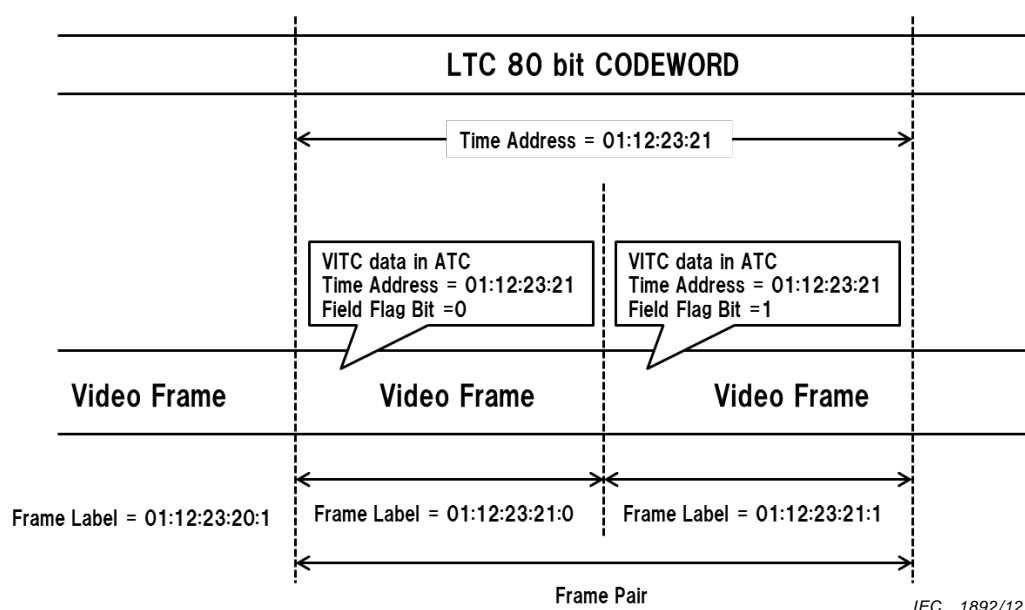


Figure 1 – Time address of frame pair

### 4.2 Relationship between frame pair and ATC

This subclause is given for information only.

The relationship between frame pair and ATC is specified in SMPTE ST 12-2:2008 as follows.

For progressive systems running at 50 frames-per-second or 59,94 frames-per-second, it is recommended that a packet of the ATC\_VITC1 payload type with the field mark flag set to zero and associated with the first frame of a pair alternate with a packet of the ATC\_VITC2 payload type with the field mark flag set to one and associated with the second frame of a pair.

VITC data in ATC\_VITC1 and ATC\_VITC2 payload types use the field mark flag to identify each of the frames of a frame pair as follows: A logical zero represents the first frame and a logical one represents the second frame of the pair of progressive frames.

### 4.3 Relationship between the reference signal and ATC

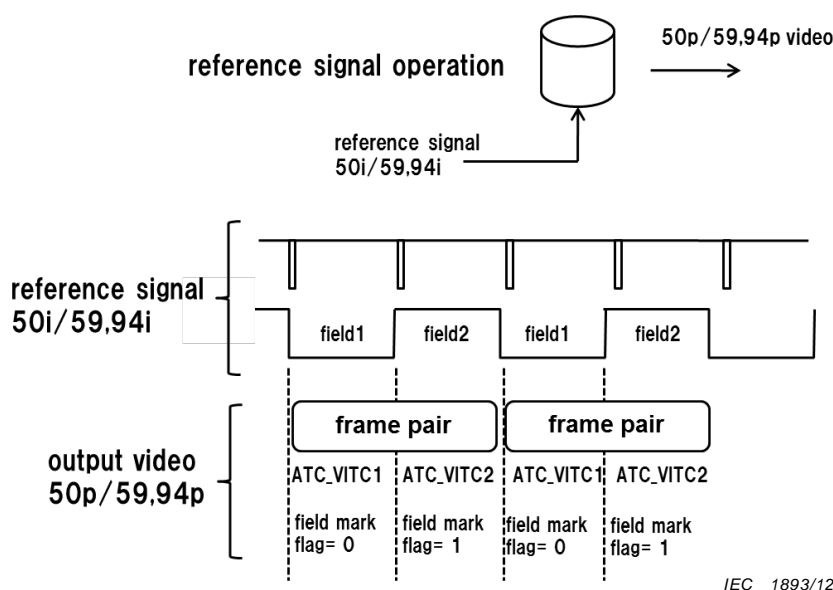
This guideline is for use in professional storage equipment operating at 50 frames-per-second or 59,94 frames-per-second and handling a progressive video signal under the operation using the reference signal to maintain a frame pair by limiting the edit resolution of two frames.

A packet of the ATC\_VITC1 payload type in the output of storage equipment associated with the first frame of a pair should associate with field1 of the reference signal. A packet of the ATC\_VITC2 payload type in the output of storage equipment associated with the second frame of a pair should associate with field2 of the reference signal. Figure 2 shows the relationship between the reference signal and ATC.

A field mark flag associated with the time code of recorded video content should be played back synchronized with the play back video content.

When the storage equipment is playing back at the same speed as the recorded speed, the relationship of reference signal, ATC\_VITC1, ATC\_VITC2 and field mark flag should be as follows.

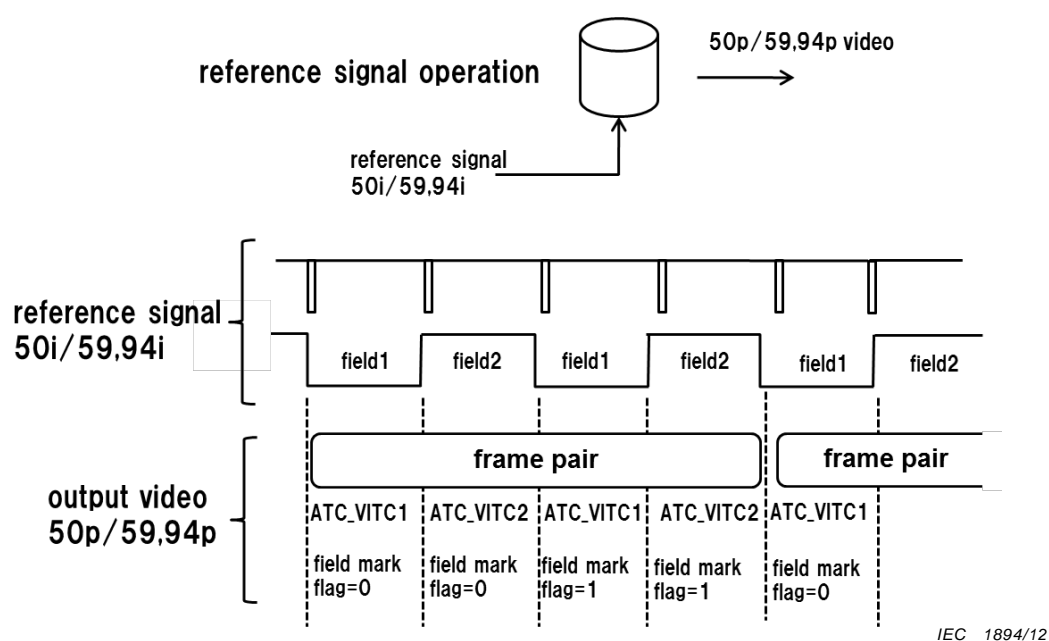
- reference signal field1: ATC\_VITC1 payload type, field mark flag set to 0
- reference signal field2: ATC\_VITC2 payload type, field mark flag set to 1



**Figure 2 – Relationship between reference signal and ATC**

The transmission of ATC Packets playing back at a different speed from the recorded speed is not the same as the transmission in normal play speed.

A field mark flag associated with the time code of recorded video content may synchronize with the frame pair of the video content and may not synchronize with field 1 and 2 of the reference signal. Figure 3 shows an example of a relationship between reference signal and ATC at 1/2 speed play.



**Figure 3 – Example of relationship between reference signal and ATC (1/2 speed play)**

Playing back at different speed from the recorded speed

reference signal field1: ATC\_VITC1 payload type, field mark flag set to 0 or 1

reference signal field2: ATC\_VITC2 payload type, field mark flag set to 0 or 1

EXAMPLE still mode of the video with field flag = 0

Time code of ATC remains the same value as associated video

reference signal field1: ATC\_VITC1 payload type, field mark flag set to 0

reference signal field2: ATC\_VITC2 payload type, field mark flag set to 0

## Bibliography

IEC 60461, *Time and control code*

---



INTERNATIONAL  
ELECTROTECHNICAL  
COMMISSION

3, rue de Varembé  
PO Box 131  
CH-1211 Geneva 20  
Switzerland

Tel: + 41 22 919 02 11  
Fax: + 41 22 919 03 00  
[info@iec.ch](mailto:info@iec.ch)  
[www.iec.ch](http://www.iec.ch)