

INTERNATIONAL STANDARD

IEC
62330-3

First edition
2003-05

**Helical-scan digital video cassette recording
system using 12,65 mm (0,5 in) magnetic tape –
Format HD-D5 –**

**Part 3:
Data stream format**



Reference number
IEC 62330-3:2003(E)

Publication numbering

As from 1 January 1997 all IEC publications are issued with a designation in the 60000 series. For example, IEC 34-1 is now referred to as IEC 60034-1.

Consolidated editions

The IEC is now publishing consolidated versions of its publications. For example, edition numbers 1.0, 1.1 and 1.2 refer, respectively, to the base publication, the base publication incorporating amendment 1 and the base publication incorporating amendments 1 and 2.

Further information on IEC publications

The technical content of IEC publications is kept under constant review by the IEC, thus ensuring that the content reflects current technology. Information relating to this publication, including its validity, is available in the IEC Catalogue of publications (see below) in addition to new editions, amendments and corrigenda. Information on the subjects under consideration and work in progress undertaken by the technical committee which has prepared this publication, as well as the list of publications issued, is also available from the following:

- **IEC Web Site** (www.iec.ch)

- **Catalogue of IEC publications**

The on-line catalogue on the IEC web site (http://www.iec.ch/searchpub/cur_fut.htm) enables you to search by a variety of criteria including text searches, technical committees and date of publication. On-line information is also available on recently issued publications, withdrawn and replaced publications, as well as corrigenda.

- **IEC Just Published**

This summary of recently issued publications (http://www.iec.ch/online_news/justpub/jp_entry.htm) is also available by email. Please contact the Customer Service Centre (see below) for further information.

- **Customer Service Centre**

If you have any questions regarding this publication or need further assistance, please contact the Customer Service Centre:

Email: custserv@iec.ch
Tel: +41 22 919 02 11
Fax: +41 22 919 03 00

INTERNATIONAL STANDARD

IEC 62330-3

First edition
2003-05

Helical-scan digital video cassette recording system using 12,65 mm (0,5 in) magnetic tape – Format HD-D5 –

Part 3: Data stream format

© IEC 2003 — Copyright - all rights reserved

No part of this publication may be reproduced or utilized in any form or by any means, electronic or mechanical, including photocopying and microfilm, without permission in writing from the publisher.

International Electrotechnical Commission, 3, rue de Varembe, PO Box 131, CH-1211 Geneva 20, Switzerland
Telephone: +41 22 919 02 11 Telefax: +41 22 919 03 00 E-mail: inmail@iec.ch Web: www.iec.ch



Commission Electrotechnique Internationale
International Electrotechnical Commission
Международная Электротехническая Комиссия

PRICE CODE

K

For price, see current catalogue

CONTENTS

FOREWORD	3
1 Scope	5
2 Normative references	5
3 DIF block mapping	5
3.1 DIF block and DIF slice	5
3.2 Mapping of DIF blocks over SDI	6
4 Audio Data	9
Bibliography	10
Figure 1 – DIF block	5
Figure 2 – DIF slice structure	6
Figure 3 – Slice sell structure over SDI	7
Figure 4 – DIF area type and byte allocation of DIF blocks	8
Figure 5 – Bit allocation	9

INTERNATIONAL ELECTROTECHNICAL COMMISSION

HELICAL-SCAN DIGITAL VIDEO CASSETTE RECORDING SYSTEM USING 12,65 mm (0,5 in) MAGNETIC TAPE – FORMAT HD-D5 –

Part 3: Data stream format

FOREWORD

- 1) The IEC (International Electrotechnical Commission) is a worldwide organization for standardization comprising all national electrotechnical committees (IEC National Committees). The object of the IEC is to promote international co-operation on all questions concerning standardization in the electrical and electronic fields. To this end and in addition to other activities, the IEC publishes International Standards. Their preparation is entrusted to technical committees; any IEC National Committee interested in the subject dealt with may participate in this preparatory work. International, governmental and non-governmental organizations liaising with the IEC also participate in this preparation. The IEC collaborates closely with the International Organization for Standardization (ISO) in accordance with conditions determined by agreement between the two organizations.
- 2) The formal decisions or agreements of the IEC on technical matters express, as nearly as possible, an international consensus of opinion on the relevant subjects since each technical committee has representation from all interested National Committees.
- 3) The documents produced have the form of recommendations for international use and are published in the form of standards, technical specifications, technical reports or guides and they are accepted by the National Committees in that sense.
- 4) In order to promote international unification, IEC National Committees undertake to apply IEC International Standards transparently to the maximum extent possible in their national and regional standards. Any divergence between the IEC Standard and the corresponding national or regional standard shall be clearly indicated in the latter.
- 5) The IEC provides no marking procedure to indicate its approval and cannot be rendered responsible for any equipment declared to be in conformity with one of its standards.
- 6) Attention is drawn to the possibility that some of the elements of this International Standard may be the subject of patent rights. The IEC shall not be held responsible for identifying any or all such patent rights.

International Standard IEC 62330 has been prepared by Technical Area 6: Higher data rate storage media and equipment of IEC technical committee 100: Audio, video and multimedia systems and equipment.

It was submitted to the national committees for voting under the Fast Track Procedure as the following documents:

CDV	Report on voting
100/506/CDV	100/605/RVC

Full information on the voting for the approval of this standard can be found in the report on voting indicated in the above table.

This publication has been drafted in accordance with the ISO/IEC Directives, Part 2.

The committee has decided that the contents of this publication will remain unchanged until 2008. At this date, the publication will be

- reconfirmed;
- withdrawn;
- replaced by a revised edition, or
- amended.

IEC 62330-3 consists of the following parts, under the general title *Helical-scan digital video cassette recording system using 12,65 mm (0,5 in) magnetic tape – Format HD-D5*.

- Part 1: VTR specifications
- Part 2: Compression format
- Part 3: Data stream format

Part 1 describes the VTR specifications which are tape, magnetization, helical recording, modulation method and basic system data for high definition video compressed data on 29,97 or 59,94 frame rate.

Part 2 describes the specifications for encoding process and data format for 1080i and 720p systems.

This part 3 describes the specifications for transmission of HD-D5 compressed video and audio data stream over 360 Mb/s serial digital interface.

HELICAL-SCAN DIGITAL VIDEO CASSETTE RECORDING SYSTEM USING 12,65 mm (0,5 in) MAGNETIC TAPE – FORMAT HD-D5 –

Part 3: Data stream format

1 Scope

This part of IEC 62330 defines the data stream used for synchronous transmission of HD-D5 compressed video and audio data over 360 Mb/s serial digital interface (SDI) for the 525/60 system as defined in SMPTE 259M.

This practice does not define data stream structure applicable for transmission over the serial data transport interface (SDTI), SMPTE 305M.

2 Normative references

The following referenced documents are indispensable for the application of this document. For dated references, only the edition cited applies. For undated references, the latest edition of the referenced document (including any amendments) applies.

ANSI/SMPTE 259M, *Television – 10-bit 4:2:2 Component and 4fsc NTSC Composite Digital Signals – Serial Digital Interface*

ANSI/SMPTE 272M, *Television – Formatting AES/EBU Audio and Auxiliary Data into Digital Video Ancillary Data Space*

3 DIF block mapping

HD-D5 compressed digital video data, assembled as a DIF block stream, are mapped onto an SDI video field for transmission.

3.1 DIF block and DIF slice

One field of 1 080/60i, or one frame of 720/60p compressed video is represented by 5 760 DIF Blocks defined in Part 2 as shown in Figure 1.

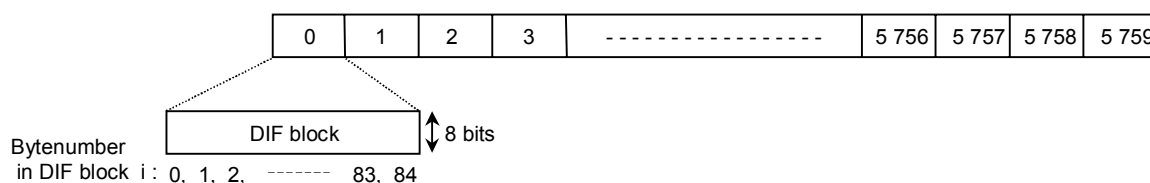


Figure 1 – DIF block

5 760 DIF blocks are divided into 480 DIF slices, each DIF slice comprising of 12 DIF blocks. DIF blocks in one field (1 080i), or one frame (720p) of video are numbered from 0 through 5 759. Likewise, DIF slices are numbered from 0 through 479.

The relationship between DIF block number (BN) and DIF slice number (SN) within the video field or frame is as shown below:

$$SN = \text{int} (BN / 12) \quad \text{where } BN = 0 \text{ to } 5\,759$$

DIF Slice structure is shown in Figure 2.

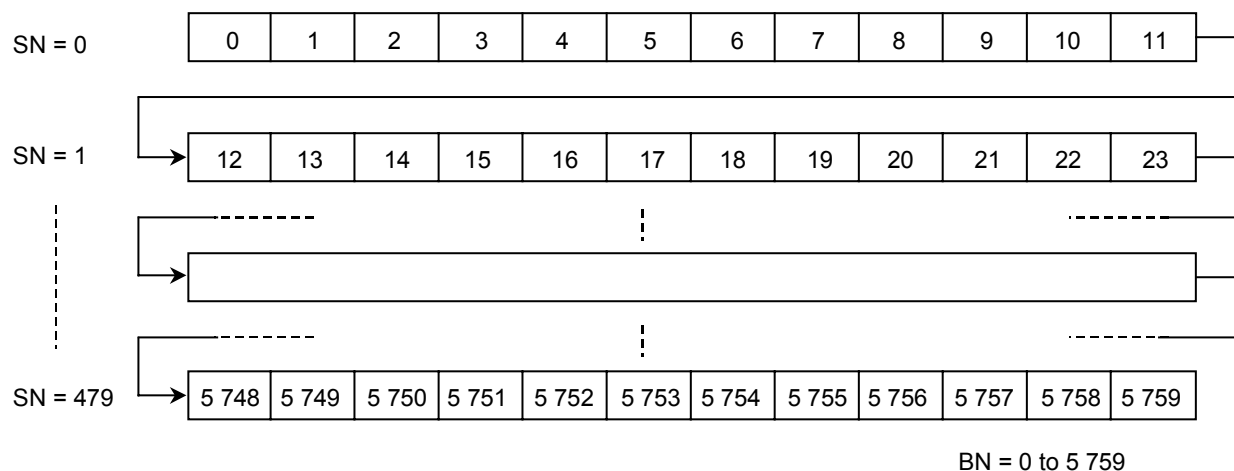


Figure 2 – DIF slice structure

3.2 Mapping of DIF blocks over SDI

DIF Blocks shall be mapped into 360 Mb/s SDI that is specified in ANSI/SMPTE 259M. One 1 080i field or one 720p frame of 5 760 DIF blocks, containing 489 600 words, are mapped into a rectangular area of 1 920 word columns (from sample number 0 to 1 919 horizontally) by 255 word rows (from line number 9 to 263 in the first field or from line number 271 to 525 in the second field vertically) on SDI. In the case of 1 080i, DIF blocks of the 1st field compressed video data shall be mapped into the first field of SDI and DIF Blocks of the second field compressed video data shall be mapped into the second field of SDI respectively.

One field contains 480 slice cells. One slice cell is composed of 4 word columns by 255 word rows. The slice cell structure over SDI is shown in Figure 3. Each DIF slice (see Figure 2) is allocated into each slice cell according to the following expression:

$$CN = (SN \times 4) \bmod 480 + \text{int} (SN / 120)$$

where

SN: DIF slice number

CN: Slice cell number

Each slice cell is divided into 12 DIF areas. The DIF area, consisting of 85 words, has four different area configurations; i.e. type A through D as shown in Figure 4. Each DIF area is identified by a DIF area number (AN). The DIF block number (BN), DIF area number (AN), and slice cell number (CN) are correlated through the following expressions:

$$CN = \{ \text{int} (BN / 12) \times 4 \} \bmod 480 + \text{int} (BN / 1\,440)$$

$$AN = BN \bmod 12$$

where BN = 0 to 5 759

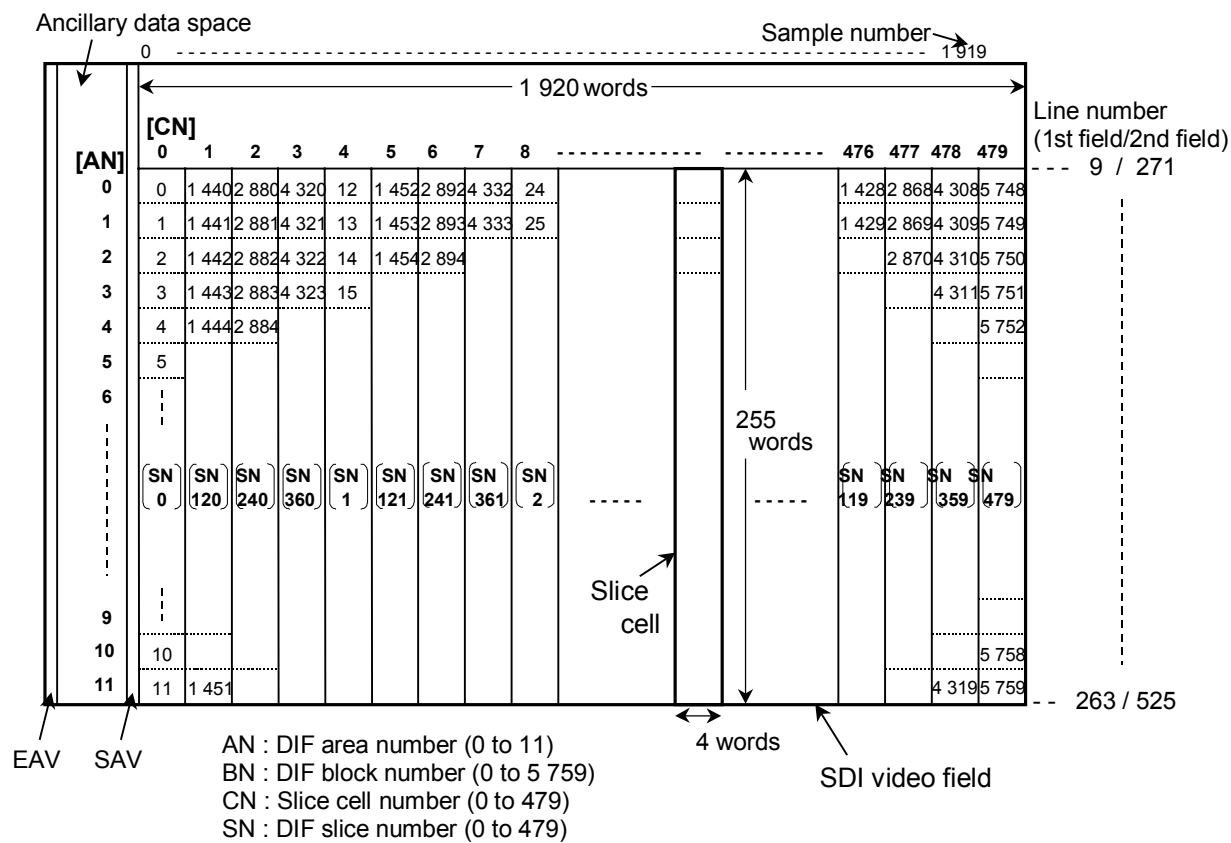


Figure 3 – Slice cell structure over SDI

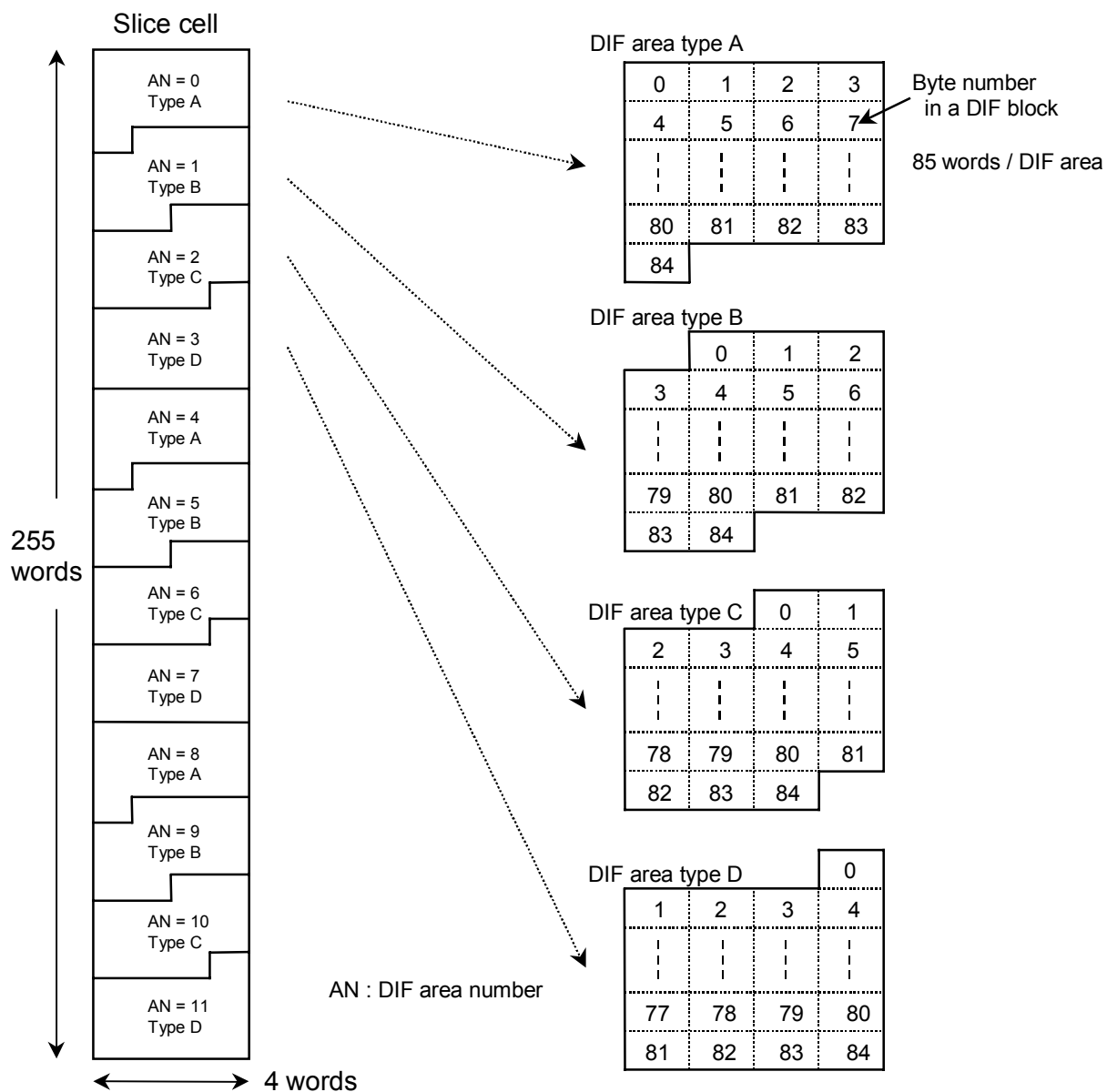


Figure 4 – DIF area type and byte allocation of DIF blocks

3.2.1 Bit allocation

Data bits of a DIF block byte are placed into a SDI data word (see Figure 5) as follows:

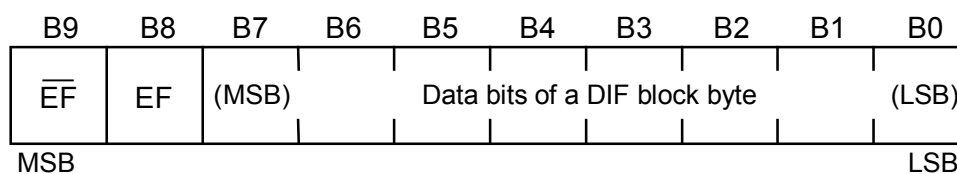
Data bits of a DIF block byte: B7 through B0 of SDI bit

- B7: MSB of DIF block byte
- B0: LSB of DIF block byte

- B8 is error flag (EF) for B7 through B0
- B9 is the complement of B8

(EF = 0: No error exists in B7 through B0)

(EF = 1: Error exists in B7 through B0)



EF : Error flag

\overline{EF} : Complement of error flag

Figure 5 – Bit allocation

4 Audio data

The audio data format and transmission format shall conform to ANSI/SMPTE 272M.

Bibliography

SMPTE 305M-1998, *Television – Serial Data Transport Interface*



Standards Survey

The IEC would like to offer you the best quality standards possible. To make sure that we continue to meet your needs, your feedback is essential. Would you please take a minute to answer the questions overleaf and fax them to us at +41 22 919 03 00 or mail them to the address below. Thank you!

Customer Service Centre (CSC)

International Electrotechnical Commission

3, rue de Varembé
1211 Genève 20
Switzerland

or

Fax to: **IEC/CSC** at +41 22 919 03 00

Thank you for your contribution to the standards-making process.

A Prioritaire

Nicht frankieren
Ne pas affranchir



Non affrancare
No stamp required

RÉPONSE PAYÉE

SUISSE

Customer Service Centre (CSC)
International Electrotechnical Commission
3, rue de Varembé
1211 GENEVA 20
Switzerland



Q1 Please report on **ONE STANDARD** and **ONE STANDARD ONLY**. Enter the exact number of the standard: (e.g. 60601-1-1)

.....

Q2 Please tell us in what capacity(ies) you bought the standard (tick all that apply). I am the/a:

- purchasing agent ☐
 librarian ☐
 researcher ☐
 design engineer ☐
 safety engineer ☐
 testing engineer ☐
 marketing specialist ☐
 other.....

Q3 I work for/in/as a:
(tick all that apply)

- manufacturing ☐
 consultant ☐
 government ☐
 test/certification facility ☐
 public utility ☐
 education ☐
 military ☐
 other.....

Q4 This standard will be used for:
(tick all that apply)

- general reference ☐
 product research ☐
 product design/development ☐
 specifications ☐
 tenders ☐
 quality assessment ☐
 certification ☐
 technical documentation ☐
 thesis ☐
 manufacturing ☐
 other.....

Q5 This standard meets my needs:
(tick one)

- not at all ☐
 nearly ☐
 fairly well ☐
 exactly ☐

Q6 If you ticked NOT AT ALL in Question 5 the reason is: (tick all that apply)

- standard is out of date ☐
 standard is incomplete ☐
 standard is too academic ☐
 standard is too superficial ☐
 title is misleading ☐
 I made the wrong choice ☐
 other

Q7 Please assess the standard in the following categories, using the numbers:

- (1) unacceptable,
 (2) below average,
 (3) average,
 (4) above average,
 (5) exceptional,
 (6) not applicable

- timeliness.....
 quality of writing.....
 technical contents.....
 logic of arrangement of contents
 tables, charts, graphs, figures.....
 other

Q8 I read/use the: (tick one)

- French text only ☐
 English text only ☐
 both English and French texts ☐

Q9 Please share any comment on any aspect of the IEC that you would like us to know:

.....



ISBN 2-8318-7052-6



ICS 33.160.40; 35.240.99
