


Examine the Jewel-Like Finish of a Taylor Key Blank...



... and you'll see just one of the reasons a Taylor key blank is so widely accepted in the United States... and now available world-wide! It's beautiful! Brass, nickel silver—even steel and malleable iron key blanks look so good that you know you're getting a great key—and a great buy at our competitively low prices! So, examine our complete line, the largest selection of key blanks in the United States. Then, specify Taylor, for the blank you need, in the quality your customer demands.

For more information contact our
Export Agent: SCHARFMAN BROS. INC.
134 Jackson St., Hempstead, Long Island, New York 11550

TAYLOR LOCK CO.
PHILADELPHIA, PENNSYLVANIA 19132



LOCKSMITH LEDGER

VOLUME 39, NUMBER 11, OCTOBER 1979
SECTION TWO OF TWO SECTIONS


SPACINGS & DEPTHS




Key Machines for the Professional.




2183 HM
AUTOMATIC




H2584CV
MANUAL




2178 U
CODE MACHINE



2585 DU
DUPLICON "2 in 1"



004-06-44
TUBULAR



008-50-44
MINI-MITE
PORTABLE

Quality, Precision, Reliability.

As a professional, you know the difference. Ilco/Unican key machines are designed to give you the performance, precision, and reliability you demand. Performance that has kept machines on the job 40 years and more.

Service

And what if something finally wears out? Ask your distributor about our new 24 hour service program. Replacement parts are a phone call away.

Immediate Delivery.

Shown here are six of the 21 models we produce. All available for immediate delivery.

Ask your distributor or write the factory for details.

SERVING
PROFESSIONAL LOCKSMITHS
FOR OVER 60 YEARS



ILCO UNICAN
UNICAN SECURITY SYSTEMS, CORP.

U.S.A.: 400 Fawn Dr., Rocky Mount, NC 27801 • Tel: (919) 446-3321
Canada: 5795 De Gaspe Ave., Montreal, Que. H2S-2X3 • Tel: (514) 273-0451

SPACINGS & DEPTHS

Printed & Published in the United States

Copyright 1979
Nickerson & Collins Co.
Publishers
Des Plaines, Illinois 60018

All Rights Reserved

INTRODUCTION

The spacings and depths listed herein are the results of an accumulation of information from locksmiths across the country.

Although we cannot guarantee each listing for accuracy, we have checked out most of the keyways and they have proven to be correct.

If you are on the Reed Code Book System, we suggest you compare this book with the Spacings and Depths section in Volume 3 and make any corrections necessary. You may prefer to punch this book and fit it into that particular section of your code book.

I wish to extend my sincere appreciation to Frank Agius of Framon Manufacturing Co. and LOCKSMITH LEDGER Contributing Editor David Horn for their efforts in assisting me on this book.

A handwritten signature in dark ink, reading "Bill Reed". The signature is fluid and cursive, with the first letters of "Bill" and "Reed" being capitalized and prominent.

Editor
LOCKSMITH LEDGER

NOTES

ABUS

Series: #24

Blank: VK015

Shoulder to center of 1st cut: .155

Cut to cut: .120

Drop: .025

Depths:

0 = .	6 = .
1 = .260	7 = .
2 = .235	8 = .
3 = .210	9 = .
4 = .185	0 = .
5 = .160	

ABUS

Series: #42

Blank:

Shoulder to center of 1st cut: .145

Cut to cut: .140

Drop: .025

Depths:

0 = .	6 = .
1 = .260	7 = .
2 = .235	8 = .
3 = .210	9 = .
4 = .185	0 = .
5 = .160	

ABUS

Series: #5525

Blank:

Shoulder to center of 1st cut: .100

Cut to cut: .125

Drop: .030

Depths:

0 = .	6 = .
1 = .180	7 = .
2 = .150	8 = .
3 = .120	9 = .
4 = .	0 = .
5 = .	

ABUS

Series: #5530

Blank:

Shoulder to center of 1st cut: .140

Cut to cut: .135

Drop: .020

Depths:

0 = .	6 = .
1 = .260	7 = .
2 = .240	8 = .
3 = .220	9 = .
4 = .200	0 = .
5 = .180	

ABUS

Series: #5540

Blank:

Shoulder to center of 1st cut: .130

Cut to cut: .135

Drop: .020

Depths:

0 = .	6 = .170
1 = .270	7 = .
2 = .250	8 = .
3 = .230	9 = .
4 = .210	0 = .
5 = .190	

ABUS

Series: #5545

Blank:

Shoulder to center of 1st cut: .130

Cut to cut: .135

Drop: .030

Depths:

0 = .	6 = .
1 = .265	7 = .
2 = .235	8 = .
3 = .205	9 = .
4 = .	0 = .
5 = .	

ABUS

Series: #5550

Blank:

Shoulder to center of 1st cut: .145

Cut to cut: .125

Drop: .025

Depths:

0 = .	6 = .
1 = .270	7 = .
2 = .245	8 = .
3 = .220	9 = .
4 = .195	0 = .
5 = .	

AGE

Series:

Blank: #2711KB

Shoulder to center of 1st cut: .145

Cut to cut: .140

Drop: .025

Depths:

0 = .	6 = .
1 = .235	7 = .
2 = .220	8 = .
3 = .200	9 = .
4 = .180	0 = .
5 = .	

AGE

Series: #2712
 Blank: Taylor #A191 & DL #AG2
 Shoulder to center of 1st cut: .120
 Cut to cut: .100
 Drop: Variable
 Depths:
 0 = . 6 = .
 1 = .235 7 = .
 2 = .230 8 = .
 3 = .210 9 = .
 4 = .190 0 = .
 5 = .

AGE

Series:
 Blank: Taylor #191 or #193 DL #AG2
 Shoulder to center of 1st cut: .135
 Cut to cut: .135
 Drop: Variable
 Depths:
 0 = . 6 = .
 1 = .231 7 = .
 2 = .210 8 = .
 3 = .190 9 = .
 4 = .169 0 = .
 5 = .

ALMONT

Series: Re-Key Padlock
 Blank: Ilco #1145
 Shoulder to center of 1st cut: .240
 Cut to cut: .150
 Drop: .012
 Depths:
 0 = .324 6 = .252
 1 = .312 7 = .240
 2 = .300 8 = .228
 3 = .288 9 = .216
 4 = .276 0 = .
 5 = .264

AMERICAN DEVICE

Series: Letter Box
 Blank: Taylor #R22B
 Shoulder to center of 1st cut: .190
 Cut to cut: .125
 Drop: .018
 Depths:
 0 = .280 6 = .172
 1 = .262 7 = .
 2 = .244 8 = .
 3 = .226 9 = .
 4 = .208 0 = .
 5 = .190

AMERICAN (JUNKUNC)

Series: Padlock
 Blank: Ilco #1046
 Shoulder to center of 1st cut: .156
 Cut to cut: .125
 Drop: .015 & .016
 Depths:
 0 = . 6 = .205
 1 = .284 7 = .190
 2 = .268 8 = .174
 3 = .252 9 = .
 4 = .237 0 = .
 5 = .221

AMERICAN

Series: P4, P4½, P5, P5½, P6
 Blank: Orig. #LKB5
 Shoulder to center of 1st cut: .155
 Cut to cut: .130
 Drop: Variable
 Depths:
 0 = . 6 = .
 1 = .260 7 = .
 2 = .235 8 = .
 3 = .210 9 = .
 4 = .185 0 = .
 5 = .165

ARCO

Series: Bank Bags
 Blank: Ilco #SC1098X
 Shoulder to center of 1st cut: .125
 Cut to cut: .095
 Drop: .020
 Depths:
 0 = . 6 = .150
 1 = .250 7 = .
 2 = .230 8 = .
 3 = .210 9 = .
 4 = .190 0 = .
 5 = .170

ARCO

Series: Bank Bags
 Blank: Taylor #31 & 31R
 Shoulder to center of 1st cut: .187
 Cut to cut: .125
 Drop: .035
 Depths:
 0 = . 6 = .
 1 = .320 7 = .
 2 = .285 8 = .
 3 = .250 9 = .
 4 = .215 0 = .
 5 = .180

ARROW

Series: Standard
 Blank: Ilco #1014, Eagle #11309
 Shoulder to center of 1st cut: .230
 Cut to cut: .160
 Drop: .018
 Depths:
 0 = . 6 = .230
 1 = .320 7 = .212
 2 = .302 8 = .194
 3 = .284 9 = .176
 4 = .266 0 = .
 5 = .248

ARROW

Series: NEW
 Blank: Ilco #1179, Orig. #K2
 Shoulder to center of 1st cut: .265
 Cut to cut: .155
 Drop: .014
 Depths:
 0 = .335 6 = .251
 1 = .321 7 = .237
 2 = .307 8 = .223
 3 = .293 9 = .209
 4 = .279 0 = .
 5 = .265

ARROW

Series: Key-In-Knob (Heavy Duty)
 Blank: Ilco #1179
 Shoulder to center of 1st cut: .265
 Cut to cut: .155
 Drop: .014
 Depths:
 0 = .312 6 = .228
 1 = .298 7 = .214
 2 = .284 8 = .200
 3 = .270 9 = .186
 4 = .256 0 = .
 5 = .242

ARROW

Series: Old
 Blank: Ilco #1179
 Shoulder to center of 1st cut: .265
 Cut to cut: .155
 Drop: .020
 Depths:
 0 = .335 6 = .215
 1 = .315 7 = .
 2 = .295 8 = .
 3 = .275 9 = .
 4 = .255 0 = .
 5 = .235

ARROW

Series: Double Sided
 Blank: Ilco #1025, Orig. #K4
 Shld. to center of 1st cut: .218 (T), .130 (B)
 Cut to cut: .190
 Drop: .020
 Depths:
 0 = . 6 = .
 1 = .295 7 = .
 2 = .275 8 = .
 3 = .255 9 = .
 4 = .235 0 = .
 5 = .

AMEROCK

Series:
 Blank: Ilco #1179A
 Shoulder to center of 1st cut: .265
 Cut to cut: .155
 Drop: .014
 Depths:
 0 = .315 6 = .231
 1 = .301 7 = .217
 2 = .287 8 = .203
 3 = .273 9 = .189
 4 = .259 0 = .
 5 = .245

ASSA

Series:
 Blank:
 Shoulder to center of 1st cut: .190
 Cut to cut: .170
 Drop: .028
 Depths:
 0 = . 6 = .190
 1 = .330 7 = .
 2 = .302 8 = .
 3 = .274 9 = .
 4 = .246 0 = .
 5 = .218

ASSA

Series:
 Blank:
 Shoulder to center of 1st cut: .180
 Cut to cut: .165
 Drop: .028
 Depths:
 0 = . 6 = .190
 1 = .330 7 = .
 2 = .302 8 = .
 3 = .274 9 = .
 4 = .246 0 = .
 5 = .218

AUTH

Series:
 Blank: 676-1 w/Ward
 Shoulder to center of 1st cut: .150
 Cut to cut: .140
 Drop: .013
 Depths:
 0 = .270 6 = .195
 1 = .257 7 = .182
 2 = .245 8 = .170
 3 = .232 9 = .157
 4 = .220 0 = .
 5 = .207

AUTH

Series: Letter Box "E"
 Blank: Taylor #T50, Ilco #S1225N
 Throat Cut: .075 (Width), .205 (Depth)
 Center of 1st cut: .016 from tip of key
 Cut Width: .031
 Spacings: 1-99 cuts .041 wide, 100-250 cuts .031 wide

Depths:
 0 = . 6 = .
 1 = .260 7 = .
 2 = .235 8 = .
 3 = .200 9 = .
 4 = .165 0 = .
 5 = .130

AUTH

Series: "D"
 Blank: Ilco #1225D, DL #625D
 Cut Throat to #3 depth
 Drop: .030
 Depths:
 0 = . 6 = .
 1 = .260 7 = .
 2 = .230 8 = .
 3 = .200 9 = .
 4 = .170 0 = .
 5 = .140

AUTH

Series: "HL"
 Blank: #HL1
 Shoulder to center of 1st cut: .195
 Cut to cut: .130
 Drop: .020
 Depths:
 0 = .290 6 = .
 1 = .270 7 = .
 2 = .250 8 = .
 3 = .230 9 = .
 4 = .210 0 = .
 5 = .

AUTH

Series: "S"
 Blank: Ilco #1427
 Throat Cut - Width - Depth—None
 Center of 1st cut: .028 from tip of key
 Cut Width: .055
 Depths:
 0 = . 6 = .
 1 = .292 7 = .
 2 = .260 8 = .
 3 = .230 9 = .
 4 = .200 0 = .
 5 = .170

AUTH

Series: "IM"
 Blank: Ilco #01225N
 Throat Cut: .080 (Width), .200 (Depth)
 Center of 1st cut: .023 from tip of key
 Cut Width: .045
 Depths:
 0 = . 6 = .
 1 = .262 7 = .
 2 = .237 8 = .
 3 = .200 9 = .
 4 = .170 0 = .
 5 = .130

BARGMAN

Series: Wafer
 Blank: Ilco #L1098M, etc.
 Shoulder to center of 1st cut: .150
 Cut to cut: .095
 Drop: .015
 Depths:
 0 = . 6 = .
 1 = .250 7 = .
 2 = .235 8 = .
 3 = .220 9 = .
 4 = .205 0 = .
 5 = .190

BALDWIN

Series:
 Blank: #SE1
 Shoulder to center of 1st cut: .265
 Cut to cut: .156
 Drop: .020
 Depths:
 0 = .310 6 = .190
 1 = .290 7 = .
 2 = .270 8 = .
 3 = .250 9 = .
 4 = .230 0 = .
 5 = .210

BOMMER

Series: Hudson
 Blank: HL2
 Shoulder to center of 1st cut: .190
 Cut to cut: .125
 Drop: .018
 Depths:
 0 = .280 6 = .172
 1 = .262 7 = .
 2 = .244 8 = .
 3 = .226 9 = .
 4 = .208 0 = .
 5 = .190

B & S

Series: Regular Wafer
 Blank: Ilco #H1098M
 Shoulder to center of 1st cut: .150
 Cut to cut: .093
 Drop: .015
 Depths:
 0 = . 6 = .
 1 = .250 7 = .
 2 = .235 8 = .
 3 = .220 9 = .
 4 = .205 0 = .
 5 = .190

B & S

Series: See "General Motors"
 Blank: See "Rambler"
 Shoulder to center of 1st cut: .
 Cut to cut: .
 Drop: .
 Depths:
 0 = . 6 = .
 1 = . 7 = .
 2 = . 8 = .
 3 = . 9 = .
 4 = . 0 = .
 5 = .

BEST

Series: Removable Core
 Blank: Ilco #1114A
 Tip to center of 1st cut: .970
 Tip to center of 2nd cut: .820
 Cut to cut: .150
 Drop: .0125
 Depths:
 0 = .319 6 = .244
 1 = .306 7 = .231
 2 = .294 8 = .219
 3 = .281 9 = .206
 4 = .269 0 = .
 5 = .256

CESSNA

Series:
 Blank: Ilco #C1054B
 Shoulder to center of 1st cut: .127
 Cut to cut: .095
 Drop: .015 & .020
 Depths:
 0 = .245 6 = .
 1 = .230 7 = .
 2 = .210 8 = .
 3 = .190 9 = .
 4 = .170 0 = .
 5 = .

CHALLENGER

Series: "C" & Key-In-Knob
 Blank: Ilco #1170B
 Shoulder to center of 1st cut: .213
 Cut to cut: .156
 Drop: .015
 Depths:
 0 = .320 6 = .230
 1 = .305 7 = .215
 2 = .290 8 = .200
 3 = .275 9 = .
 4 = .260 0 = .
 5 = .245

CHANTRELL

Series:
 Blank: Ilco #1015A
 Shoulder to center of 1st cut: .277
 Cut to cut: .156
 Drop: .018
 Depths:
 0 = .338 6 = .230
 1 = .320 7 = .212
 2 = .302 8 = .194
 3 = .284 9 = .176
 4 = .266 0 = .
 5 = .248

CHESLER

Series:
 Blank: Ilco #1178
 Shoulder to center of 1st cut: .222
 Cut to cut: .156
 Drop: .020
 Depths:
 0 = .315 6 = .195
 1 = .295 7 = .175
 2 = .275 8 = .155
 3 = .255 9 = .
 4 = .235 0 = .
 5 = .215

CHICAGO

Series: Pin-Tumbler
 Blank: KP1, KP2, KP3, KP6, KP7, KP8
 Shoulder to center of 1st cut: .156
 Cut to cut: .140
 Drop: .016
 Depths:
 0 = . 6 = .186
 1 = .266 7 = .170
 2 = .250 8 = .
 3 = .234 9 = .
 4 = .218 0 = .
 5 = .202

CHICAGO

Series: "AH"
 Blank: Ilco #1054JK
 Shoulder to center of 1st cut: .156
 Cut to cut: .140
 Drop: .020
 Depths:
 0 = . 6 = .
 1 = .270 7 = .
 2 = .250 8 = .
 3 = .230 9 = .
 4 = .210 0 = .
 5 = .190

CHICAGO—7 PIN

Series: Ace (Tubular)
 Blank: Ilco #137
 Shoulder to center of 1st cut: .
 Cut to cut: .
 Drop: .
 Depths:
 0 = . 6 = .0925
 1 = .015 7 = .110
 2 = .0315 8 = .
 3 = .050 9 = .
 4 = .0675 0 = .
 5 = .080

CHICAGO—8 PIN

Series: Ace (Tubular)
 Blank:
 Shoulder to center of 1st cut: .
 Cut to cut: .
 Drop: .
 Depths:
 0 = . 6 = .093
 1 = .0155 7 = .1085
 2 = .031 8 = .124
 3 = .0465 9 = .
 4 = .062 0 = .
 5 = .0775

CHICAGO

Series:
 Blank: KP12-18
 Shoulder to center of 1st cut: .156
 Cut to cut: .140
 Drop: .016
 Depths:
 0 = .276 6 = .186
 1 = .266 7 = .170
 2 = .250 8 = .
 3 = .234 9 = .
 4 = .218 0 = .
 5 = .202

CHICAGO

Series:
 Blank: K101-104
 Shoulder to center of 1st cut: .139
 Cut to cut: .093
 Drop: .030
 Depths:
 0 = . 6 = .
 1 = .250 7 = .
 2 = . 8 = .
 3 = .220 9 = .
 4 = . 0 = .
 5 = .190

CHICAGO

Series: "S"
 Blank: #KP9
 Shoulder to center of 1st cut: .140
 Cut to cut: .140
 Drop: .018
 Depths:
 0 = .261 6 = .153
 1 = .243 7 = .135
 2 = .225 8 = .
 3 = .207 9 = .
 4 = .189 0 = .
 5 = .171

CHICAGO

Series: Wafer
 Blank: K5, K5K, K35, K39
 Shoulder to center of 1st cut: .139
 Cut to cut: .093
 Drop: .015
 Depths:
 0 = . 6 = .
 1 = .250 7 = .
 2 = .235 8 = .
 3 = .220 9 = .
 4 = .205 0 = .
 5 = .190

CLINTON

Series:
 Blank: Ilco #1023
 Shoulder to center of 1st cut: .170
 Cut to cut: .156
 Drop: .0125
 Depths:
 0 = .325 6 = .250
 1 = .312 7 = .237
 2 = .300 8 = .225
 3 = .287 9 = .212
 4 = .275 0 = .
 5 = .262

COLE-HERSEE

Series: Boat
 Blank: Ilco #01122AR
 Shoulder to center of 1st cut: .125
 Cut to cut: .094
 Drop: .020
 Depths:
 0 = . 6 = .
 1 = .250 7 = .
 2 = .230 8 = .
 3 = .210 9 = .
 4 = .190 0 = .
 5 = .

COLUMBIA

Series: File Cabinet
 Blank: Ilco #1014DX
 Shoulder to center of 1st cut: .125
 Cut to cut: .093
 Drop: .018
 Depths:
 0 = . 6 = .190
 1 = .280 7 = .172
 2 = .262 8 = .154
 3 = .244 9 = .136
 4 = .226 0 = .118
 5 = .208

COMMODORE

Series: File Cabinet
 Blank: DL #CD1
 Shoulder to center of 1st cut: .125
 Cut to cut: .140
 Drop: Variable
 Depths:
 0 = . 6 = .
 1 = .240 7 = .
 2 = .225 8 = .
 3 = .192 9 = .
 4 = .160 0 = .
 5 = .

COMMODORE

Series: File Cabinet
 Blank: DL #SY1
 Shoulder to center of 1st cut: .150
 Cut to cut: .150
 Drop: .030
 Depths:
 0 = . 6 = .
 1 = .270 7 = .
 2 = .240 8 = .
 3 = .210 9 = .
 4 = .180 0 = .
 5 = .

CORBIN

Series: 2A
 Blank: Ilco #1000A, Original X1-99-6
 Shoulder to center of 1st cut: .219
 Cut to cut: .156
 Drop: Variable
 Depths:
 0 = .332 6 = .252
 1 = .320 7 = .238
 2 = .307 8 = .224
 3 = .293 9 = .209
 4 = .280 0 = .
 5 = .267

CORBIN

Series: "C" Pin-Tumbler
 Blank: Ilco #1000B
 Shoulder to center of 1st cut: .225
 Cut to cut: .125
 Drop: .014
 Depths:
 0 = .250 6 = .166
 1 = .236 7 = .152
 2 = .222 8 = .138
 3 = .208 9 = .124
 4 = .194 0 = .
 5 = .180

CORBIN

Series: Old "X"
 Blank: Ilco #1001E, Original #23¼
 Shoulder to center of 1st cut: .197
 Cut to cut: .156
 Drop: .014
 Depths:
 0 = .333 6 = .249
 1 = .319 7 = .235
 2 = .305 8 = .221
 3 = .291 9 = .207
 4 = .277 0 = .
 5 = .263

CORBIN

Series: Key-In-Knob

Blank: #S1-26-5

Shoulder to center of 1st cut: .135

Cut to cut: .125

Drop: .014

Depths:

0 = .250	6 = .166
1 = .236	7 = .152
2 = .222	8 = .138
3 = .208	9 = .124
4 = .194	0 = .
5 = .180	

CORBIN

Series: "Z"

Blank: Ilco #A1001EH, Orig. #Z1-60-6

Shoulder to center of 1st cut: .250

Cut to cut: .156

Drop: .014

Depths:

0 = .	6 = .273
1 = .343	7 = .259
2 = .329	8 = .245
3 = .315	9 = .231
4 = .301	0 = .217
5 = .287	

CORBIN

Series: Wafer "CAT"

Blank: Ilco #1000V, Orig. #8658JVR

Shoulder to center of 1st cut: .156

Cut to cut: .095

Drop: .030

Depths:

0 = .250	6 = .
1 = .220	7 = .
2 = .190	8 = .
3 = .	9 = .
4 = .	0 = .
5 = .	

CORBIN

Series: Wafer (Padlock)

Blank: Ilco #1001K, Orig. #4197

Shoulder to center of 1st cut: .118

Cut to cut: .095

Drop: .020

Depths:

0 = .205	6 = .
1 = .185	7 = .
2 = .165	8 = .
3 = .145	9 = .
4 = .	0 = .
5 = .	

CORBIN

Series: 4R

Blank: Ilco #1000F, Orig. #8687CCR

Shoulder to center of 1st cut: .172

Cut to cut: .125

Drop: .014

Depths:

0 = .277	6 = .193
1 = .263	7 = .179
2 = .249	8 = .165
3 = .235	9 = .151
4 = .221	0 = .
5 = .207	

CORBIN

Series: B4R

Blank:

Shoulder to center of 1st cut: .172

Cut to cut: .125

Drop: .0125

Depths:

0 = .281	6 = .206
1 = .268	7 = .193
2 = .256	8 = .181
3 = .243	9 = .168
4 = .231	0 = .
5 = .218	

CORBIN

Series: 4T

Blank: Ilco #1003A, 1003B, 1003M

Shoulder to center of 1st cut: .175

Cut to cut: .125

Drop: Variable

Depths:

0 = .284	6 = .206
1 = .272	7 = .194
2 = .258	8 = .180
3 = .246	9 = .
4 = .232	0 = .
5 = .220	

CORBIN

Series: #2881 & #9904 Padlock

Blank: Ilco #1003A, Orig. #8618C-R1

Shoulder to center of 1st cut: .171

Cut to cut: .125

Drop: .012

Depths:

0 = .284	6 = .212
1 = .272	7 = .200
2 = .260	8 = .188
3 = .248	9 = .176
4 = .236	0 = .
5 = .224	

CORBIN

Series: 67

Blank: Ilco #1001EG, Orig. #X1-67-6

Shoulder to center of 1st cut: .210

Cut to cut: .125

Drop: .014

Depths:

0 = .332	6 = .248
1 = .318	7 = .234
2 = .304	8 = .220
3 = .290	9 = .206
4 = .276	0 = .
5 = .262	

CORBIN

Series: "BAZ"

Blank: Ilco #1000G

Shoulder to center of 1st cut: .175

Cut to cut: .125

Drop: .0125

Depths:

0 = .270	6 = .196
1 = .267	7 = .
2 = .245	8 = .
3 = .232	9 = .
4 = .220	0 = .
5 = .208	

CORBIN

Series: 70

Blank:

Shoulder to center of 1st cut: .250

Cut to cut: .156

Drop: .028

Depths:

0 = .	6 = .203
1 = .343	7 = .
2 = .315	8 = .
3 = .287	9 = .
4 = .259	0 = .
5 = .231	5½ = .217

CORBIN

Series: SEJ

Blank: #8618C

Shoulder to center of 1st cut: .156

Cut to cut: .125

Drop: Variable

Depths:

0 = .250	6 = .165
1 = .240	7 = .150
2 = .225	8 = .135
3 = .210	9 = .125
4 = .195	0 = .
5 = .180	

CORBIN

Series: Baby X

Blank: #4196A, 4197¼A

Shoulder to center of 1st cut: .125

Cut to cut: .093

Drop: .020

Depths:

0 = .	6 = .
1 = .188	7 = .
2 = .168	8 = .
3 = .148	9 = .
4 = .	0 = .
5 = .	

CORBIN

Series:

Blank:

Shoulder to center of 1st cut: .

Cut to cut: .

Drop: .

Depths:

0 = .	6 = .
1 = .	7 = .
2 = .	8 = .
3 = .	9 = .
4 = .	0 = .
5 = .	

CORBIN

Series: Lever (Lockers)

Spacing: 1 = .940 4 = .805

2 = .895 5 = .760

3 = .850 6 = .715

Drop: .025

Depths:

0 = .300	6 = .165
1 = .290	7 = .
2 = .265	8 = .
3 = .240	9 = .
4 = .215	0 = .
5 = .190	

CRAFTSMAN

Series:

Blank: Ilco #1096CN

Shoulder to center of 1st cut: .160

Cut to cut: .

Drop: .018

Depths:

0 = .323	6 = .215
1 = .305	7 = .197
2 = .287	8 = .179
3 = .269	9 = .161
4 = .251	0 = .
5 = .233	

CRAFTSMAN

Series: "DL"

Blank: Ilco #C1096LN

Shoulder to center of 1st cut: .255

Cut to cut: .140

Drop: .015

Depths:

0 = .	6 = .
1 = .272	7 = .
2 = .257	8 = .
3 = .242	9 = .
4 = .217	0 = .
5 = .202	

CRAFTSMAN

Series: "KE" & "T"

Blank: Ilco #C1096CN

Shoulder to center of 1st cut: .275

Cut to cut: .155

Drop: .018

Depths:

0 = .318	6 = .210
1 = .300	7 = .192
2 = .282	8 = .174
3 = .264	9 = .156
4 = .246	0 = .
5 = .228	

CRAFTSMAN

Series: "LL" (Tool Box)

Blank: Ilco #1096EN

Shoulder to center of 1st cut: .139

Cut to cut: .093

Drop: .030

Depths:

0 = .	6 = .
1 = .250	7 = .
2 = .	8 = .
3 = .220	9 = .
4 = .	0 = .
5 = .190	

COUCH

Series: Old Letter Box

Blank: Ilco #1225PL

Throat Cut: .050 (Width), .200 (Depth)

Center of 1st cut: .024 from tip

Cut Width: .044

Drop: .025

Depths:

0 = .	6 = .
1 = .250	7 = .
2 = .225	8 = .
3 = .200	9 = .
4 = .175	0 = .
5 = .	

COUCH

Series: Small Letter Box

Blank: Ilco #1225BL

Throat Cut: .065 (Width), .150 (Depth)

Center of 1st cut: .087 from tip

Cut Width: .055

Drop: .025

Depths:

0 = .	6 = .
1 = .225	7 = .
2 = .200	8 = .
3 = .175	9 = .
4 = .150	0 = .
5 = .	

DEXTER

Series: Pre-1969

Blank: Ilco #D1054K

Shoulder to center of 1st cut: .216

Cut to cut: .155

Drop: .020

Depths:

0 = .325	6 = .205
1 = .305	7 = .185
2 = .285	8 = .
3 = .265	9 = .
4 = .245	0 = .
5 = .225	

DEXTER

Series: New-Key-in-Knob

Blank: Ilco #D1054K, Orig. #67

Shoulder to center of 1st cut: .216

Cut to cut: .155

Drop: .015

Depths:

0 = .320	6 = .230
1 = .305	7 = .215
2 = .290	8 = .200
3 = .275	9 = .185
4 = .260	0 = .
5 = .245	

DEXTER

Series: Pin-Tumbler

Blank: Ilco #1054KD, Orig. #61

Shoulder to center of 1st cut: .180

Cut to cut: .125

Drop: .020

Depths:

0 = .325	6 = .205
1 = .305	7 = .185
2 = .285	8 = .
3 = .265	9 = .
4 = .245	0 = .
5 = .225	

DEXTER

Series: Wafer

Blank: Ilco #D1098X, Orig. #63

Shoulder to center of 1st cut: .150

Cut to cut: .093

Drop: .016

Depths:

0 = .	6 = .
1 = .248	7 = .
2 = .232	8 = .
3 = .216	9 = .
4 = .200	0 = .
5 = .184	

DEIBOLD

Series:

Blank:

Tip to center of 1st cut: .915

Cut to cut: .065

Drop: .025

Depths:

0 = .	6 = .245
1 = .370	7 = .220
2 = .345	8 = .195
3 = .320	9 = .170
4 = .295	0 = .
5 = .270	

DEIBOLD

Series:

Blank:

Tip to center of 1st cut: .915

Cut to cut: .065

Drop: .

Depths:

0 = .	6 = .216
1 = .375	7 = .185
2 = .340	8 = .158
3 = .309	9 = .
4 = .278	0 = .
5 = .247	

DYNALOK

Series: Tubular

Blank: Ilco #1137

Drop: .025

Depths:

0 = .125	6 = .
1 = .100	7 = .
2 = .075	8 = .
3 = .050	9 = .
4 = .025	0 = .
5 = .000	

DONNER

Series: Lockset

Blank: Ilco #1176

Shoulder to center of 1st cut: .225

Cut to cut: .155

Drop: .014

Depths:

0 = .329	6 = .245
1 = .315	7 = .231
2 = .301	8 = .217
3 = .287	9 = .203
4 = .273	0 = .
5 = .259	

DONNER

Series: Padlock (L-1)

Blank: Master #1K

Shoulder to center of 1st cut: .123

Cut to cut: .135

Drop: Variable

Depths:

0 = .281	6 = .185
1 = .271	7 = .
2 = .251	8 = .
3 = .231	9 = .
4 = .211	0 = .
5 = .191	

DURO-STEEL

Series:

Blank:

Shoulder to center of 1st cut: .125

Cut to cut: .095

Drop: .020

Depths:

0 = .	6 = .
1 = .250	7 = .
2 = .230	8 = .
3 = .210	9 = .
4 = .190	0 = .
5 = .170	

DOMINION

Series:

Blank:

Shoulder to center of 1st cut: .280

Cut to cut: .156

Drop: .015

Depths:

0 = .325	6 = .235
1 = .310	7 = .220
2 = .295	8 = .
3 = .280	9 = .
4 = .265	0 = .
5 = .250	

EAGLE

Series: Large Pin-Tumbler
 Blank: Ilco #1014A
 Shoulder to center of 1st cut: .216
 Cut to cut: .155
 Drop: .018
 Depths:
 0 = . 6 = .230
 1 = .320 7 = .212
 2 = .302 8 = .194
 3 = .284 9 = .176
 4 = .266 0 = .158
 5 = .248

EAGLE

Series: Padlock—Pin-Tumbler
 Blank: Ilco #X1014F
 Shoulder to center of 1st cut: .208
 Cut to cut: .155
 Drop: .018
 Depths:
 0 = . 6 = .230
 1 = .320 7 = .212
 2 = .302 8 = .194
 3 = .284 9 = .176
 4 = .266 0 = .
 5 = .248

EAGLE

Series: Long
 Blank: Ilco #1014DX
 Shoulder to center of 1st cut: .208
 Cut to cut: .155
 Drop: .018
 Depths:
 0 = . 6 = .186
 1 = .276 7 = .168
 2 = .258 8 = .150
 3 = .240 9 = .132
 4 = .222 0 = .
 5 = .204

EAGLE

Series: Regular—Wafer
 Blank: Ilco #1014J
 Shoulder to center of 1st cut: .155
 Cut to cut: .093
 Drop: .025
 Depths:
 0 = . 6 = .
 1 = .240 7 = .
 2 = . 8 = .
 3 = .215 9 = .
 4 = . 0 = .
 5 = .190

EAGLE

Series: Short
 Blank: #11625B
 Shoulder to center of 1st cut: .173
 Cut to cut: .125
 Drop: .018
 Depths:
 0 = . 6 = .186
 1 = .276 7 = .168
 2 = .258 8 = .150
 3 = .240 9 = .132
 4 = .222 0 = .
 5 = .204

EAGLE

Series: Wafer A36A
 Blank: Ilco #1014JS
 Shoulder to center of 1st cut: .090
 Cut to cut: .093
 Drop: .015
 Depths:
 0 = . 6 = .
 1 = .240 7 = .
 2 = .225 8 = .
 3 = .210 9 = .
 4 = .195 0 = .
 5 = .180

EAGLE

Series: A42GX
 Blank: Ilco #1014JS
 Shoulder to center of 1st cut: .156
 Cut to cut: .093
 Drop: .015
 Depths:
 0 = . 6 = .
 1 = .280 7 = .
 2 = .265 8 = .
 3 = .250 9 = .
 4 = .235 0 = .
 5 = .220

EAGLE

Series: Keystone File Cabinet
 Blank: #11605
 Shoulder to center of 1st cut: .173
 Cut to cut: .125
 Drop: .018
 Depths:
 0 = . 6 = .190
 1 = .280 7 = .172
 2 = .262 8 = .154
 3 = .244 9 = .136
 4 = .226 0 = .118
 5 = .208

EAGLE

Series: All-Steel
 Blank: Ilco #1014 (File Tip)
 Shoulder to center of 1st cut: .156
 Cut to cut: .125
 Drop: .018
 Depths:
 0 = . 6 = .217
 1 = .307 7 = .199
 2 = .289 8 = .181
 3 = .271 9 = .163
 4 = .253 0 = .
 5 = .235

EAGLE

Series: Letter Box (0A45S)
 Blank: Taylor #T22
 Throat Cut: .065 (Width), .180 (Depth)
 Center 1st cut: .020 from tip
 Cut Width: .050
 Drop: .030
 Depths:
 0 = . 6 = .
 1 = .225 7 = .
 2 = .195 8 = .
 3 = .165 9 = .
 4 = .135 0 = .
 5 = .105

EAGLE

Series: Letter Box 1-1000
 Blank:
 Throat Cut: .065 (Width), .195 (Depth)
 Center 1st cut: .020 from tip
 Cut Width: .047
 Drop: .030
 Depths:
 0 = . 6 = .
 1 = .225 7 = .
 2 = .195 8 = .
 3 = .165 9 = .
 4 = .135 0 = .
 5 = .105

ELGIN

Series: "DL"
 Blank: Ilco #E1096LN
 Shoulder to center of 1st cut: .255
 Cut to cut: .139
 Drop: .015
 Depths:
 0 = . 6 = .
 1 = .272 7 = .
 2 = .257 8 = .
 3 = .242 9 = .
 4 = .217 0 = .
 5 = .202

ELGIN

Series: "KE"
 Blank: Ilco #E1096CN
 Shoulder to center of 1st cut: .280
 Cut to cut: .155
 Drop: .018
 Depths:
 0 = .318 6 = .210
 1 = .300 7 = .192
 2 = .282 8 = .
 3 = .264 9 = .
 4 = .246 0 = .
 5 = .228

EMHART HIGH SECURITY

Series: See "Corbin 70"
 Blank:
 Shoulder to center of 1st cut: .
 Cut to cut: .
 Drop: .
 Depths:
 0 = . 6 = .
 1 = . 7 = .
 2 = . 8 = .
 3 = . 9 = .
 4 = . 0 = .
 5 = .

EVINRUDE

Series: 1
 Blank: ESP #JEI
 Shoulder to center of 1st cut: .125
 Cut to cut: .095
 Drop: .020
 Depths:
 0 = . 6 = .
 1 = .250 7 = .
 2 = .230 8 = .
 3 = .210 9 = .
 4 = .190 0 = .
 5 = .170

EVINRUDE-JOHNSON

Series:
 Blank: Ilco #1098X
 Shoulder to center of 1st cut: .155
 Cut to cut: .095
 Drop: .032
 Depths:
 0 = . 6 = .
 1 = .249 7 = .
 2 = .217 8 = .
 3 = .185 9 = .
 4 = . 0 = .
 5 = .

FALCON (Weiser)

Series:
 Blank: Ilco #A1054WB, Taylor #F54A
 Shoulder to center of 1st cut: .237
 Cut to cut: .158
 Drop: .018
 Depths:
 0 = .315 6 = .207
 1 = .297 7 = .189
 2 = .279 8 = .171
 3 = .261 9 = .153
 4 = .243 0 = .
 5 = .225

FALCON

Series:
 Blank: Ilco #1114A
 Tip to center of 1st cut: .970
 Tip to center of 2nd cut: .820
 Cut to cut: .150
 Drop: .0125
 Depths:
 0 = .319 6 = .244
 1 = .306 7 = .231
 2 = .294 8 = .219
 3 = .281 9 = .206
 4 = .269 0 = .
 5 = .256

FLORENCE

Series: Letter Box 1-750
 Blank: Ilco #1225
 Throat Cut: .075 (Width), .170 (Depth)
 Center of 1st cut: .028 from tip
 Cut Width: .055
 Drop: .030
 Depths:
 0 = . 6 = .
 1 = .230 7 = .
 2 = .200 8 = .
 3 = .170 9 = .
 4 = .140 0 = .
 5 = .110

FORT

Series: 3000
 Blank: #KL54G (6 wafer), #KN54G (5 wafer)
 Shoulder to center of 1st cut: .130
 Cut to cut: .095
 Drop: .015
 Depths:
 0 = . 6 = .
 1 = .250 7 = .
 2 = .235 8 = .
 3 = .220 9 = .
 4 = .205 0 = .
 5 = .190

FORT

Series: 5000 (Double Bitted)
 Blank: #K757
 Shld. to center of 1st cut: .125 (T), .218 (B)
 Cut to cut: .187
 Drop: .030
 Depths:
 0 = . 6 = .
 1 = .295 7 = .
 2 = .265 8 = .
 3 = .235 9 = .
 4 = . 0 = .
 5 = .

FRAIM

Series: Padlocks #424 & 425
 Blank: Ilco #1098X
 Shoulder to center of 1st cut: .150
 Cut to cut: .093
 Drop: .015
 Depths:
 0 = . 6 = .
 1 = .250 7 = .
 2 = .235 8 = .
 3 = .220 9 = .
 4 = .205 0 = .
 5 = .190

GEM

Series: Tubular
 Blank: Ilco #1137
 Depths:
 0 = .016 6 = .110
 1 = .032 7 = .125
 2 = .047 8 = .
 3 = .063 9 = .
 4 = .078 0 = .
 5 = .094

GENERAL

Series:
 Blank:
 Shoulder to center of 1st cut: .181
 Cut to cut: .161
 Drop: .020
 Depths:
 0 = .315 6 = .195
 1 = .295 7 = .175
 2 = .275 8 = .155
 3 = .255 9 = .135
 4 = .235 0 = .
 5 = .215

GENERAL MOTORS

Series: 1935-1965
 Blank: Ilco #H1098LA
 Shoulder to center of 1st cut: .107
 Cut to cut: .093
 Drop: .025
 Depths:
 0 = . 6 = .
 1 = .250 7 = .
 2 = .225 8 = .
 3 = .200 9 = .
 4 = .175 0 = .
 5 = .

GENERAL MOTORS

Series: 1965 and up
 Blank: Ilco #H1098A
 Shoulder to center of 1st cut: .109
 Cut to cut: .092
 Drop: .025
 Depths:
 0 = . 6 = .
 1 = .248 7 = .
 2 = .223 8 = .
 3 = .198 9 = .
 4 = .173 0 = .
 5 = .148

GOAL

Series:
 Blank: DL #GL1, Taylor #184G
 Shoulder to center of 1st cut: .216
 Cut to cut: .165
 Drop: .023
 Depths:
 0 = . 6 = .215
 1 = .330 7 = .
 2 = .307 8 = .
 3 = .284 9 = .
 4 = .261 0 = .
 5 = .238

GUARD

Series:
 Blank: DL #GR1
 Shoulder to center of 1st cut: .150
 Cut to cut: .130
 Drop: Variable
 Depths:
 0 = .275 6 = .
 1 = .260 7 = .
 2 = .245 8 = .
 3 = .225 9 = .
 4 = .195 0 = .
 5 = .170

HARLOCK

Series:
 Blank: Ilco #X1014F
 Shoulder to center of 1st cut: .216
 Cut to cut: .155
 Drop: .018
 Depths:
 0 = . 6 = .232
 1 = .322 7 = .214
 2 = .304 8 = .196
 3 = .286 9 = .178
 4 = .268 0 = .
 5 = .250

HON

Series: File Cabinet
 Blank: Taylor #R22B, Ilco 1003M
 Shoulder to center of 1st cut: .195
 Cut to cut: .125
 Drop: .018
 Depths:
 0 = .280 6 = .172
 1 = .262 7 = .
 2 = .244 8 = .
 3 = .226 9 = .
 4 = .208 0 = .
 5 = .190

HUCK-PIN

Series:
 Blank:
 Shoulder to center of 1st cut: .250
 Cut to cut: .156
 Drop: .019
 Depths:
 0 = .311 6 = .197
 1 = .292 7 = .178
 2 = .273 8 = .
 3 = .254 9 = .
 4 = .235 0 = .
 5 = .216

HUDSON

Series: "HC"
 Blank: Ilco #01122
 Shoulder to center of 1st cut: .130
 Cut to cut: .093
 Drop: .020
 Depths:
 0 = .247 6 = .
 1 = .227 7 = .
 2 = .217 8 = .
 3 = .207 9 = .
 4 = .187 0 = .
 5 = .

HUDSON

Series: "H" Mail Box
 Blank: Taylor #R22B
 Shoulder to center of 1st cut: .190
 Cut to cut: .125
 Drop: .018
 Depths:
 0 = .280 6 = .172
 1 = .262 7 = .
 2 = .244 8 = .
 3 = .226 9 = .
 4 = .208 0 = .
 5 = .190

HUDSON

Series: Wafer
 Blank: Ilco #01122A & 01122AR
 Shoulder to center of 1st cut: .125
 Cut to cut: .100
 Drop: .022
 Depths:
 0 = . 6 = .
 1 = .249 7 = .
 2 = .227 8 = .
 3 = .205 9 = .
 4 = .184 0 = .
 5 = .162

HUDSON

Series: "K"
 Blank: Ilco #L1054B
 Shoulder to center of 1st cut: .125
 Cut to cut: .095
 Drop: .020
 Depths:
 0 = .250 6 = .
 1 = .230 7 = .
 2 = .210 8 = .
 3 = .190 9 = .
 4 = .170 0 = .
 5 = .

HUDSON

Series: "L" (Old)
 Blank: Taylor #R22B
 Shoulder to center of 1st cut: .190
 Cut to cut: .125
 Drop: .018
 Depths:
 0 = .282 6 = .174
 1 = .264 7 = .
 2 = .246 8 = .
 3 = .228 9 = .
 4 = .210 0 = .
 5 = .192

HUDSON

Series: "L" (New)
 Blank: Taylor #R22B
 Shoulder to center of 1st cut: .190
 Cut to cut: .125
 Drop: .018
 Depths:
 0 = .290 6 = .182
 1 = .272 7 = .
 2 = .254 8 = .
 3 = .236 9 = .
 4 = .218 0 = .
 5 = .200

HUDSON

Series: "BH"
 Blank: ESP #HL2
 Shoulder to center of 1st cut: .190
 Cut to cut: .125
 Drop: .018
 Depths:
 0 = .280 6 = .
 1 = .262 7 = .
 2 = .244 8 = .
 3 = .226 9 = .
 4 = .208 0 = .
 5 = .

HUDD

Series: 1-50
 Blank: Ilco #1125C
 Shoulder to center of 1st cut: .140
 Cut to cut: .125
 Drop: .020
 Depths:
 0 = .205 6 = .
 1 = .195 7 = .
 2 = .175 8 = .
 3 = .155 9 = .
 4 = .135 0 = .
 5 = .115

HUDD

Series: Padlock
 Blank: Ilco #1125
 Shoulder to center of 1st cut: .140
 Cut to cut: .125
 Drop: .030
 Depths:
 0 = . 6 = .
 1 = .230 7 = .150
 2 = . 8 = .
 3 = .210 9 = .
 4 = . 0 = .
 5 = .180

HURD

Series: #330A1 Padlock
 Blank: Ilco #1125
 Shoulder to center of 1st cut: .140
 Cut to cut: .125
 Drop: .0125
 Depths:
 0 = .230 6 = .155
 1 = .217 7 = .142
 2 = .205 8 = .130
 3 = .192 9 = .117
 4 = .180 0 = .
 5 = .167

HURD

Series:
 Blank: Ilco #1125D; Orig. #9000
 Shoulder to center of 1st cut: .140
 Cut to cut: .125
 Drop: .013
 Depths:
 0 = . 6 = .167
 1 = .233 7 = .154
 2 = .220 8 = .142
 3 = .207 9 = .129
 4 = .193 0 = .
 5 = .180

HURD

Series: Wafer
 Blank: Ilco #01122A, Orig. #9047
 Shoulder to center of 1st cut: .125
 Cut to cut: .095
 Drop: .020
 Depths:
 0 = . 6 = .
 1 = .250 7 = .
 2 = .230 8 = .
 3 = .210 9 = .
 4 = .190 0 = .
 5 = .170

HURD

Series: "T"
 Blank: Ilco #1125L, Orig. #9017
 Shoulder to center of 1st cut: .160
 Cut to cut: .165
 Drop: .020
 Depths:
 0 = . 6 = .130
 1 = .230 7 = .110
 2 = .210 8 = .
 3 = .190 9 = .
 4 = .170 0 = .
 5 = .150

HURD

Series: "Y"
 Blank: Ilco #1125D, Orig. #9000
 Shoulder to center of 1st cut: .145
 Cut to cut: .125
 Drop: .020
 Depths:
 0 = . 6 = .140
 1 = .240 7 = .
 2 = .220 8 = .
 3 = .200 9 = .
 4 = .180 0 = .
 5 = .160

HURD

Series: Ford 1935-51
 Blank: Ilco #1125H, Orig. #9026
 Shoulder to center of 1st cut: .170
 Cut to cut: .125
 Drop: .020
 Depths:
 0 = . 6 = .
 1 = .195 7 = .
 2 = .175 8 = .
 3 = .155 9 = .
 4 = .135 0 = .
 5 = .115

HURD

Series: Ford 1952-64
 Blank: Ilco #1127DP, Orig. #9524
 Shoulder to center of 1st cut: .200
 Cut to cut: .125
 Drop: .020
 Depths:
 0 = . 6 = .
 1 = .240 7 = .
 2 = .220 8 = .
 3 = .200 9 = .
 4 = .180 0 = .
 5 = .160

HURD

Series: Ford 1965 and up
 Blank: Ilco #1167FD—Cuts same on both sides
 Tip to center of last cut: .203
 Cut to cut: .150
 Drop: .020
 Depths:
 0 = . 6 = .
 1 = .340 7 = .
 2 = .320 8 = .
 3 = .300 9 = .
 4 = .280 0 = .
 5 = .260

HURD

Series: "LM" (Lincoln)
 Blank: Ilco #1125D, Orig. #9019
 Shoulder to center of 1st cut: .140
 Cut to cut: .125
 Drop: .015
 Depths:
 0 = .230 6 = .150
 1 = .215 7 = .135
 2 = .200 8 = .
 3 = .195 9 = .
 4 = .180 0 = .
 5 = .165

ILCO

Series: "FN"
 Blank: Ilco #1054FN
 Shoulder to center of 1st cut: .277
 Cut to cut: .156
 Drop: .018
 Depths:
 0 = .320 6 = .212
 1 = .302 7 = .
 2 = .284 8 = .
 3 = .266 9 = .
 4 = .248 0 = .
 5 = .230

ILCO

Series: "XR"
 Blank: Ilco #1154G
 Shoulder to center of 1st cut: .162
 Cut to cut: .140
 Drop: .018
 Depths:
 0 = . 6 = .180
 1 = .270 7 = .162
 2 = .252 8 = .
 3 = .234 9 = .
 4 = .216 0 = .
 5 = .198

ILCO

Series: #308 Padlock
 Blank: Ilco #K1054AX
 Shoulder to center of 1st cut: .165
 Cut to cut: .140
 Drop: .018
 Depths:
 0 = . 6 = .180
 1 = .270 7 = .162
 2 = .252 8 = .
 3 = .234 9 = .
 4 = .216 0 = .
 5 = .198

ILCO

Series: "AH" & "F"
 Blank: Ilco #X1054JK
 Shoulder to center of 1st cut: .162
 Cut to cut: .125
 Drop: .018
 Depths:
 0 = . 6 = .180
 1 = .270 7 = .162
 2 = .252 8 = .
 3 = .234 9 = .
 4 = .216 0 = .
 5 = .198

ILCO

Series: "DC"
 Blank: Ilco #X1000F
 Shoulder to center of 1st cut: .260
 Cut to cut: .140
 Drop: .018
 Depths:
 0 = .325 6 = .218
 1 = .308 7 = .200
 2 = .290 8 = .182
 3 = .272 9 = .164
 4 = .254 0 = .
 5 = .236

ILCO

Series: Challenger Padlock
 Blank: Ilco #1054F
 Shoulder to center of 1st cut: .255
 Cut to cut: .140
 Drop: .015
 Depths:
 0 = . 6 = .255
 1 = .330 7 = .240
 2 = .315 8 = .225
 3 = .300 9 = .210
 4 = .285 0 = .
 5 = .270

ILCO

Series: "F", Same as "AH"
 Blank:
 Shoulder to center of 1st cut: .
 Cut to cut: .
 Drop: .
 Depths:
 0 = . 6 = .
 1 = . 7 = .
 2 = . 8 = .
 3 = . 9 = .
 4 = . 0 = .
 5 = .

ILCO

Series: Wafer (Use Yale)
 Blank: Ilco #L1054B
 Shoulder to center of 1st cut: .127
 Cut to cut: .095
 Drop: .020
 Depths:
 0 = . 6 = .
 1 = .250 7 = .
 2 = .230 8 = .
 3 = .210 9 = .
 4 = .190 0 = .
 5 = .170

ILCO

Series: Large
 Blank: Ilco #X1054K
 Shoulder to center of 1st cut: .277
 Cut to cut: .156
 Drop: .018
 Depths:
 0 = .320 6 = .212
 1 = .302 7 = .194
 2 = .284 8 = .176
 3 = .266 9 = .158
 4 = .248 0 = .
 5 = .230

ILCO

Series: "S"
 Blank: Ilco #1054A
 Shoulder to center of 1st cut: .160
 Cut to cut: .125
 Drop: .015
 Depths:
 0 = . 6 = .200
 1 = .275 7 = .185
 2 = .260 8 = .
 3 = .245 9 = .
 4 = .230 0 = .
 5 = .215

ILCO

Series: Padlock #324
 Blank: Ilco #B1054B
 Shoulder to center of 1st cut: .115
 Cut to cut: .100
 Drop: .020
 Depths:
 0 = . 6 = .
 1 = .210 7 = .
 2 = .190 8 = .
 3 = .170 9 = .
 4 = .150 0 = .
 5 = .

ILLINOIS

Series: Wafer
 Blank: Ilco #1043B, Orig. #360
 Shoulder to center of 1st cut: .150
 Cut to cut: .093
 Drop: .020
 Depths:
 0 = . 6 = .
 1 = .250 7 = .
 2 = .230 8 = .
 3 = .210 9 = .
 4 = .190 0 = .
 5 = .

JUNKUNC

Series: (American Lock)
 Blank: Ilco #1046
 Shoulder to center of 1st cut: .156
 Cut to cut: .125
 Drop: .
 Depths:
 0 = . 6 = .205
 1 = .284 7 = .190
 2 = .268 8 = .174
 3 = .252 9 = .
 4 = .237 0 = .
 5 = .221

KEIL

Series: "STD"
 Blank: Ilco #1079B
 Shoulder to center of 1st cut: .240
 Cut to cut: .160
 Drop: .018
 Depths:
 0 = .320 6 = .212
 1 = .302 7 = .194
 2 = .284 8 = .176
 3 = .266 9 = .158
 4 = .248 0 = .
 5 = .230

KEIL

Series: "R" & "H"
 Blank: Ilco #1270C
 Throat Cut: .125 (Width), .190 (Depth)
 Center 1st cut: .103 from tip
 Cut Width: .050
 Depths:
 0 = . 6 = .
 1 = .283 7 = .
 2 = .249 8 = .
 3 = .217 9 = .
 4 = .191 0 = .
 5 = .160

KENNEDY

Series: Tool Box "K"

Blank:

Shoulder to center of 1st cut: .140

Cut to cut: .095

Drop: .015

Depths:

0 = .	6 = .
1 = .245	7 = .
2 = .230	8 = .
3 = .215	9 = .
4 = .200	0 = .
5 = .185	

KWIKSET

Series: Old

Blank: Ilco #1176

Shoulder to center of 1st cut: .247

Cut to cut: .150, Bottom of cuts: .080 wide

Drop: .031

Depths:

0 = .	6 = .
1 = .328	7 = .235
2 = .	8 = .
3 = .297	9 = .
4 = .	0 = .
5 = .266	

KWIKSET

Series: New

Blank: Ilco #1176

Shoulder to center of 1st cut: .247

Cut to cut: .150

Drop: .023

Depths:

0 = .	6 = .213
1 = .328	7 = .190
2 = .305	8 = .
3 = .282	9 = .
4 = .259	0 = .
5 = .236	

LUSTRE LINE

Series: Key-In-Knob

Blank: Ilco #1176

Shoulder to center of 1st cut: .170

Cut to cut: .190

Drop: .020

Depths:

0 = .	6 = .210
1 = .310	7 = .190
2 = .290	8 = .
3 = .270	9 = .
4 = .250	0 = .
5 = .230	

LORI

Series: 3000

Blank: Orig. #L100, Ilco #X1014F

Shoulder to center of 1st cut: .216

Cut to cut: .155

Drop: .036

Depths:

0 = .	6 = .
1 = .	7 = .212
2 = .	8 = .
3 = .284	9 = .
4 = .	0 = .
5 = .248	

LORI

Series: 3200

Blank: Orig. #L200

Shoulder to center of 1st cut: .217

Cut to cut: .155

Drop: .036

Depths:

0 = .	6 = .
1 = .	7 = .212
2 = .	8 = .
3 = .284	9 = .
4 = .	0 = .
5 = .248	

LORI

Series: 1700 Wafer

Blank: Orig. #L400, Eagle #0754

Shoulder to center of 1st cut: .152

Cut to cut: .093

Drop: .030

Depths:

0 = .	6 = .
1 = .241	7 = .
2 = .211	8 = .
3 = .181	9 = .
4 = .	0 = .
5 = .	

LORI

Series: "P" Wafer

Blank: Orig. #L410

Shoulder to center of 1st cut: .152

Cut to cut: .093

Drop: .030

Depths:

0 = .	6 = .
1 = .241	7 = .
2 = .211	8 = .
3 = .181	9 = .
4 = .	0 = .
5 = .	

LORI

Series: 4200

Blank: Orig. #L110 (.084 Thick)

Shoulder to center of 1st cut: .216

Cut to cut: .156

Drop: .018

Depths:

0 = .	6 = .228
1 = .318	7 = .210
2 = .300	8 = .192
3 = .282	9 = .174
4 = .264	0 = .
5 = .246	

LORI

Series: Segal Common Keyway

Blank: Orig. #L210

Shoulder to center of 1st cut: .248

Cut to cut: .156

Drop: .018

Depths:

0 = .	6 = .228
1 = .318	7 = .210
2 = .300	8 = .
3 = .282	9 = .
4 = .264	0 = .
5 = .246	

LORI

Series: Schlage "C" Keyway

Blank: Orig. #L130

Shoulder to center of 1st cut: .231

Cut to cut: .156

Drop: .018

Depths:

0 = .	6 = .228
1 = .318	7 = .210
2 = .300	8 = .192
3 = .282	9 = .174
4 = .264	0 = .
5 = .246	

LORI

Series: Yale "8" Keyway

Blank: Orig. #L120

Shoulder to center of 1st cut: .198

Cut to cut: .165

Drop: .018

Depths:

0 = .	6 = .228
1 = .318	7 = .210
2 = .300	8 = .192
3 = .282	9 = .174
4 = .264	0 = .
5 = .246	

LORI

Series: 1400 Mail Box (Pin-Tumbler)

Blank: Orig. #L150, Eagle #11941

Shoulder to center of 1st cut: .156

Cut to cut: .125

Drop: .0125

Depths:

0 = .	6 = .2075
1 = .270	7 = .195
2 = .2575	8 = .1825
3 = .245	9 = .170
4 = .2325	0 = .
5 = .220	

LOXEM

Series: 601-1100

Blank: Ilco #1098X, Taylor #98X, Star

#0BRL

Shoulder to center of 1st cut: .156

Cut to cut: .094

Drop: .015

Depths:

0 = .	6 = .
1 = .250	7 = .
2 = .235	8 = .
3 = .220	9 = .
4 = .205	0 = .
5 = .190	

LYON

Series: 7L

Blank: Ilco #1303

Throat Cut: .075 (Width), .225 (Depth)

Center 1st cut: .157 from tip

Cut Width: .055

Drop: .025

Depths:

0 = .	6 = .175
1 = .300	7 = .
2 = .275	8 = .
3 = .250	9 = .
4 = .225	0 = .
5 = .200	

Series:

Blank:

Shoulder to center of 1st cut: .

Cut to cut: .

Drop: .

Depths:

0 = .	6 = .
1 = .	7 = .
2 = .	8 = .
3 = .	9 = .
4 = .	0 = .
5 = .	

LOCKWOOD

Series: Large
 Blank: Ilco #1004
 Shoulder to center of 1st cut: .277
 Cut to cut: .156
 Drop: .018
 Depths:
 0 = .320 6 = .212
 1 = .302 7 = .194
 2 = .284 8 = .176
 3 = .266 9 = .158
 4 = .248 0 = .
 5 = .230

LOCKWOOD

Series: Small
 Blank: Ilco #1004M
 Shoulder to center of 1st cut: .185
 Cut to cut: .125
 Drop: .018
 Depths:
 0 = . 6 = .180
 1 = .270 7 = .162
 2 = .252 8 = .
 3 = .234 9 = .
 4 = .216 0 = .
 5 = .198

LOCKWOOD

Series: Sectional
 Blank: Ilco #A1015LTOY
 Shoulder to center of 1st cut: .277
 Cut to cut: .156
 Drop: .018
 Depths:
 0 = .338 6 = .230
 1 = .320 7 = .212
 2 = .302 8 = .194
 3 = .284 9 = .176
 4 = .266 0 = .
 5 = .248

MASTER

Series: #1K & 77K
 Blank: Ilco #1092, Orig. #1K
 Shoulder to center of 1st cut: .185
 Cut to cut: .125
 Drop: .015
 Depths:
 0 = .275 6 = .185
 1 = .260 7 = .170
 2 = .245 8 = .
 3 = .230 9 = .
 4 = .215 0 = .
 5 = .200

MASTER

Series: #7K
 Blank: Ilco #1092B, Orig. #7K
 Shoulder to center of 1st cut: .136
 Cut to cut: .125
 Drop: .015
 Depths:
 0 = .210 6 = .120
 1 = .195 7 = .
 2 = .180 8 = .
 3 = .165 9 = .
 4 = .150 0 = .
 5 = .135

MASTER

Series: #15, 17, 81
 Blank: Ilco #1092V & 1092VM
 Shoulder to center of 1st cut: .185
 Cut to cut: .125
 Drop: .015
 Depths:
 0 = .275 6 = .185
 1 = .260 7 = .170
 2 = .245 8 = .
 3 = .230 9 = .
 4 = .215 0 = .
 5 = .200

MASTER

Series: #19
 Blank:
 Shoulder to center of 1st cut: .213
 Cut to cut: .156
 Drop: .025
 Depths:
 0 = .370 6 = .220
 1 = .345 7 = .195
 2 = .320 8 = .
 3 = .295 9 = .
 4 = .270 0 = .
 5 = .245

MASTER

Series: #130, 140, (Small) 4 Pin
 Blank:
 Shoulder to center of 1st cut: .132
 Cut to cut: .120
 Drop: .030
 Depths:
 0 = .210 6 = .
 1 = .180 7 = .
 2 = .150 8 = .
 3 = .120 9 = .
 4 = .090 0 = .
 5 = .060

MASTER

Series: #150, 160 (Large)
 Blank:
 Shoulder to center of 1st cut: .150
 Cut to cut: .129
 Drop: .015
 Depths:
 0 = .270 6 = .180
 1 = .255 7 = .165
 2 = .240 8 = .150
 3 = .225 9 = .
 4 = .210 0 = .
 5 = .195

MEDECO

Series: 10-0-11
 Blank:
 Shoulder to center of 1st cut: .244
 Cut to cut: .170
 Drop: .030
 Depths:
 0 = . 6 = .111
 1 = .261 7 = .
 2 = .231 8 = .
 3 = .201 9 = .
 4 = .171 0 = .
 5 = .141

MEDECO

Series: 60-010 (4 Depths Only)
 Blank:
 Shoulder to center of 1st cut: .222
 Cut to cut: .170
 Drop: .030
 Depths:
 0 = . 6 = .111
 1 = . 7 = .
 2 = . 8 = .
 3 = .201 9 = .
 4 = .171 0 = .
 5 = .141

MIAMI-CAREY

Series: Letter Box "MH"
 Blank: ESP #HL1
 Shoulder to center of 1st cut: .200
 Cut to cut: .120
 Drop: .018
 Depths:
 0 = .280 6 = .172
 1 = .262 7 = .
 2 = .244 8 = .
 3 = .226 9 = .
 4 = .208 0 = .
 5 = .190

Series:
 Blank:
 Shoulder to center of 1st cut: .
 Cut to cut: .
 Drop: .
 Depths:
 0 = . 6 = .
 1 = . 7 = .
 2 = . 8 = .
 3 = . 9 = .
 4 = . 0 = .
 5 = .

McKINNEY

Series: Padlock
 Blank: Ilco #1098X
 Shoulder to center of 1st cut: .150
 Cut to cut: .093
 Drop: .015
 Depths:
 0 = . 6 = .
 1 = .250 7 = .
 2 = .235 8 = .
 3 = .220 9 = .
 4 = .205 0 = .
 5 = .190

NATIONAL

Series: EZ-Set
 Blank: Ilco #1177N
 Shoulder to center of 1st cut: .250
 Cut to cut: .156
 Drop: .020
 Depths:
 0 = .312 6 = .192
 1 = .292 7 = .
 2 = .272 8 = .
 3 = .252 9 = .
 4 = .232 0 = .
 5 = .212

NATIONAL

Series: Large Pin-Tumbler "Medalist"
 Blank: Ilco #R1064D
 Shoulder to center of 1st cut: .250
 Cut to cut: .156
 Drop: .0125
 Depths:
 0 = .304 6 = .229
 1 = .291 7 = .216
 2 = .279 8 = .204
 3 = .266 9 = .191
 4 = .254 0 = .
 5 = .241

NATIONAL

Series: Regular Pin-Tumbler
 Blank: Orig. #68-676-1 & 68-686-1
 Shoulder to center of 1st cut: .150
 Cut to cut: .140
 Drop: .0125
 Depths:
 0 = .270 6 = .195
 1 = .257 7 = .182
 2 = .245 8 = .170
 3 = .232 9 = .157
 4 = .220 0 = .
 5 = .207

NATIONAL

Series: Wafer
 Blank: Ilco #1069, Orig. #68-687-1
 Shoulder to center of 1st cut: .156
 Cut to cut: .093
 Drop: .025
 Depths:
 0 = . 6 = .
 1 = .250 7 = .
 2 = .225 8 = .
 3 = .200 9 = .
 4 = .175 0 = .
 5 = .

NATIONAL

Series: C101-575 File Cabinet
 Blank: Ilco #1064AL
 Shoulder to center of 1st cut: .546
 Cut to cut: .125 or .140
 Drop: .0125
 Depths:
 0 = .270 6 = .195
 1 = .257 7 = .182
 2 = .245 8 = .170
 3 = .232 9 = .
 4 = .220 0 = .
 5 = .207

NATIONAL

Series: Cash Register—N20 & N20H
 Blank: Ilco #X1000FR
 Shoulder to center of 1st cut: .165
 Cut to cut: .125
 Drop: Variable
 Depths:
 0 = .277 6 = .196
 1 = .265 7 = .133
 2 = .252 8 = .169
 3 = .238 9 = .157
 4 = .225 0 = .
 5 = .212

NATIONAL

Series: Cash Register
 Blank: Ilco #X1000FR
 Shoulder to center of 1st cut: .297
 Cut to cut: .125
 Drop: .0125
 Depths:
 0 = . 6 = .190
 1 = .265 7 = .177
 2 = .252 8 = .165
 3 = .240 9 = .152
 4 = .227 0 = .
 5 = .202

NATIONAL

Series: Cash Register (Wafer)
 Blank: Ilco #L1054B
 Shoulder to center of 1st cut: .155
 Cut to cut: .093
 Drop: .015
 Depths:
 0 = . 6 = .
 1 = .240 7 = .
 2 = .225 8 = .
 3 = .210 9 = .
 4 = .195 0 = .
 5 = .180

NATIONAL

Series: Letter Box
 Blank: AM Device, Auth, Bommer, Couch, Florence
 Shoulder to center of 1st cut: .150
 Cut to cut: .145
 Drop: .0125
 Depths:
 0 = .268 6 = .193
 1 = .255 7 = .180
 2 = .243 8 = .168
 3 = .230 9 = .155
 4 = .218 0 = .
 5 = .205

NATIONAL

Series: Lockers
 Blank: Ilco #1332
 Throat Cut: .075 (Width), .225 (Depth)
 Center 1st cut: .157 from tip
 Cut Width: .055
 Drop: .025
 Depths:
 0 = . 6 = .175
 1 = .300 7 = .
 2 = .275 8 = .
 3 = .250 9 = .
 4 = .225 0 = .
 5 = .200

NATIONAL

Series: "N9M"
 Blank: Ilco #1332
 Throat Cut: .075 (Width), .225 (Depth)
 Center 1st cut: .098 from tip
 Cut Width: .050
 Drop: .025
 Depths:
 0 = . 6 = .175
 1 = .300 7 = .
 2 = .275 8 = .
 3 = .250 9 = .
 4 = .225 0 = .
 5 = .200

NORWALK

Series: Pin-Tumbler
 Blank: Ilco #1017B
 Shoulder to center of 1st cut: .260
 Cut to cut: .156
 Drop: .020
 Depths:
 0 = .310 6 = .190
 1 = .290 7 = .
 2 = .270 8 = .
 3 = .250 9 = .
 4 = .230 0 = .
 5 = .210

PENN

Series: Standard
 Blank: Ilco #1016N
 Shoulder to center of 1st cut: .190
 Cut to cut: .155
 Drop: .025
 Depths:
 0 = . 6 = .240
 1 = .365 7 = .215
 2 = .340 8 = .190
 3 = .315 9 = .
 4 = .290 0 = .
 5 = .265

PENN

Series: Large
 Blank: Ilco #1016N
 Shoulder to center of 1st cut: .185
 Cut to cut: .156
 Drop: .025
 Depths:
 0 = . 6 = .235
 1 = .360 7 = .210
 2 = .335 8 = .
 3 = .310 9 = .
 4 = .285 0 = .
 5 = .260

RAMBLER

Series: 1970 & Up
 Blank: Ilco #1970AM
 Shoulder to center of 1st cut: .150
 Cut to cut: .093
 Drop: .025
 Depths:
 0 = . 6 = .
 1 = .250 7 = .
 2 = .225 8 = .
 3 = .200 9 = .
 4 = .175 0 = .
 5 = .150

READING

Series: Standard
 Blank: Ilco #1019 & 1019D
 Shoulder to center of 1st cut: .200
 Cut to cut: .155
 Drop: .015
 Depths:
 0 = .345 6 = .255
 1 = .330 7 = .240
 2 = .315 8 = .225
 3 = .300 9 = .210
 4 = .285 0 = .
 5 = .270

REESE

Series: Padlock
 Blank: Ilco #1140G
 Shoulder to center of 1st cut: .250
 Cut to cut: .125
 Drop: .015
 Depths:
 0 = . 6 = .181
 1 = .256 7 = .166
 2 = .241 8 = .151
 3 = .226 9 = .
 4 = .211 0 = .
 5 = .196

REESE

Series: Padlock #250, 490
 Blank: Ilco #1098DB
 Shoulder to center of 1st cut: .150
 Cut to cut: .093
 Drop: .015
 Depths:
 0 = . 6 = .
 1 = .250 7 = .
 2 = .235 8 = .
 3 = .220 9 = .
 4 = .205 0 = .
 5 = .190

RIFKIN

Series: Bank Bags
 Blank: Yale 10½
 Shoulder to center of 1st cut: .146
 Cut to cut: .140
 Drop: .018
 Depths:
 0 = . 6 = .160
 1 = .250 7 = .142
 2 = .232 8 = .
 3 = .214 9 = .
 4 = .196 0 = .
 5 = .178

RUSSWIN

Series: 70 (See Corbin 70)
 Blank:
 Shoulder to center of 1st cut: .
 Cut to cut: .
 Drop: .
 Depths:
 0 = . 6 = .
 1 = . 7 = .
 2 = . 8 = .
 3 = . 9 = .
 4 = . 0 = .
 5 = .

RUSSWIN

Series: 752 (Old)
 Blank: Ilco #1012A
 Shoulder to center of 1st cut: .375
 Cut to cut: .156
 Drop: .020
 Depths:
 0 = .315 6 = .195
 1 = .295 7 = .
 2 = .275 8 = .
 3 = .255 9 = .
 4 = .235 0 = .
 5 = .215

RUSSWIN

Series: Small
 Blank: Ilco #X1000KR
 Shoulder to center of 1st cut: .146
 Cut to cut: .125
 Drop: .014
 Depths:
 0 = .250 6 = .166
 1 = .236 7 = .152
 2 = .222 8 = .138
 3 = .208 9 = .124
 4 = .194 0 = .
 5 = .180

RUSSWIN

Series: Large
 Blank: Ilco #1011
 Shoulder to center of 1st cut: .250
 Cut to cut: .156
 Drop: .020
 Depths:
 0 = .315 6 = .195
 1 = .295 7 = .
 2 = .275 8 = .
 3 = .255 9 = .
 4 = .235 0 = .
 5 = .215

RUSSWIN

Series: "R"
 Blank: Ilco #1011P
 Shoulder to center of 1st cut: .250
 Cut to cut: .156
 Drop: .
 Depths:
 0 = .330 6 = .240
 1 = .315 7 = .225
 2 = .300 8 = .210
 3 = .285 9 = .
 4 = .270 0 = .
 5 = .255

RUSSWIN

Series: Sectional
 Blank: Ilco #1011D1, etc.
 Shoulder to center of 1st cut: .250
 Cut to cut: .156
 Drop: .015
 Depths:
 0 = .343 6 = .253
 1 = .328 7 = .238
 2 = .313 8 = .223
 3 = .298 9 = .208
 4 = .283 0 = .
 5 = .268

SARGENT

Series: "MK" Sectional
 Blank: Ilco #1007 KMA
 Shoulder to center of 1st cut: .216
 Cut to cut: .156
 Drop: .020
 Depths:
 0 = . 6 = .228
 1 = .328 7 = .208
 2 = .308 8 = .188
 3 = .288 9 = .168
 4 = .268 0 = .148
 5 = .248

SARGENT

Series: "S" & "U"
 Blank: Ilco #L1010N
 Shoulder to center of 1st cut: .216
 Cut to cut: .156
 Drop: .
 Depths:
 0 = . 6 = .265
 1 = .328 7 = .253
 2 = .315 8 = .240
 3 = .303 9 = .228
 4 = .290 0 = .215
 5 = .278

SARGENT

Series: 8M (Small)
 Blank: Ilco #1010B
 Shoulder to center of 1st cut: .141
 Cut to cut: .125
 Drop: .
 Depths:
 0 = . 6 = .223
 1 = .286 7 = .211
 2 = .273 8 = .198
 3 = .261 9 = .186
 4 = .248 0 = .173
 5 = .236

SARGENT & GREENLEAF

Series: File Cabinet
 Blank: Ilco #997E
 Shoulder to center of 1st cut: .146
 Cut to cut: .140
 Drop: .018
 Depths:
 0 = . 6 = .160
 1 = .250 7 = .142
 2 = .232 8 = .
 3 = .214 9 = .
 4 = .196 0 = .
 5 = .178

SCHLAGE

Series: Pin-Tumbler
 Blank: Ilco #A1145
 Shoulder to center of 1st cut: .231
 Cut to cut: .156
 Drop: .015
 Depths:
 0 = .335 6 = .245
 1 = .320 7 = .230
 2 = .305 8 = .215
 3 = .290 9 = .200
 4 = .275 0 = .
 5 = .260

SECURITY

Series: Wafer—See Yale Wafer Regular
 Blank:
 Shoulder to center of 1st cut: .
 Cut to cut: .
 Drop: .
 Depths:
 0 = . 6 = .
 1 = . 7 = .
 2 = . 8 = .
 3 = . 9 = .
 4 = . 0 = .
 5 = .

SECURITY

Series:
 Blank:
 Shoulder to center of 1st cut: .243
 Cut to cut: .155
 Drop: .015
 Depths:
 0 = .320 6 = .230
 1 = .305 7 = .
 2 = .290 8 = .
 3 = .275 9 = .
 4 = .260 0 = .
 5 = .245

SEGAL

Series: Old
 Blank: Ilco #01022AR
 Shoulder to center of 1st cut: .245
 Cut to cut: .156
 Drop: .020
 Depths:
 0 = .315 6 = .195
 1 = .295 7 = .175
 2 = .275 8 = .
 3 = .255 9 = .
 4 = .235 0 = .
 5 = .215

SEGAL

Series: 1955 & up Arrow
 Blank: Ilco #1022
 Shoulder to center of 1st cut: .260
 Cut to cut: .155
 Drop: .020
 Depths:
 0 = .306 6 = .186
 1 = .286 7 = .
 2 = .266 8 = .
 3 = .246 9 = .
 4 = .226 0 = .
 5 = .206

SKILLMAN

Series: Key-in-Knob
 Blank: Ilco #R1001EN
 Shoulder to center of 1st cut: .197
 Cut to cut: .156
 Drop: .014
 Depths:
 0 = . 6 = .258
 1 = .328 7 = .244
 2 = .314 8 = .230
 3 = .300 9 = .216
 4 = .286 0 = .202
 5 = .272

SLAYMAKER

Series: Pin-Tumbler
 Blank: Ilco #1074B
 Shoulder to center of 1st cut: .220
 Cut to cut: .155
 Drop: .025
 Depths:
 0 = . 6 = .195
 1 = .320 7 = .
 2 = .295 8 = .
 3 = .270 9 = .
 4 = .245 0 = .
 5 = .220

SLAYMAKER

Series: Wafer (Phone Lock)
 Blank: Ilco #1155B
 Shoulder to center of 1st cut: .165
 Cut to cut: .085
 Drop: .015
 Depths:
 0 = .200 6 = .
 1 = .185 7 = .
 2 = .170 8 = .
 3 = .155 9 = .
 4 = .140 0 = .
 5 = .

SLAYMAKER

Series: Padlock Wafer #701
 Blank: Ilco #1120D
 Shoulder to center of 1st cut: .160
 Cut to cut: .093
 Drop: .030
 Depths:
 0 = . 6 = .
 1 = . 7 = .
 2 = .282 8 = .
 3 = .252 9 = .
 4 = .222 0 = .
 5 = .

SLAYMAKER

Series: #66 Padlock
 Blank: K266
 Shoulder to center of 1st cut: .167
 Cut to cut: .150
 Drop: .025
 Depths:
 0 = . 6 = .
 1 = .295 7 = .
 2 = .260 8 = .
 3 = .235 9 = .
 4 = .210 0 = .
 5 = .185

TAYLOR

Series: Wafer File Cabinet
 Blank: #111B
 Shoulder to center of 1st cut: .098
 Cut to cut: .095
 Drop: .020
 Depths:
 0 = . 6 = .
 1 = .210 7 = .
 2 = .190 8 = .
 3 = .170 9 = .
 4 = .150 0 = .
 5 = .
 1st space not used on #340 File Lock

TAYLOR

Series: Large
 Blank: Ilco #1141GE
 Shoulder to center of 1st cut: .235
 Cut to cut: .155
 Drop: .020
 Depths:
 0 = . 6 = .222
 1 = .322 7 = .202
 2 = .302 8 = .
 3 = .282 9 = .
 4 = .262 0 = .
 5 = .242

TAYLOR

Series:
 Blank: Ilco #1141K
 Shoulder to center of 1st cut: .142
 Cut to cut: .140
 Drop: .020
 Depths:
 0 = . 6 = .
 1 = .255 7 = .
 2 = .235 8 = .
 3 = .215 9 = .
 4 = .195 0 = .
 5 = .

TAYLOR

Series: Small
 Blank: Ilco #1141F
 Shoulder to center of 1st cut: .142
 Cut to cut: .140
 Drop: .020
 Depths:
 0 = . 6 = .155
 1 = .255 7 = .135
 2 = .235 8 = .
 3 = .215 9 = .
 4 = .195 0 = .
 5 = .175

TELE-LOCK

Series: Telephone Locks
 Blank: Ilco #1155B
 Shoulder to center of 1st cut: .125
 Cut to cut: .125
 Drop: .015
 Depths:
 0 = . 6 = .
 1 = .185 7 = .
 2 = .170 8 = .
 3 = .155 9 = .
 4 = .140 0 = .
 5 = .

VIRO

Series: 015
 Blank: DL #L191A
 Shoulder to center of 1st cut: .157
 Cut to cut: .156
 Drop: .016
 Depths:
 0 = . 6 = .226
 1 = .306 7 = .210
 2 = .290 8 = .
 3 = .274 9 = .
 4 = .258 0 = .
 5 = .242

VIRO

Series: 011 & 013
 Blank: DL #191
 Shoulder to center of 1st cut: .157
 Cut to cut: .156
 Drop: .016
 Depths:
 0 = .268 6 = .172
 1 = .252 7 = .
 2 = .236 8 = .
 3 = .220 9 = .
 4 = .204 0 = .
 5 = .188

VIRO

Series: Small
 Blank: Yale 10½, etc.
 Shoulder to center of 1st cut: .157
 Cut to cut: .130
 Drop: .020
 Depths:
 0 = .265 6 = .
 1 = .245 7 = .
 2 = .225 8 = .
 3 = .205 9 = .
 4 = .185 0 = .
 5 = .

WALSCO

Series: #F360 Padlock
 Blank: VK015
 Shoulder to center of 1st cut: .168
 Cut to cut: .155
 Drop: .015
 Depths:
 0 = .330 6 = .240 Top pins
 1 = .315 7 = .225 are .476 long
 2 = .300 8 = .210 & Spool Tumblers
 3 = .285 9 = .195
 4 = .270 0 = .
 5 = .255

WEISER

Series: Old
 Blank: Ilco #A1054WB
 Shoulder to center of 1st cut: .237
 Cut to cut: .156
 Drop: .018
 Depths:
 0 = .320 6 = .212
 1 = .302 7 = .194
 2 = .284 8 = .176
 3 = .266 9 = .158
 4 = .248 0 = .
 5 = .230

WEISER

Series: New
 Blank: Ilco #1054WD
 Shoulder to center of 1st cut: .237
 Cut to cut: .156
 Drop: .018
 Depths:
 0 = .315 6 = .207
 1 = .297 7 = .189
 2 = .279 8 = .171
 3 = .261 9 = .153
 4 = .243 0 = .
 5 = .225

WELCH

Series: Standard
 Blank: Ilco #1123
 Shoulder to center of 1st cut: .164
 Cut to cut: .175
 Drop: .015
 Depths:
 0 = .330 6 = .240
 1 = .315 7 = .225
 2 = .300 8 = .210
 3 = .285 9 = .195
 4 = .270 0 = .
 5 = .255

WESLOCK

Series: All
 Blank: Ilco #1175
 Shoulder to center of 1st cut: .220
 Cut to cut: .156
 Drop: .015
 Depths:
 0 = .325 6 = .235
 1 = .310 7 = .220
 2 = .295 8 = .
 3 = .280 9 = .
 4 = .265 0 = .
 5 = .250

WESLOCK

Series: New Vanguard
 Blank:
 Shoulder to center of 1st cut: .220
 Cut to cut: .156
 Drop: .0155
 Depths:
 0 = .328 6 = .219
 1 = .312 7 = .204
 2 = .296 8 = .187
 3 = .265 9 = .
 4 = .250 0 = .
 5 = .234

WILSON-BOHANNAN

Series: Padlock #40
 Blank: Ilco #1071C
 Shoulder to center of 1st cut: .160
 Cut to cut: .135
 Drop: .015
 Depths:
 0 = . 6 = .165
 1 = .240 7 = .150
 2 = .225 8 = .
 3 = .210 9 = .
 4 = .195 0 = .
 5 = .180

WILSON-BOHANNAN

Series: Padlocks #220, 620, 660
 Blank: Ilco #1071B
 Shoulder to center of 1st cut: .160
 Cut to cut: .135
 Drop: .015
 Depths:
 0 = . 6 = .235
 1 = .310 7 = .220
 2 = .295 8 = .205
 3 = .280 9 = .
 4 = .265 0 = .
 5 = .250

WILSON-BOHANNAN

Series: Padlock #659 (Small)
 Blank: #19
 Shoulder to center of 1st cut: .125
 Cut to cut: .140
 Drop: .015
 Depths:
 0 = . 6 = .130
 1 = .205 7 = .115
 2 = .190 8 = .
 3 = .175 9 = .
 4 = .160 0 = .
 5 = .145

WILSON-BOHANNAN

Series: Padlocks #621, 622, 6600, 6210
 Blank: Ilco #1071
 Shoulder to center of 1st cut: .200
 Cut to cut: .160
 Drop: .015
 Depths:
 0 = . 6 = .240
 1 = .315 7 = .225
 2 = .300 8 = .210
 3 = .285 9 = .
 4 = .270 0 = .
 5 = .255

XL

Series: "K"
 Blank: #XL7
 Shoulder to center of 1st cut: .191
 Cut to cut: .122
 Drop: .020
 Depths:
 0 = . 6 = .
 1 = .240 7 = .180
 2 = . 8 = .
 3 = .220 9 = .
 4 = . 0 = .
 5 = .200

XL

Series: 1-500 Letter Box
 Blank: #XL7
 Shoulder to center of 1st cut: .185
 Cut to cut: .130
 Drop: .030
 Depths:
 0 = . 6 = .
 1 = .240 7 = .165
 2 = . 8 = .
 3 = .210 9 = .
 4 = . 0 = .
 5 = .180

YALE

Series: #8 Large
 Blank: Ilco #999
 Shoulder to center of 1st cut: .200
 Cut to cut: .165
 Drop: .019
 Depths:
 0 = . 6 = .225
 1 = .320 7 = .206
 2 = .301 8 = .187
 3 = .282 9 = .168
 4 = .263 0 = .149
 5 = .244

YALE

Series: "GF"
 Blank: Orig. #9279, Ilco #01122AR
 Shoulder to center of 1st cut: .140
 Cut to cut: .094
 Drop: .020
 Depths:
 0 = .250 6 = .
 1 = .230 7 = .
 2 = .210 8 = .
 3 = .190 9 = .
 4 = .170 0 = .
 5 = .

YALE

Series: "IN" & "AL" Kaufman Gate Locks
 Blank: Ilco #1122, etc.
 Shoulder to center of 1st cut: .175
 Cut to cut: .135
 Drop: .018
 Depths:
 0 = . 6 = .170
 1 = .260 7 = .152
 2 = .242 8 = .
 3 = .224 9 = .
 4 = .206 0 = .
 5 = .188

YALE

Series: #10
 Blank: Ilco #997E
 Shoulder to center of 1st cut: .146
 Cut to cut: .140
 Drop: .018
 Depths:
 0 = . 6 = .160
 1 = .250 7 = .142
 2 = .232 8 = .
 3 = .214 9 = .
 4 = .196 0 = .
 5 = .178

YALE

Series: Wafer (Regular)
 Blank: Ilco #01122A
 Shoulder to center of 1st cut: .125
 Cut to cut: .095
 Drop: .020
 Depths:
 0 = . 6 = .
 1 = .250 7 = .
 2 = .230 9 = .
 3 = .210 9 = .
 4 = .190 0 = .
 5 = .170

YALE

Series: "BY" Wafer
 Blank: Ilco #H1122W
 Shoulder to center of 1st cut: .485
 Cut to cut: .095
 Drop: .020
 Depths:
 0 = . 6 = . 9-Wafer Blank
 1 = .250 7 = . 1st 4 spaces
 2 = .230 8 = . are #1
 3 = .210 9 = . or no cut.
 4 = .190 0 = .
 5 = .170

YALE

Series: Sectional (MK)
 Blank: Ilco #999GA, etc.
 Shoulder to center of 1st cut: .200
 Cut to cut: .165
 Drop: .019
 Depths:
 0 = .320 6 = .206
 1 = .301 7 = .187
 2 = .282 8 = .168
 3 = .263 9 = .149
 4 = .244 0 = .
 5 = .225

YALE

Series: Baby Padlock (Wafer)
Blank: Ilco #1132, orig. #24½
Shoulder to center of 1st cut: .129
Cut to cut: .093
Drop: .020
Depths:
0 = . 6 = .
1 = .205 7 = .
2 = .185 8 = .
3 = .165 9 = .
4 = .145 0 = .
5 = .125

YALE

Series: 8100 Padlock (Wafer)
Blank: Ilco #1132
Shoulder to center of 1st cut: .129
Cut to cut: .093
Drop: .020
Depths:
0 = . 6 = .
1 = .205 7 = .
2 = .185 8 = .
3 = .165 9 = .
4 = .145 0 = .
5 = .

YALE

Series: Large Sectional (Special Pins)
Blank:
Shoulder to center of 1st cut: .200

Cut to cut: .165
Drop: .025
Depths:
0 = .320 6 = .170
1 = .295 7 = .145
2 = .270 8 = .
3 = .245 9 = .
4 = .220 0 = .
5 = .195

YALE

Series: 9M-N9M
Blank: Ilco #1332
Throat Cut: .100 (Width) .225 (Depth)
Center of 1st cut: .145 from tip
Cut Width: .050
Drop: .025
Depths:
0 = .300 6 = .
1 = .275 7 = .
2 = .250 8 = .
3 = .225 9 = .
4 = .200 0 = .
5 = .175

YALE

Series: (Mastered) "IED" & "IEH"
Blank: Ilco #1332
Master lever bypass: .065 (Width) .175 (Depth)
Center 1st cut: .093 from tip
Cut width: .050
Drop: .025
Depths:
0 = .300 6 = .
1 = .275 7 = .
2 = .250 8 = .
3 = .225 9 = .
4 = .200 0 = .
5 = .175

YALE

Series: 15WA, 15WB, DSL
Blank: Ilco #1332
Throat Cut: .080 (Width) .225 (Depth)
Center 1st cut: .093 from tip
Cut width: .050
Drop: .
Depths:
0 = .300 6 = .
1 = .275 7 = .
2 = .250 8 = .
3 = .225 9 = .
4 = .200 0 = .
5 = .175

YALE

Series: IEH
Blank: Ilco #1332
Throat Cut: .100 (Width) .225 (Depth)
Center 1st cut: .093 from tip
Cut width: .050
Drop: .025
Depths:
0 = .300 6 = .
1 = .275 7 = .
2 = .250 8 = .
3 = .225 9 = .
4 = .200 0 = .
5 = .175


Series:
Blank:
Shoulder to center of 1st cut: .
Cut to cut: .
Drop: .
Depths:
0 = . 6 = .
1 = . 7 = .
2 = . 8 = .
3 = . 9 = .
4 = . 0 = .
5 = .

The One and Only

from DOMINION LOCK



All new "COMPANION"
a locksmith's best friend



143M
"COMPANION"

The only complete **DUAL** voltage machine that goes where you go

D.L.'s new 143M Key Duplicating Machine can be used in your van or on the job, with no extra converter or generator to buy.

- Machine operates on 110 A.C. or 12 Volts D.C.
- All electrical connections supplied
- Comes with sturdy metal carry-all case
- Standard **DL** 4 way jaws
- Lightweight, only 25 lbs.



DOMINION LOCK-U.S.A., INC.
Air Industrial Park
Plattsburgh, NY 12901