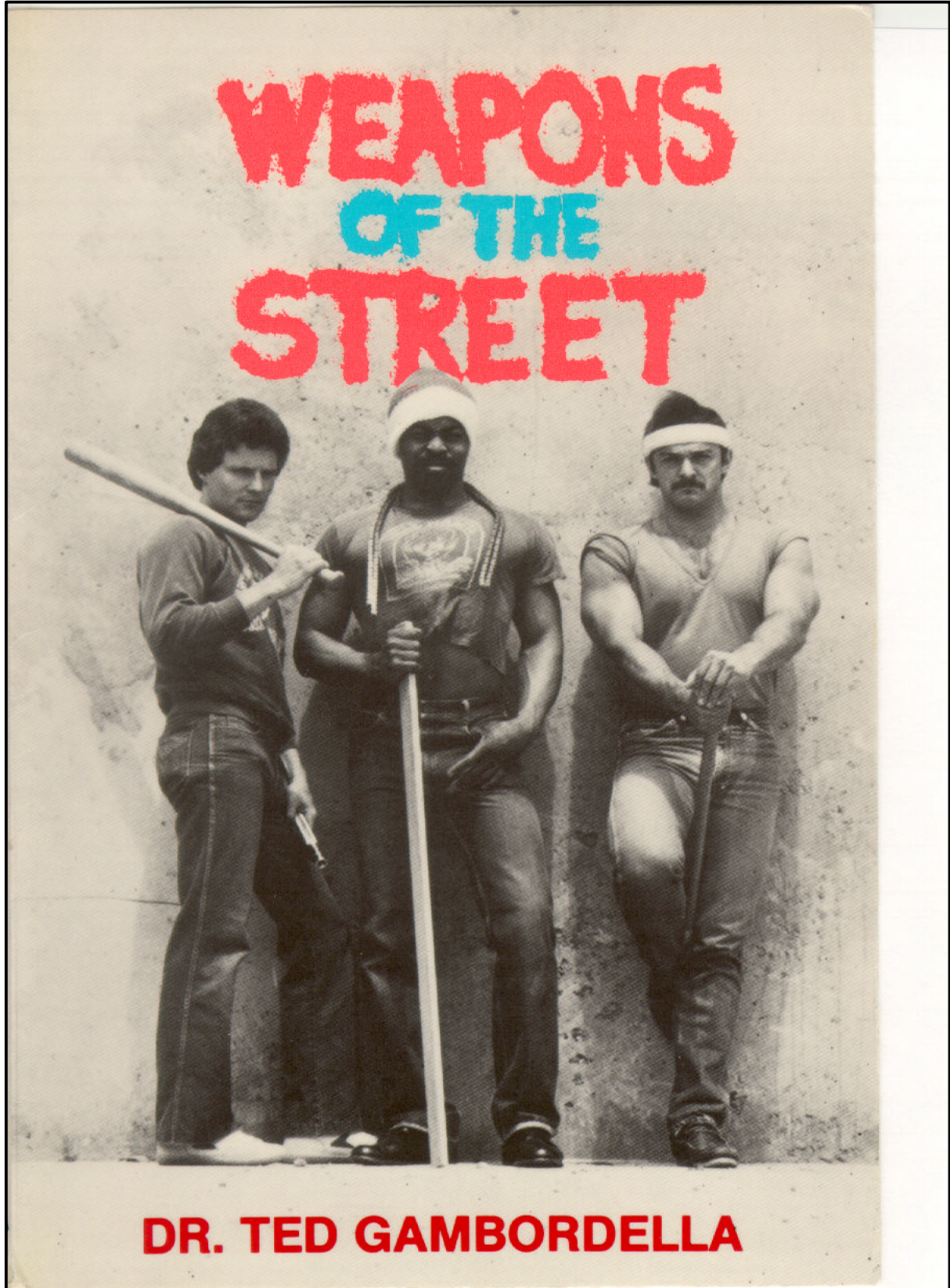




**MARTIAL ARTS  
WEAPONS ASSOCIATION**

**WEAPONS OF THE STREET**



Copyright 2001 Dr. Ted Gambordella  
<http://www.martialartsweapons.net>



**MARTIAL ARTS  
WEAPONS ASSOCIATION**

## **WEAPONS OF THE STREET**

### **INTRODUCTION**

**This book has been written as a training and information manual for people and students who may find that they have to defend themselves in the street from attack by those who may have such weapons as knives, bats, clubs, broken bottles, chains, or all of the above.**

**It is intended to be a training manual not in how to use the weapons of the street, but rather in how to defend your- self against unwarranted and unnecessary attack. There are a few instructions in offensive techniques, but they are meant to be used to control the attacker till the police come or till help can arrive.**

**I do not condone nor intend that this book be a manual for those who would use weapons in the street to harm their fellow man for any reason.**

**Dr. Ted Gambordella**



**MARTIAL ARTS  
WEAPONS ASSOCIATION**

## **WEAPONS OF THE STREET**

### **I. CLUB DEFENSES**

Defenses against a club, a stick or a bat are essentially the same. The only difference is the size or weight of the attacking weapon. A bat may weigh a few pounds, a stick a pound and a club up to five pounds. But all are uniform in that they are under four feet long, and usually swung with one hand at the intended victim.

Therefore our defenses will be the same, in that we will be attempting to block the arm doing the swinging, and avoid getting hit with the club or bat. If you attack the joints and the arm, you can prevent the club from gaining power and thus stop most attacks before they can do damage.








**MARTIAL ARTS  
WEAPONS ASSOCIATION**

## **WEAPONS OF THE STREET**

**Defense 1:** You find yourself attacked with an overhand strike by a punk with a club. You stop the attack by stepping in with a high forearm block to the arm of the attacker.







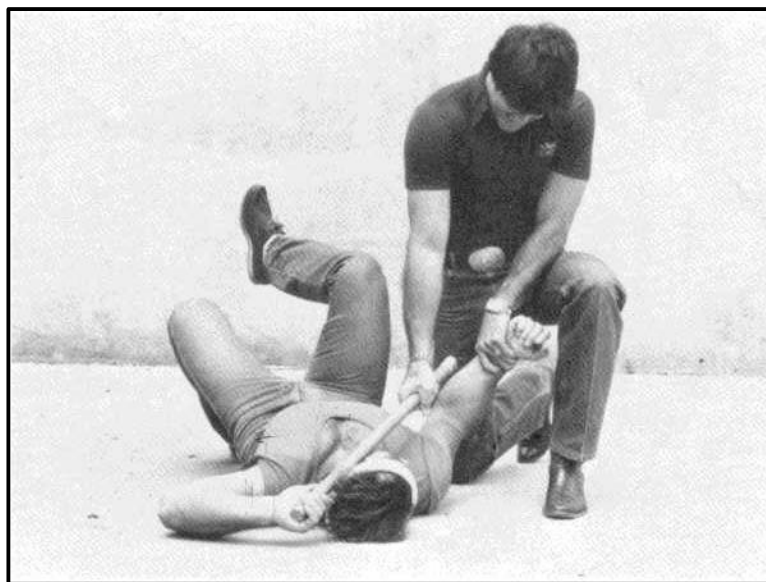
**MARTIAL ARTS  
WEAPONS ASSOCIATION**

## **WEAPONS OF THE STREET**

**Now reach under and lock your arm into your left and grasp his right wrist. This will enable you to throw the ground.**



**There you can finish him with a strong attack to the throat.**






**MARTIAL ARTS  
WEAPONS ASSOCIATION**

## **WEAPONS OF THE STREET**

**Defense 2:** You are about to be attacked by a club. Stand ready and as soon as the attacker starts to move to you stop the swinging arm with a side grasping block using your left arm.




Copyright 2001 Dr. Ted Gambordella  
<http://www.martialartsweapons.net>




## **MARTIAL ARTS WEAPONS ASSOCIATION**

### **WEAPONS OF THE STREET**

**Now continue your motion around his body grasping his hips, and pick him up for a hip throw.**



**Throw him to the ground, keeping control of his hand, and stomp your heel into his groin to finish h**









**MARTIAL ARTS  
WEAPONS ASSOCIATION**

## **WEAPONS OF THE STREET**

**Defense 3:** You find yourself being choked from behind with a straight bar choke using a club. Quickly tighten the muscles of your neck, and reach up and grab the club and pull down very hard to relieve the choking.





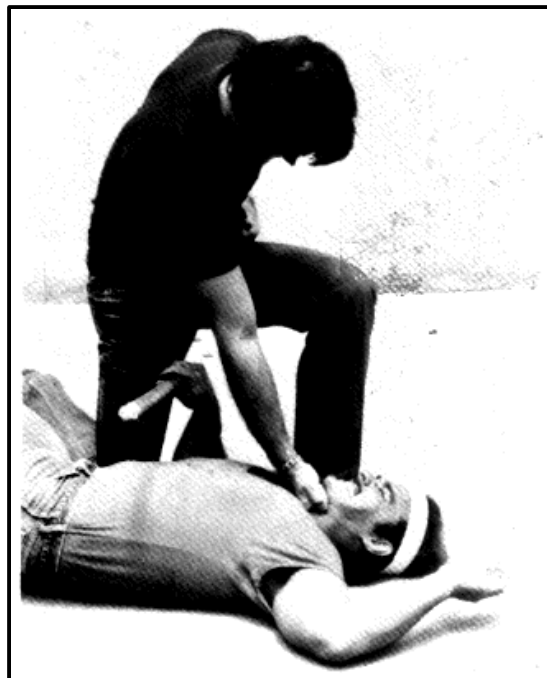

**MARTIAL ARTS  
WEAPONS ASSOCIATION**

## **WEAPONS OF THE STREET**

**While the attacker's concentration is on your pulling down, change your motion and strike back with a hard elbow strike into his stomach, then immediately up with a fore knuckle strike to his teeth.**



**Now you can turn your body and grab his head and smash it with your knee, knocking him to the ground and finishing him with a hard strike to the throat.**






## MARTIAL ARTS WEAPONS ASSOCIATION

### WEAPONS OF THE STREET

**Offensive 1:** For use if you should find that you must use a club to defend yourself, preferably after you have taken it from the attacker, or if more than one man is attacking you.

Strike his attacking arm with a hard swing of the club right into the elbow area. Now twirl the club around and under his arm, which will lock it up and allow you to lock it behind his back. Hold his wrist hard-to keep the arm lock.




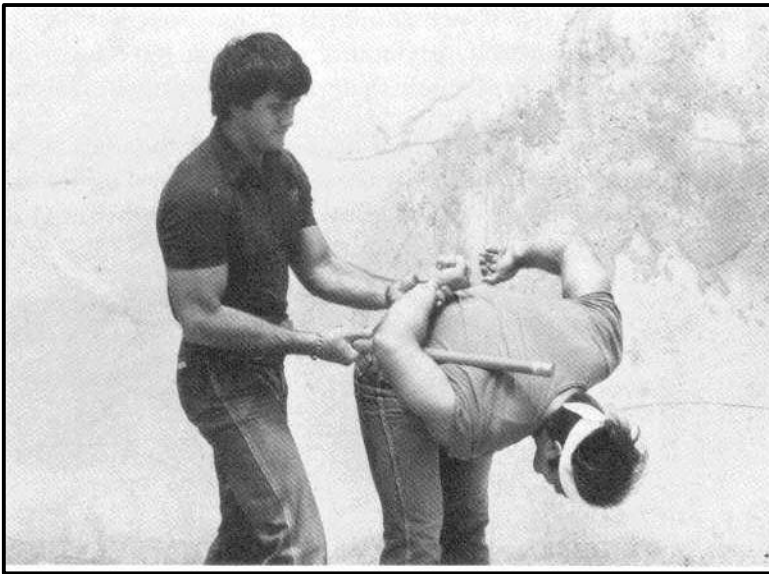




**MARTIAL ARTS  
WEAPONS ASSOCIATION**

## **WEAPONS OF THE STREET**

**You may finish him by pulling up very hard and breaking his arm.**







**MARTIAL ARTS  
WEAPONS ASSOCIATION**

## **WEAPONS OF THE STREET**

**Offensive 2:** You block his right arm attack with a left fore- arm block and then smash the club directly onto his kneecap.







**MARTIAL ARTS  
WEAPONS ASSOCIATION**

## **WEAPONS OF THE STREET**

**You may then smash the club into his groin and step around his back, keeping the club in front of his body and allowing you to gain complete control and walk him to the police or for help.**









## MARTIAL ARTS WEAPONS ASSOCIATION

### WEAPONS OF THE STREET

**Offensive 3. Chokes.** Chokes are a very effective means of keeping control of a man until the police or help arrive. **NOTE: Be sure to use control and caution when practicing chokes as they are very deadly.**

**The half nelson choke:** Place the club across his neck, holding one end with your right hand. Now place the other end of the club into your left elbow and place your palm around the back of his head; by pulling with your right hand you can easily choke him out.







**MARTIAL ARTS  
WEAPONS ASSOCIATION**

## **WEAPONS OF THE STREET**

**The full nelson choke:** This time the club is placed between the elbows of both arms, and both palms are placed on the back of the head; by pressing forward, you easily choke him out.






**MARTIAL ARTS  
WEAPONS ASSOCIATION**

## **WEAPONS OF THE STREET**

**The X choke:** Place the club in front of his neck, and cross your arms in back so that your right hand is over his left shoulder and your left hand is over his right shoulder. Now by leaning forward and pulling back you can choke him out. This is your most powerful and dangerous choke, so be extremely cautious when using it.

**NOTE:** I am not showing offensive techniques with the club in this book of street weapons. If you want to learn them please refer to my book of karate weapons. What I will show are a few offensive techniques that will allow you to control the attacker till the police or help arrive.








## **MARTIAL ARTS WEAPONS ASSOCIATION**

### **WEAPONS OF THE STREET**

**Karate defense against a club:** If you have sufficiently trained your hand you can easily do the following defense against a club. It requires speed and timing; do not try it if you don't have both of these qualities.





**As the attacker strikes at you, quickly block the attack with a rising, grasping block and hold the club firmly.**



**MARTIAL ARTS  
WEAPONS ASSOCIATION**

## **WEAPONS OF THE STREET**

**Then with lightning speed and devastating power you break the club in half Take the end in your hand, twirl around and smash his head, then up quickly with a side kick to finish him.**






**MARTIAL ARTS  
WEAPONS ASSOCIATION**

## **WEAPONS OF THE STREET**

### **2. CHAIN DEFENSES**

**The chain is a deadly weapon that requires speed and agility to defend yourself against. You must move before the attacker gets too much momentum and must try not to let the chain gain too much speed before you stop the attack.**








**MARTIAL ARTS  
WEAPONS ASSOCIATION**

## **WEAPONS OF THE STREET**

**Defense 1:** You are attacked by a punk with a chain. As he starts his swing at you, you quickly duck your head to let the chain fly by. Now before he can pull the chain back across his body you jump in with a forearm block and grab his arm controlling the chain.





**MARTIAL ARTS  
WEAPONS ASSOCIATION**

### **WEAPONS OF THE STREET**

**Now lock his arm up over your left shoulder and with a hard downward pull you can break his elbow to finish him.**






**MARTIAL ARTS  
WEAPONS ASSOCIATION**

## **WEAPONS OF THE STREET**

**Defense 2,** You are attacked with a chain and you duck down again and let it fly by.

As he comes back for another swing you step in and block with a double forearm block to his arm, not the chain. Stop the arm, and that will stop the chain.








**MARTIAL ARTS  
WEAPONS ASSOCIATION**

## **WEAPONS OF THE STREET**

**You now quickly swing your right leg up and into his groin, and your elbow down into his ribs. Continue your motion, step around to his back, and strike the back of his neck to break it.**







**MARTIAL ARTS  
WEAPONS ASSOCIATION**

## **WEAPONS OF THE STREET**

**Defense 3:** You are attacked with a chain and you quickly step back and duck and then spring up a front snap kick into his face. Note: If you can't kick that high, snap a kick into his groin.






**MARTIAL ARTS  
WEAPONS ASSOCIATION**

## **WEAPONS OF THE STREET**

**Now turn and finish him with a strong back kick to his heart area.**








## MARTIAL ARTS WEAPONS ASSOCIATION

### WEAPONS OF THE STREET

**Offensive 1:** Close up of position for holding chain for most control.



I find the best offense a good defense. An attacker can't block your weapon if he is in the middle of an attack, so always let him move at you first and then counter with your weapon. If he does not attack, you can walk away or go get help. He swings at you and you sidestep and smash the chain into his ribs. Now flip the chain up and over his neck.

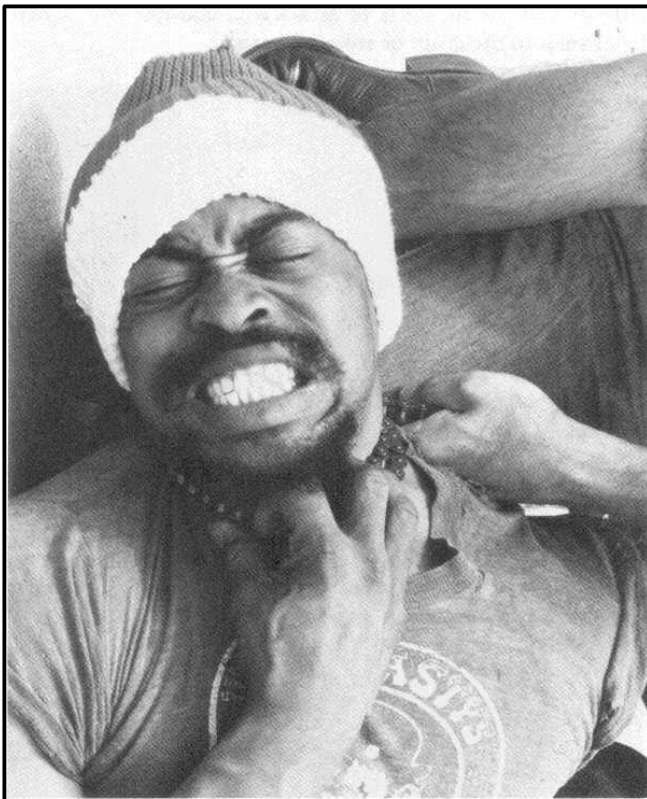






**MARTIAL ARTS  
WEAPONS ASSOCIATION**

## **WEAPONS OF THE STREET**

**You can then step behind and secure the choke, and a quick downward pull will throw him to the ground where you can hold him till help arrives.**











## MARTIAL ARTS WEAPONS ASSOCIATION

### WEAPONS OF THE STREET

**Offensive 2:** As he starts to attack you counter with a hard front snap to the groin or stomach area.



Now you take the chain and flip it over the back of his head, holding the chain in both hands.









**MARTIAL ARTS  
WEAPONS ASSOCIATION**

## **WEAPONS OF THE STREET**


**Offensive 3:** You swing at him and as he steps back to duck, you quickly drop to one leg and swing the end of the chain around his lower leg, allowing it to wrap itself around and secure his leg, which you can then yank out from under him, throwing him to the ground where you can finish him with a groin stomp.





**MARTIAL ARTS  
WEAPONS ASSOCIATION**

## WEAPONS OF THE STREET





**MARTIAL ARTS  
WEAPONS ASSOCIATION**

## **WEAPONS OF THE STREET**

### **BOTTLE DEFENSES**

**Defense 1:** The attacker lunges at your face with the bottle; you step back and block with a palm heel block to his fore arm.









**MARTIAL ARTS  
WEAPONS ASSOCIATION**

## **WEAPONS OF THE STREET**

**Now quickly grasp his arm and side kick him in the ribs, then turn and finish him with a hard back kick to his groin area.**






**MARTIAL ARTS  
WEAPONS ASSOCIATION**

## **WEAPONS OF THE STREET**

**Defense 2:** The attacker comes at you with a stab to the midsection. You block down with an X block using both hands and then grasp his wrist with both hands.







**MARTIAL ARTS  
WEAPONS ASSOCIATION**

## **WEAPONS OF THE STREET**

**Twist it up and over in front of his body, throwing him to the ground, where you can finish him with a hard heel smash to his face.**









**MARTIAL ARTS  
WEAPONS ASSOCIATION**

## **WEAPONS OF THE STREET**

**Defense 3:** You are about to be attacked, and as he starts to move at you, you quickly come up with a hard crescent foot block to his forearm area.






**MARTIAL ARTS  
WEAPONS ASSOCIATION**

## **WEAPONS OF THE STREET**

**Keep the pressure on his wrist and press his arm down towards the ground, then you can turn and smash a heel kick to his face to finish him off.**






**MARTIAL ARTS  
WEAPONS ASSOCIATION**

## **WEAPONS OF THE STREET**

**Offensive 1:** You strike to the attacker's head and he blocks with a forearm block. Before he can react you can flip the arm over and stab his groin.









**MARTIAL ARTS  
WEAPONS ASSOCIATION**

## **WEAPONS OF THE STREET**

**Offensive 2:** You are attacked with a right punch, which you block with a rising left forearm block, and then counter by taking the bottle over and cutting open the back of his hand, rendering it useless.

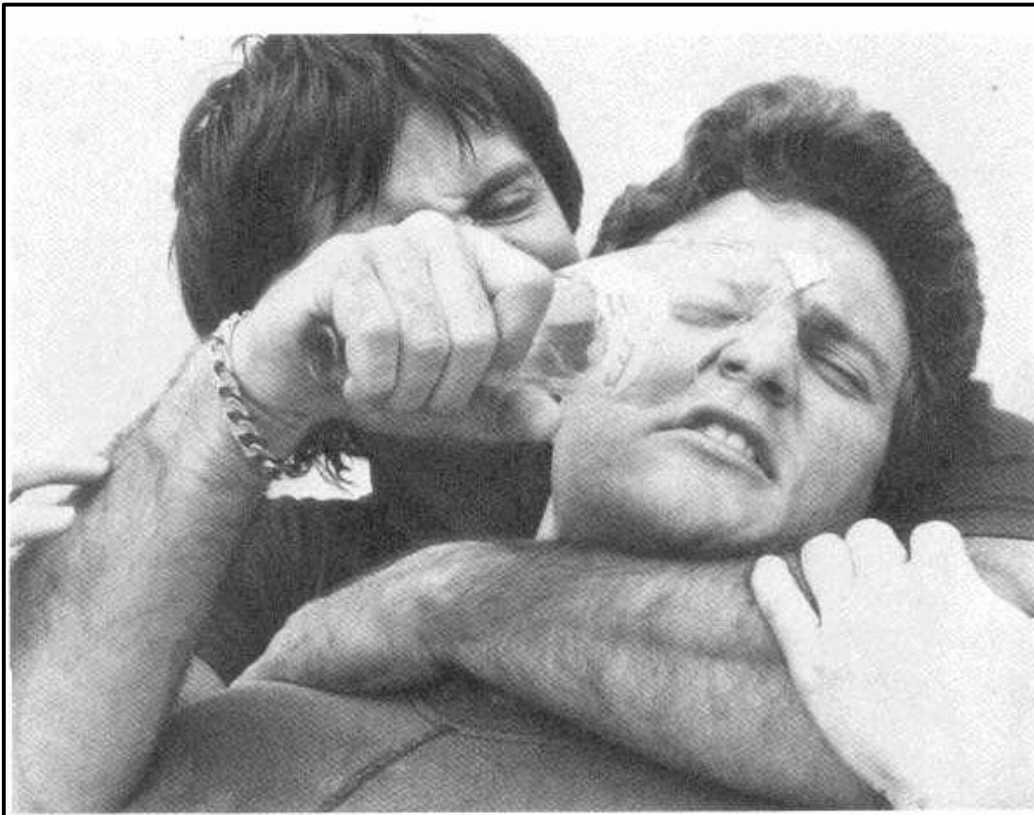




**MARTIAL ARTS  
WEAPONS ASSOCIATION**

### **WEAPONS OF THE STREET**

**Offensive 3:** The best way to use the bottle is to show an attacker that he will lose his face if he does not come to the police or come with you, so hold the back of his head by controlling his neck and place the bottle -in front of his eyes so he can see it and realize he better not mess up.






**MARTIAL ARTS  
WEAPONS ASSOCIATION**


## **WEAPONS OF THE STREET**

### **4. KNIFE DEFENSES**

A jacket serves as a very good defense against a knife, but a jacket is not made of steel and will not stop a knife blade from cutting you. You must use the jacket as a shield and to stop the arm, not to stop the blade of the knife.



**Defense 1:** The attacker starts to draw his knife from his pocket. Before he can get the knife out, step back and take your jacket off your right arm (keeping it on your left arm),








**MARTIAL ARTS  
WEAPONS ASSOCIATION**

## **WEAPONS OF THE STREET**

**and then flipping it over and over till it wraps around your left arm, all the time backing up to keep him a safe distance away from you.**






**MARTIAL ARTS  
WEAPONS ASSOCIATION**

## **WEAPONS OF THE STREET**

**Now block his stab with a rising forearm block and counter with a smash of your foot into his groin. Then you can finish him with a smash of your knee into his face.**






**MARTIAL ARTS  
WEAPONS ASSOCIATION**

## **WEAPONS OF THE STREET**

**Defense 2:** You are about to be attacked and as he comes at you you step back and this time take the jacket off of both of your arms behind your back.








## MARTIAL ARTS WEAPONS ASSOCIATION

### WEAPONS OF THE STREET



Then quickly flip the jacket up over your head and hold it in front of you with both hands. Now as he comes at your mid-section you block down onto the arm, then flip the jacket around to lock up the knife and the arm.

You can then twirl the arm up over your head and throw him to the ground where you can finish him with a heel stomp to his groin.







**MARTIAL ARTS  
WEAPONS ASSOCIATION**

## **WEAPONS OF THE STREET**

**Defense 3:** As he comes at you, you step back and quickly take the belt off your body. Slap the end of the belt directly into his eyes.








## MARTIAL ARTS WEAPONS ASSOCIATION

### WEAPONS OF THE STREET

Then take the buckle part and smash that end across his eyes again, then flip the belt around his head in a choke, and throw him to the ground. Finish him with a stomp and a smash of the hand to the groin.








**MARTIAL ARTS  
WEAPONS ASSOCIATION**

## **WEAPONS OF THE STREET**

**Defense 4:** As he comes at you, you already have the belt off and are holding it in both hands. Swing the belt around his forearm and allow it to wrap around his arm.






**MARTIAL ARTS  
WEAPONS ASSOCIATION**

## **WEAPONS OF THE STREET**

Quickly reach out and lock both ends of the belt up in your hands. You can now take the belt up and wrap it around his neck and choke him, or throw him to the ground and choke him out, or smash his groin with your free hand.






## MARTIAL ARTS WEAPONS ASSOCIATION

### WEAPONS OF THE STREET

#### TWO MAN DEFENSES

**Defense 1.** You are being held from behind by one man while another tries to attack you with a club. Quickly snap up a front kick to the attacker's arm, stopping his motion.



Now before you bring the foot down, snap a groin kick to disable him.







**MARTIAL ARTS  
WEAPONS ASSOCIATION**

## **WEAPONS OF THE STREET**

Bring the foot down onto the toes of the man still holding you, and then elbow him to the ribs, stepping to your right to get beside him.







**MARTIAL ARTS  
WEAPONS ASSOCIATION**

## **WEAPONS OF THE STREET**

You then shuto the back of his neck, and smash his face with your knee to disable him.






## MARTIAL ARTS WEAPONS ASSOCIATION

### WEAPONS OF THE STREET

**Defense 2:** You are being held from behind while a man tries to attack your legs with a club. just as he gets very close, you jump into the air and with both feet kick him directly in the teeth. He should wind up striking his own partner.








**MARTIAL ARTS  
WEAPONS ASSOCIATION**

## WEAPONS OF THE STREET



If he recovers, and tries another strike at your head area, you can duck quickly and he will strike his partner's head.






**MARTIAL ARTS  
WEAPONS ASSOCIATION**

## **WEAPONS OF THE STREET**

You may then finish the front attacker with a groin kick.







**MARTIAL ARTS  
WEAPONS ASSOCIATION**

## **WEAPONS OF THE STREET**

**Defense 3:** You are being held from behind while a man attacks you from the front.

Place your foot behind the heel of the man holding you. (Please note the closeup).








**MARTIAL ARTS  
WEAPONS ASSOCIATION**

## **WEAPONS OF THE STREET**

Now just as the front man gets near you, quickly twist your body around. The man behind you will find himself taking the blade of the knife.






**MARTIAL ARTS  
WEAPONS ASSOCIATION**

## **WEAPONS OF THE STREET**

**Defense 4:** You are being held from behind as a man attacks your front with a knife. just as he gets near you, sidestep to the right of the man holding you, and he just might wind up stabbing his own partner.






**MARTIAL ARTS  
WEAPONS ASSOCIATION**

## **WEAPONS OF THE STREET**

You can then finish him with a strike to the throat and a kick to the groin.



NOTE: These defenses may look like showmanship, but if you try them a few times you will see that they actually work, for the man holding you is concerned only with stop- ping you from getting away forward, so you can easily jump in the air, or bend over, or even sidestep.

Copyright 2001 Dr. Ted Gambordella  
<http://www.martialartsweapons.net>







## MARTIAL ARTS WEAPONS ASSOCIATION

### WEAPONS OF THE STREET

**Defense 5:** You are attacked by a man with a club and a man with a tire tool. You have a club for your defense also.



Block the attack of the club with a two-handed overhead rising block, and at the same time smash a side kick into the ribs of the man with the tire tool, sending him to the ground.







**MARTIAL ARTS  
WEAPONS ASSOCIATION**

## **WEAPONS OF THE STREET**

You can then finish the man with the club by smashing the back of his head with your club.



If the man in front gets up, smash his groin with an underarm flip of your club into his groin.






**MARTIAL ARTS  
WEAPONS ASSOCIATION**

## **WEAPONS OF THE STREET**

**Defense 6:** This time you smash a straight jab into the stomach of the man with the tire tool, thereby disabling him,



and then sidekick into the groin and stomach area of the man with the club.



Copyright 2001 Dr. Ted Gambordella  
<http://www.martialartsweapons.net>






**MARTIAL ARTS  
WEAPONS ASSOCIATION**

## WEAPONS OF THE STREET

### 6. THREE MAN DEFENSES

When you find yourself surrounded by three men, the best thing to do is run. If you can't, always try to protect your back, keeping it toward the wall.

**Defense 1:** As the men move to you smash a back kick into the stomach of the man on your left.




Copyright 2001 Dr. Ted Gambordella  
<http://www.martialartsweapons.net>



**MARTIAL ARTS  
WEAPONS ASSOCIATION**

## **WEAPONS OF THE STREET**

You can then smash your club into the face of the man in front of you and finish the man behind you with a side kick to his ribs.




Copyright 2001 Dr. Ted Gambordella  
<http://www.martialartsweapons.net>




**MARTIAL ARTS  
WEAPONS ASSOCIATION**

## WEAPONS OF THE STREET

**Defense 2:** This time, kick the man that's to your left with a back kick into the stomach. You can then smash your club into the eyes and mouth of the man in front of you as you



jab your fingers into the eyes of the man to your right.







## MARTIAL ARTS WEAPONS ASSOCIATION

### WEAPONS OF THE STREET

This is the best of all defenses against three men, or even against two. It requires speed and cleverness, and a .38 special.



This is the best of all defenses against three men, or even against two. It requires speed and cleverness, and a .38 special.



if you find yourself in the corner with three punks with weapons coming at you, put your hands up as if to give up,



**MARTIAL ARTS  
WEAPONS ASSOCIATION**

## **WEAPONS OF THE STREET**

then quickly reach into your belt and pull out a .38 special and watch the punks run.

