







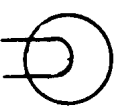

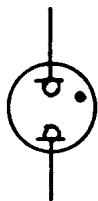
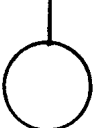







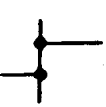


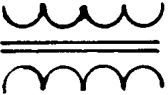

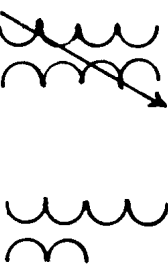



 QUARTZ CRYSTAL	<div>Male → Female ←</div> <div>Contacts Receptacle Plug Coaxial Receptacle Coaxial Plug Female Male</div>					
CONNECTORS						
 FUSE	 EARTH GROUND	 HEADSET	<div> Basic Coil</div> <div> Iron Core</div> <div> Tapped</div> <div> Adjustable</div> <div>INDUCTORS</div>			
 KEY	 Incandescent	 Pilot	 Neon (AC)	<div><div> A-Ammeter V-Volmeter Mc-Milliammeter</div><div> M-Motor G-Generator etc.</div></div> <div>Insert Appropriate Designations</div> <div>METERS</div>		
 MICROPHONE	 CONTACT RECTIFIER	<div> Fixed</div> <div> Tapped</div> <div> Adjustable</div> <div>RESISTORS</div>		<div> Terminal Crossing Conductors Not Joined</div> <div> Conductor Joined</div> <div> Chassis Connection</div>		
 Air Core	 Iron Core	 Adjustable Inductance		 Adjustable Coupling With Link		<div> SPST Toggle</div> <div> SPDT Toggle</div> <div> Multipoint</div> <div>SWITCHES</div>
TRANSFORMERS						