

Engine & Cooling	Fuel	Ignition	Electrical	Running gear	Torque settings	Capacities	Notes & Illustrations
------------------	------	----------	------------	--------------	-----------------	------------	-----------------------



Automotive Technical DATA BOOK

Click on one of the buttons above to view data for this car. To return to this screen and make another choice, click anywhere on the data screen.

MENU

HELP

Engine and cooling system Midi 1.8 1984 to 1988

Type	OHC
Capacity (cm ³) / number of cylinders	1817 / 4
Compression ratio / pressure	bar 8.5 / 12.3
Oil pressure	bar [3.9]
Oil temperature	°C 80
Valve clearance - inlet	mm 0.15
Valve clearance - exhaust	mm 0.25
Firing order	1-3-4-2
No 1 cylinder position	TBE
Thermostat opening temperature	°C 80.5 to 83.5
Radiator cap pressure	bar 0.9 to 1.2

Fuel system Midi 1.8 1984 to 1988

Idle speed - manual [auto]	rpm	800
Fast idle speed - manual [auto]	rpm	2700 to 3000
CO @ idle speed [3000 rpm] - see page VI	%	2.5±0.5
HC @ idle speed [3000 rpm] - see page VI	ppm	≤1200
CO ₂ @ idle speed [3000 rpm] - see page VI	%	—
O ₂ @ idle speed [3000 rpm] - see page VI	%	—
Carburettor / fuel injection	Nippon Kikaki/Stromberg	
Type / ref	21E 304-151	
Main jet / needle	108, 165	
Injection pressure	bar	—
Pump pressure	bar	0.25
Octane rating	RON	90[E 95 RON]

Ignition system Midi 1.8 1984 to 1988

Type	Electronic	
Ignition coil	Nippon Denso	
Primary resistance	ohms	1.33 to 1.63
Ballast resistor	ohms	1.2
Voltage - Tmnl 15(+) to earth	V	12
Distributor	Nippon Denso	
Points gap (air gap)	mm	[0.20 to 0.40]
Dwell angle	° (%)	—
Condenser capacity	µF	—
Rotation	Clockwise	
Ignition timing - basic [static	° Crankshaft @ rpm	6 BTDC @ 800
V = Vacuum NV = No Vacuum	V	
Total ignition advance	° Crankshaft @ rpm	—
	° Crankshaft @ rpm	—
	° Crankshaft @ rpm	—
Centrifugal check.	° Crankshaft @ rpm	0 @ 800 to 1400
	° Crankshaft @ rpm	8 to 11 @ 2500
	° Crankshaft @ rpm	16 to 19 @ 3400
Vacuum range check	mbar	70 to 373
Maximum vacuum advance	° Crankshaft	16
Spark plugs	NGK/Champion	
Type	BPR6ES / RN9YC	
Electrode gap	mm	1.00 to 1.10

Electrical system Midi 1.8 1984 to 1988

Battery	V / CC / RC	12 / 210 / 65
Alternator voltage / full load current / engine rpm	13.5 / _ / 3000	
Starter motor current / voltage - cranking	A / V	—
- locked	A / V	—

Running gear Midi 1.8 1984 to 1988

Brakes -		
Front (min. friction material thickness)	mm	1.0
Rear (min. friction material thickness)	mm	1.0

Tyres		
Saloon	Size	—
Estate / Van	Size	185x14
Pressure - front / rear - Saloon	bar	—
- Estate / Van	bar	3.0 / 3.7 ¹

Front suspension / wheel alignment

Toe-in (+) / Toe-out (-)	mm [°]	-1.0 to +5.0
Camber		+35'±30'
Castor		+1°±30'
King pin inclination		+7°25'±30'

Rear suspension / wheel alignment

Toe-in (+) / Toe-out (-)	mm [°]	—
Camber		—

Torque wrench settings Midi 1.8 1984 to 1988

Cylinder head - stage 1	Nm	78
- stage 2	Nm	88 to 108
Cylinder head - stage 3	Nm	—
- stage 4	Nm	—
Big-end bearings	Nm	57 to 61
Main bearings	Nm	83 to 113
Clutch cover	Nm	14 to 24
Flywheel [driveplate]	Nm	49 to 59
Front hubs	Nm	WSM
Rear hubs	Nm	—
Wheel nuts / bolts	Nm	—
Spark plugs	Nm	14 to 24

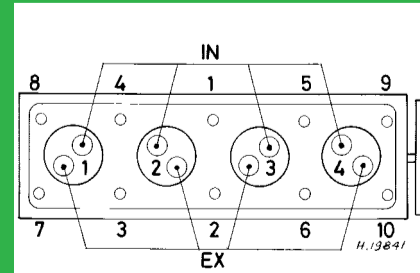
Capacities Midi 1.8 1984 to 1988

Engine oil & filter	litres	4.5
Gearbox - 4-speed [5-speed]	litres	1.6
Automatic transmission - refill	litres	—
Final drive	litres	0.9
Cooling system	litres	9.0
Fuel tank	litres	60

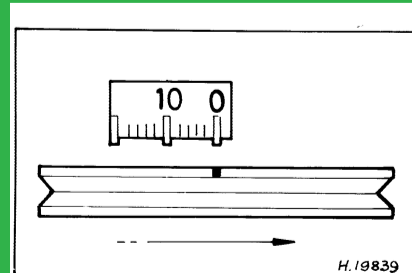
Notes and Illustrations

¹Bus: 3.0 / 3.1


1: Idle speed 2: CO / Mixture



1817 cm³



1817 cm³



Nippon Kikaki / Stromberg